

# 2017 GPS SWIMMING CHAMPIONSHIPS OFFICIAL PROGRAM

**4<sup>TH</sup> JUNIOR CARNIVAL (10 Years & Under - 12 Years & Under)**  
Commencing at 9.30am

**94<sup>TH</sup> CARNIVAL (13 Years & Under - Open)**  
Commencing at 3.00pm

**Brisbane Aquatic Centre, Friday 3rd March 2017**

**COST: \$7.00 (Including GST)**



# COMPETING SCHOOLS



## IPSWICH GRAMMAR SCHOOL

Established 1863  
RED and WHITE



## BRISBANE GRAMMAR SCHOOL

Established 1867  
LIGHT BLUE and DARK BLUE



## GREGORY TERRACE

Established 1875  
RED and BLACK



## TOOWOOMBA GRAMMAR SCHOOL

Established 1875  
BLUE and GOLD



## NUDGEE COLLEGE

Established 1891  
ROYAL BLUE and WHITE



## THE SOUTHPORT SCHOOL

Established 1901  
MAROON, NAVY BLUE and WHITE



## BRISBANE BOYS' COLLEGE

Established 1902  
GREEN, WHITE and BLACK



## ANGLICAN CHURCH GRAMMAR SCHOOL

Established 1912  
BLUE and GREY



## BRISBANE STATE HIGH SCHOOL

Established 1921  
CERISE and BLUE



# WELCOME

This year will be the 4th Junior GPS event [10Years & U-12 Years & U] in the morning, and 94th senior carnival event for [13 Years & U - Open] in the afternoon.

It is a pleasure to welcome all competitors, spectators and staff of our nine member schools to this year's GPS Swimming Championship events.

The Championships are a great way to showcase GPS swimming for young athletes in this world-class venue. They provide inspiration to young and old to take-up the sport for fun, fitness or perhaps to aim even higher and strive to become the next National or International champion.

We wish all competitors well for their respective events today, whatever your goals may be.

# CONTENTS

<b>PAGE 1</b>	<b>Welcome and Contents</b>
<b>PAGE 2</b>	<b>Competitors Starting Instructions</b>
	<b>Exiting Procedure, Bus Pick Up Area Procedure</b>
<b>PAGE 3 - 4</b>	<b>GPS Swimming Program (Order of Events)</b> <b>10 Years &amp; Under - 12 Years &amp; Under</b>
<b>PAGE 5 - 13</b>	<b>Program (Start List) 10 Years &amp; Under - 12 Years &amp; Under</b>
<b>PAGE 14 - 15</b>	<b>Champion School Points Scoring Table</b> <b>10 Years &amp; Under - 12 Years &amp; Under</b>
<b>PAGE 16</b>	<b>GPS Swimming Record Holders</b> <b>10 Years &amp; Under - 12 Years &amp; Under</b>
<b>PAGE 17 - 22</b>	<b>GPS Swimming History of Results</b> <b>10 Years &amp; Under - 12 Years &amp; Under</b>
<b>Page 23</b>	<b>GPS Swimming Program (Order of Events)</b> <b>13 Years &amp; Under - Open</b>
<b>PAGE 24</b>	<b>GPS Swimming Record Holders</b> <b>13 Years &amp; Under - Open</b>
<b>PAGE 25 - 33</b>	<b>Program (Start List) - 13 Years &amp; Under - Open</b>
<b>PAGE 34</b>	<b>Champion School Points Scoring Table</b> <b>13 Years &amp; Under - Open</b>
<b>PAGE 35</b>	<b>GPS Swimming Champion Schools - First Three Schools</b>
<b>PAGE 36 - 64</b>	<b>GPS Swimming History of Results - 13 Years &amp; Under - Open</b>
<b>PAGE 65 - 66</b>	<b>Records of Old Events</b>
<b>PAGE 67 - 70</b>	<b>History of GPS Premiers</b>
<b>PAGE 71 - 73</b>	<b>Fire and Emergency Evacuation Procedures</b>
<b>PAGE 74</b>	<b>Parking Plan</b>
<b>PAGE 75</b>	<b>Acknowledgements</b>
<b>PAGE 76</b>	<b>Technical Officials from Swimming Queensland</b>

# COMPETITORS' STARTING INSTRUCTIONS

1. Consistent with the amended provisions of The Swimming Rules, the Starter will not necessarily brief competitors on his requirements before the Start.
2. The Referee will give a long, drawn out crescendo blast on the whistle to signal competitors to take up a position on their blocks, or, in the case of a Backstroke event, to come to their starting positions in the water.
3. Feet first entry to the pool will apply to all backstroke events.
4. When requested by the Check Starter, the competitors will move in a group onto the Pool-deck each to a position immediately behind his/her Lane Starting Block.
5. After the competitors have placed themselves behind their respective blocks, the announcer will make the appropriate introductions.
6. The Starter will give the precautionary command "Take your marks". Competitors will immediately take up their starting positions at the front of the starting block, or, in the case of a Backstroke event, their starting positions in the water, and REMAIN STATIONARY.
7. When all competitors are stationary the Starter will give the starting signal.
8. Competitors must finish in the lane in which they start. They will remain in the water in their lanes at the finish of the event until a signal is received from the Referee to leave the water.
9. The False Start Rules will be applied in this way:
  - (a) A swimmer who dives into the pool before ASSUMING AND HOLDING his starting position prior to the signal to start is liable to disqualification on the recommendation of the Starter and with the concurrence of the Referee.
  - (b) A swimmer who is told to 'stand up' and who then wilfully dives into the pool after the order is given would contravene the "wilfully disobeying an order" rule and consequently is liable to disqualification on the recommendation of the Starter and the concurrence of the Referee.
  - (c) A swimmer who overbalances and falls into the pool after being told to 'stand up' is not, however, in contravention of the "wilfully disobeying an order" ruling.

## Junior GPS (10 Years & Under -12 Years & Under)

- In this meet, the Two Start Rule will apply.
- If the swimmer is showing intent to swim the stroke correctly, Referees will make every effort to avoid disqualifying swimmers. The referee will talk to the swimmer through the competition should a minor infringement occur.

## (13 Years & Under - Open)

- In this meet, starts will be in accordance with the F.I.N.A. International Rules.
- THE ONE START RULE SHALL APPLY THROUGHOUT THE WHOLE OF THE MEET.
- Any relay team shall be disqualified from a race if a team member, other than the swimmer designated to swim that length, enters the water when the race is being conducted, before all swimmers of all teams have finished the race.

**BARRACKING:** Shortly before the commencement of each event a whistle will be blown to serve as a request to all supporters to refrain from making any noise until the *competitors have entered the water*.

# EXITING PROCEDURE

We will do a staggered departure from the venue once the event is completed and this will be co-ordinated through announcements made over the PA by our Announcer.

The order will be from the Western Grandstand – Scoreboard end to Dive Pool end, followed by the Eastern Grandstand Scoreboard end to Dive Pool end. To allow furthest travelling schools to depart first:

1. TSS 2. TGS 3. NC 4. IGS 5. BBC 6. ACGS 7. BGS 8. BSHS 9. GT

Each school must ensure that at least 2 persons supervise students walking to the buses and with bus loading.

# BUS PICK UP AREA PROCEDURE

A Bus Pick-Up Event Marshall has been assigned to help with the orderly and safe departure of buses based upon the staggered exit order from the venue.

# GPS SWIMMING PROGRAM

## TIMING AND ORDER OF EVENTS 10 Years & Under - 12 Years & Under

Event No	Time	Age Group	Stroke	Distance	Division	Comment
1	9:30am	10 Yrs & U	Freestyle	100m	2	2 mins per event
2	9:32am	10 Yrs & U	Freestyle	100m	1	
3	9:34am	11 Yrs & U	Freestyle	100m	2	
4	9:36am	11 Yrs & U	Freestyle	100m	1	
5	9:38am	12 Yrs & U	Freestyle	100m	2	
6	9:40am	12 Yrs & U	Freestyle	100m	1	
7	9:42am	10 Yrs & U	Breaststroke	50m	4	1:30 mins per event
8		10 Yrs & U	Breaststroke	50m	3	
9	9:45am	10 Yrs & U	Breaststroke	50m	2	
10		10 Yrs & U	Breaststroke	50m	1	
11	9:48am	11 Yrs & U	Breaststroke	50m	4	
12		11 Yrs & U	Breaststroke	50m	3	
13	9:51am	11 Yrs & U	Breaststroke	50m	2	
14		11 Yrs & U	Breaststroke	50m	1	
15	9:54am	12 Yrs & U	Breaststroke	50m	4	
16		12 Yrs & U	Breaststroke	50m	3	
17	9:57am	12 Yrs & U	Breaststroke	50m	2	
18		12 Yrs & U	Breaststroke	50m	1	
19	10:00am	10 Yrs & U	Freestyle	50m	8	1:30 mins per event
20		10 Yrs & U	Freestyle	50m	7	
21	10:03am	10 Yrs & U	Freestyle	50m	6	
22		10 Yrs & U	Freestyle	50m	5	
23	10:06am	10 Yrs & U	Freestyle	50m	4	
24		10 Yrs & U	Freestyle	50m	3	
25	10:09am	10 Yrs & U	Freestyle	50m	2	
26		10 Yrs & U	Freestyle	50m	1	
27	10:12am	11 Yrs & U	Freestyle	50m	8	
28		11 Yrs & U	Freestyle	50m	7	
29	10:15am	11 Yrs & U	Freestyle	50m	6	
30		11 Yrs & U	Freestyle	50m	5	
31	10:18am	11 Yrs & U	Freestyle	50m	4	
32		11 Yrs & U	Freestyle	50m	3	
33	10:21am	11 Yrs & U	Freestyle	50m	2	
34		11 Yrs & U	Freestyle	50m	1	
35	10:24am	12 Yrs & U	Freestyle	50m	8	
36		12 Yrs & U	Freestyle	50m	7	
37	10:27am	12 Yrs & U	Freestyle	50m	6	

# GPS SWIMMING PROGRAM

## TIMING AND ORDER OF EVENTS 10 Years & Under - 12 Years & Under

Event No	Time	Age Group	Stroke	Distance	Division	Comment
38		12 Yrs & U	Freestyle	50m	5	1:30 mins per event
39	10:30am	12 Yrs & U	Freestyle	50m	4	
40		12 Yrs & U	Freestyle	50m	3	
41	10:33am	12 Yrs & U	Freestyle	50m	2	
42		12 Yrs & U	Freestyle	50m	1	
43	10:36am	10 Yrs & U	Backstroke	50m	4	1:30 mins per event
44		10 Yrs & U	Backstroke	50m	3	
45	10:39am	10 Yrs & U	Backstroke	50m	2	
46		10 Yrs & U	Backstroke	50m	1	
47	10:42am	11 Yrs & U	Backstroke	50m	4	
48		11 Yrs & U	Backstroke	50m	3	
49	10:45am	11 Yrs & U	Backstroke	50m	2	
50		11 Yrs & U	Backstroke	50m	1	
51	10:48am	12 Yrs & U	Backstroke	50m	4	1:30 mins per event
52		12 Yrs & U	Backstroke	50m	3	
53	10:51am	12 Yrs & U	Backstroke	50m	2	
54		12 Yrs & U	Backstroke	50m	1	
55	10:54am	10 Yrs & U	Butterfly	50m	2	
56		10 Yrs & U	Butterfly	50m	1	1:30 mins per event
57	10:57am	11 Yrs & U	Butterfly	50m	2	
58		11 Yrs & U	Butterfly	50m	1	
59	11:00am	12 Yrs & U	Butterfly	50m	2	
60		12 Yrs & U	Butterfly	50m	1	6 mins per event
61	11:03am	10 Yrs & U	Freestyle Relay	4 x 50m	1	
62	11:09am	10 Yrs & U	Medley Relay	4 x 50m	1	
63	11:15am	11 Yrs & U	Freestyle Relay	4 x 50m	1	
64	11:21am	11 Yrs & U	Medley Relay	4 x 50m	1	
65	11:27am	12 Yrs & U	Freestyle Relay	4 x 50m	2	
66	11:33am	12 Yrs & U	Freestyle Relay	4 x 50m	1	
67	11:39am	12 Yrs & U	Medley Relay	4 x 50m	1	
12 noon		Presentation of the Trophy				

NB: The Championships are to be conducted in one day in Sessions for age groupings (10Yrs & U – 12 Yrs & U) and (13 Yrs & U - Open). The eligibility criteria for Y5&6 students is they cannot compete in Session 2 (13 Yrs & U - Open), but Year 7's who meet the criteria to compete in the 12 Yrs & U age group can compete in the (10Yrs & U – 12 Yrs & U) event. A Year 7 student may only compete in one Championship event.



# GPS SWIMMING START LIST

## 10 Years & Under - 12 Years & Under

### Event 1 Boys 10 & Under 100 LC Metre Freestyle Division 2

To start at 9.30am

Lane	Name	Age	Team	Time
1	J A Webster	10	TSS	_____
2	A Mann	10	GT	_____
5	E Russell	10	ACGS	_____
6	K Dhawan	10	NC	_____
7	B Vicary Rojas	10	TGS	_____
8	T Winters	10	BBC	_____
9	M Liberatore	10	BGS	_____

### Event 2 Boys 10 & Under 100 LC Metre Freestyle Division 1

To start at 9.32am

GPS Record: 1:13.42 6/03/2015 T Brentnall, BBC

Lane	Name	Age	Team	Time
1	I J Wan	10	TSS	_____
2	J Moore	10	GT	_____
4	J A Simmonds	10	IGS	_____
5	H Hall	10	ACGS	_____
6	J J Gannon	10	NC	_____
7	J Smiddy	10	TGS	_____
8	S Taylor	10	BBC	_____
9	C Renshaw	10	BGS	_____

### Event 3 Boys 11 & Under 100 LC Metre Freestyle Division 2

To start at 9.34am

Lane	Name	Age	Team	Time
1	T S Goffsassen	11	TSS	_____
2	M Pilgrim	11	GT	_____
4	M T Gilchrist	11	IGS	_____
5	D Boreham	11	ACGS	_____
6	M W Rohan	11	NC	_____
7	I Crozier	11	TGS	_____
8	B Jennison	11	BBC	_____
9	R Sommerville	11	BGS	_____

### Event 4 Boys 11 & Under 100 LC Metre Freestyle Division 1

To start at 9.36am

GPS Record: 1:06.94 4/03/2016 T Brentnall, BBC

Lane	Name	Age	Team	Time
1	C R Murakami	11	TSS	_____
2	C Cross	11	GT	_____
4	R A Jensen	11	IGS	_____
5	O Chancellor	11	ACGS	_____
6	B J McKittrick	11	NC	_____
7	A Gentry	11	TGS	_____
8	A Thomson	11	BBC	_____
9	R Mellick	11	BGS	_____

### Event 5 Boys 12 & Under 100 LC Metre Freestyle Division 2

To start at 9.38am

Lane	Name	Age	Team	Time
1	N A Pierron	12	TSS	_____
2	R Lincoln	12	GT	_____
3	X Kolb	12	BSHS	_____
4	B T Worboys	12	IGS	_____
5	C Brosnan	12	ACGS	_____
6	T M Sands	12	NC	_____
7	J Rei	12	TGS	_____
8	J Morrison	12	BBC	_____
9	J Randall	12	BGS	_____

### Event 6 Boys 12 & Under 100 LC Metre Freestyle Division 1

To start at 9.40am

GPS Record: 1:04.52 7/03/2014 J Bible, ACGS

Lane	Name	Age	Team	Time
1	W B Marshall	12	TSS	_____
2	K Feteneiai	12	GT	_____
3	P Wang	12	BSHS	_____
4	T M Francis	12	IGS	_____
5	C O'Connell	12	ACGS	_____
6	B M Barter	12	NC	_____
7	H Pollock	12	TGS	_____
8	T Brentnall	12	BBC	_____
9	A McLeod	12	BGS	_____

### Event 7 Boys 10 & Under 50 LC Metre Breaststroke Division 4

To start at 9.42am

GPS Record: 50.54 7/03/2014 T Hedges, BBC

Lane	Name	Age	Team	Time
1	X A Gane	10	TSS	_____
2	P Townsend	10	GT	_____
4	H A Drynan	10	IGS	_____
5	D Keogh	10	ACGS	_____
6	J S Coldwell	10	NC	_____
7	P Able	10	TGS	_____
8	T Winters	10	BBC	_____
9	C Renshaw	10	BGS	_____

### Event 8 Boys 10 & Under 50 LC Metre Breaststroke Division 3

Lane	Name	Age	Team	Time
1	A J Wallace	10	TSS	_____
2	B Porteous	10	GT	_____
4	S S Barrett	10	IGS	_____
5	E Russell	10	ACGS	_____
6	J L Stubbs	10	NC	_____
7	M Armstrong	10	TGS	_____
8	A Neame	10	BBC	_____
9	A Zhuang	10	BGS	_____

# GPS SWIMMING START LIST

## 10 Years & Under - 12 Years & Under

### Event 9 Boys 10 & Under 50 LC Metre Breaststroke Division 2

To start at 9.45am

Lane	Name	Age	Team	Time
1	J A Webster	10	TSS	_____
2	J Moore	10	GT	_____
4	L Parker	10	IGS	_____
5	A Leggett	10	ACGS	_____
6	A Chen	10	NC	_____
7	B Vicary Rojas	10	TGS	_____
8	H McNaught	10	BBC	_____
9	L Babnik	10	BGS	_____

### Event 10 Boys 10 & Under 50 LC Metre Breaststroke Division 1

GPS Record: 46.16 6/03/2015 M Kelley, ACGS

Lane	Name	Age	Team	Time
1	I J Wan	10	TSS	_____
2	A Mann	10	GT	_____
4	J A Simmonds	10	IGS	_____
5	H Hall	10	ACGS	_____
6	H E Beirne	10	NC	_____
7	J Smiddy	10	TGS	_____
8	S Taylor	10	BBC	_____
9	D Chudleigh	10	BGS	_____

### Event 11 Boys 11 & Under 50 LC Metre Breaststroke Division 4

To start at 9.48am

Lane	Name	Age	Team	Time
1	C R Bos	11	TSS	_____
2	P Papacostas	11	GT	_____
4	D S Casey	11	IGS	_____
5	T Collingwood	11	ACGS	_____
6	B J McKittrick	11	NC	_____
7	A Chicalas	11	TGS	_____
8	Q Seymore	11	BBC	_____
9	R Keeley	11	BGS	_____

### Event 12 Boys 11 & Under 50 LC Metre Breaststroke Division 3

Lane	Name	Age	Team	Time
1	P Tones	11	TSS	_____
2	E Quinn	11	GT	_____
4	T J Stephens	11	IGS	_____
5	O Chancellor	11	ACGS	_____
6	J J McBride	11	NC	_____
7	I Crozier	11	TGS	_____
8	A D Moore	11	BBC	_____
9	E Nelson	11	BGS	_____

### Event 13 Boys 11 & Under 50 LC Metre Breaststroke Division 2

To start at 9.51am

Lane	Name	Age	Team	Time
1	C R Murakami	11	TSS	_____
2	H Panizza	11	GT	_____
4	M T Gilchrist	11	IGS	_____
5	N McCartney	11	ACGS	_____
6	G F Gerry	11	NC	_____
7	C Randall	11	TGS	_____
8	A Thomson	11	BBC	_____
9	H Wang	11	BGS	_____

### Event 14 Boys 11 & Under 50 LC Metre Breaststroke Division 1

GPS Record: 42.49 7/03/2014 J Boreham, ACGS

Lane	Name	Age	Team	Time
1	F M Reichman	11	TSS	_____
2	M Pilgrim	11	GT	_____
4	R A Jensen	11	IGS	_____
5	D Boreham	11	ACGS	_____
6	J D Weaver	11	NC	_____
7	N Taylor	11	TGS	_____
8	J De Stefani	11	BBC	_____
9	E Rimmington	11	BGS	_____

### Event 15 Boys 12 & Under 50 LC Metre Breaststroke Division 4

To start at 9.54am

Lane	Name	Age	Team	Time
1	N A Pierron	12	TSS	_____
2	W Nash	12	GT	_____
3	X Kolb	12	BSHS	_____
4	T M Francis	12	IGS	_____
5	J Baxby	12	ACGS	_____
6	B C Stanton	12	NC	_____
7	J Rei	12	TGS	_____
8	O Warren	12	BBC	_____
9	M McGuire	12	BGS	_____

### Event 16 Boys 12 & Under 50 LC Metre Breaststroke Division 3

Lane	Name	Age	Team	Time
1	T E Rossiter	12	TSS	_____
2	R Lincoln	12	GT	_____
3	N Eade	12	BSHS	_____
4	B T Worboys	12	IGS	_____
5	M Kelley	12	ACGS	_____
6	O J Schuster	12	NC	_____
7	S Goldthorpe	12	TGS	_____
8	J A Gilroy	12	BBC	_____
9	L Martin	12	BGS	_____

### Event 17 Boys 12 & Under 50 LC Metre Breaststroke Division 2

To start at 9.57am

Lane	Name	Age	Team	Time
1	NT Van der Laan	12	TSS	_____
2	B Fairley	12	GT	_____
3	T Ellis	12	BSHS	_____
4	E G Cameron	12	IGS	_____
5	C Brosnan	12	ACGS	_____
6	A T Easton	12	NC	_____
7	R Thornton	12	TGS	_____
8	H Moore	12	BBC	_____
9	H Nelson	12	BGS	_____

PROGRAM CORRECT AT TIME OF PRINTING



# GPS SWIMMING START LIST

## 10 Years & Under - 12 Years & Under

### Event 18 Boys 12 & Under 50 LC Metre Breaststroke Division 1

GPS Record: 38.95 6/03/2015 P Traynor, BBC

Lane	Name	Age	Team	Time
1	R A East	12	TSS	_____
2	T Druve	12	GT	_____
3	P Wang	12	BSHS	_____
4	H J Blackledge	12	IGS	_____
5	D O'Sullivan	12	ACGS	_____
6	B M Barter	12	NC	_____
7	H Pollock	12	TGS	_____
8	T Brentnall	12	BBC	_____
9	N Hatzipetrou	12	BGS	_____

### Event 19 Boys 10 & Under 50 LC Metre Freestyle Division 8

To start at 10.00am

Lane	Name	Age	Team	Time
1	X A Gane	10	TSS	_____
2	G Joseph	10	GT	_____
5	J Mills	10	ACGS	_____
6	L J Maconochie	10	NC	_____
7	B Cook	10	TGS	_____
8	L G Gilroy	10	BBC	_____
9	E Cooper	10	BGS	_____

### Event 20 Boys 10 & Under 50 LC Metre Freestyle Division 7

Lane	Name	Age	Team	Time
1	J S Winter	10	TSS	_____
2	H Wright	10	GT	_____
4	S G Taylor	10	IGS	_____
5	J McGrath	10	ACGS	_____
6	S B Kewley	10	NC	_____
7	M Williamson	10	TGS	_____
8	T F Artiach	10	BBC	_____
9	S McPherson	10	BGS	_____

### Event 21 Boys 10 & Under 50 LC Metre Freestyle Division 6

To start at 10.03am

Lane	Name	Age	Team	Time
1	T O Massey	10	TSS	_____
2	E Dooley	10	GT	_____
4	T T Winitana	10	IGS	_____
5	E Parr	10	ACGS	_____
6	A Chen	10	NC	_____
7	B Miller	10	TGS	_____
8	S J McAlpine	10	BBC	_____
9	L Babnik	10	BGS	_____

### Event 22 Boys 10 & Under 50 LC Metre Freestyle Division 5

Lane	Name	Age	Team	Time
1	T J Stuckey	10	TSS	_____
2	P Townsend	10	GT	_____
4	H A Drynan	10	IGS	_____
5	D Keogh	10	ACGS	_____
6	H E Beirne	10	NC	_____
7	N Bielby	10	TGS	_____
8	J O'Rorke	10	BBC	_____
9	C Fitzpatrick	10	BGS	_____

### Event 23 Boys 10 & Under 50 LC Metre Freestyle Division 4

To start at 10.06am

Lane	Name	Age	Team	Time
1	P G McNab	10	TSS	_____
2	C French	10	GT	_____
4	F G Banar	10	IGS	_____
5	E Russell	10	ACGS	_____
6	L A Clarkson	10	NC	_____
7	B Vicary Rojas	10	TGS	_____
8	A Neame	10	BBC	_____
9	A Zhuang	10	BGS	_____

### Event 24 Boys 10 & Under 50 LC Metre Freestyle Division 3

Lane	Name	Age	Team	Time
1	A J Wallace	10	TSS	_____
2	B Porteous	10	GT	_____
4	S S Barrett	10	IGS	_____
5	A Leggett	10	ACGS	_____
6	J L Stubbs	10	NC	_____
7	M Armstrong	10	TGS	_____
8	H McNaught	10	BBC	_____
9	D Chudleigh	10	BGS	_____

### Event 25 Boys 10 & Under 50 LC Metre Freestyle Division 2

To start at 10.09am

Lane	Name	Age	Team	Time
1	A Mann	10	GT	_____
4	L Parker	10	IGS	_____
5	N Chadwick	10	ACGS	_____
6	J J Gannon	10	NC	_____
7	P Able	10	TGS	_____
8	T Winters	10	BBC	_____
9	M Liberatore	10	BGS	_____

### Event 26 Boys 10 & Under 50 LC Metre Freestyle Division 1

GPS Record: 33.78 6/03/2015 T Brentnall, BBC

Lane	Name	Age	Team	Time
1	J A Webster	10	TSS	_____
2	J Moore	10	GT	_____
4	J A Simmonds	10	IGS	_____
5	H Hall	10	ACGS	_____
6	K Dhawan	10	NC	_____
7	J Smiddy	10	TGS	_____
8	S Taylor	10	BBC	_____
9	C Renshaw	10	BGS	_____

### Event 27 Boys 11 & Under 50 LC Metre Freestyle Division 8

To start at 10.12am

Lane	Name	Age	Team	Time
1	B J Roper	11	TSS	_____
2	J Collins	11	GT	_____
4	O B Jenner	11	IGS	_____
5	D McDonald	12	ACGS	_____
6	J J Stacey	11	NC	_____
7	L Williams	11	TGS	_____
8	A McDonald	11	BBC	_____
9	D Conway	11	BGS	_____

# GPS SWIMMING START LIST

## 10 Years & Under - 12 Years & Under

### Event 28 Boys 11 & Under 50 LC Metre Freestyle Division 7

Lane	Name	Age	Team	Time
1	D Chen	11	TSS	_____
2	T Huey	11	GT	_____
4	B C Naish	11	IGS	_____
5	T Collingwood	11	ACGS	_____
6	TJ Brandenburg	11	NC	_____
7	R Grimes	11	TGS	_____
8	B Austin	11	BBC	_____
9	H Wang	11	BGS	_____

### Event 29 Boys 11 & Under 50 LC Metre Freestyle Division 6

To start at 10.15am

Lane	Name	Age	Team	Time
1	A Nickalls	11	TSS	_____
2	F Cummins	11	GT	_____
4	T J Gillett	11	IGS	_____
5	R Keirnan	11	ACGS	_____
6	G F Gerry	11	NC	_____
7	H Johnson	11	TGS	_____
8	A D Moore	11	BBC	_____
9	E Nelson	11	BGS	_____

### Event 30 Boys 11 & Under 50 LC Metre Freestyle Division 5

Lane	Name	Age	Team	Time
1	F M Reichman	11	TSS	_____
2	P Papacostas	11	GT	_____
4	D S Casey	11	IGS	_____
5	W Brett	11	ACGS	_____
6	P J Townsend	11	NC	_____
7	P Nolan	11	TGS	_____
8	O G White	11	BBC	_____
9	W Gatehouse	11	BGS	_____

### Event 31 Boys 11 & Under 50 LC Metre Freestyle Division 4

To start at 10.18am

Lane	Name	Age	Team	Time
1	M M Thilwind	11	TSS	_____
2	T Connors	11	GT	_____
4	M D Herbert	11	IGS	_____
5	N McCartney	11	ACGS	_____
6	A Wendt	11	NC	_____
7	C Randall	11	TGS	_____
8	J De Stefani	11	BBC	_____
9	E Rimmington	11	BGS	_____

### Event 32 Boys 11 & Under 50 LC Metre Freestyle Division 3

Lane	Name	Age	Team	Time
1	C R Bos	11	TSS	_____
2	B Fletcher	11	GT	_____
4	T J Stephens	11	IGS	_____
5	D Boreham	11	ACGS	_____
6	D Weaver	11	NC	_____
7	I Crozier	11	TGS	_____
8	Q Seymore	11	BBC	_____
9	R Keeley	11	BGS	_____

### Event 33 Boys 11 & Under 50 LC Metre Freestyle Division 2

To start at 10.21am

Lane	Name	Age	Team	Time
1	C R Murakami	11	TSS	_____
2	M Pilgrim	11	GT	_____
4	M T Gilchrist	11	IGS	_____
5	T Tasker	11	ACGS	_____
6	B J McKittrick	11	NC	_____
7	A Gentry	11	TGS	_____
8	B Jennison	11	BBC	_____
9	R Sommerville	11	BGS	_____

### Event 34 Boys 11 & Under 50 LC Metre Freestyle Division 1

GPS Record: 30.81 4/03/2016 T Brentnall, BBC

Lane	Name	Age	Team	Time
1	T S Goffsassen	11	TSS	_____
2	C Cross	11	GT	_____
4	R A Jensen	11	IGS	_____
5	O Chancellor	11	ACGS	_____
6	M W Rohan	11	NC	_____
7	C Oates	11	TGS	_____
8	A Thomson	11	BBC	_____
9	R Mellick	11	BGS	_____

### Event 35 Boys 12 & Under 50 LC Metre Freestyle Division 8

To start at 10.24am

Lane	Name	Age	Team	Time
1	S J Sturgess	12	TSS	_____
2	W Nash	12	GT	_____
3	Z Conias	12	BSHS	_____
5	C Austin	12	ACGS	_____
6	J D Wilson	12	NC	_____
7	J Ridgway	12	TGS	_____
8	D Granzin	12	BBC	_____
9	N Michael	12	BGS	_____

### Event 36 Boys 12 & Under 50 LC Metre Freestyle Division 7

Lane	Name	Age	Team	Time
1	Z W Howard	12	TSS	_____
2	G Sheehan	12	GT	_____
3	N Forbes	12	BSHS	_____
4	I N McAuliffe	12	IGS	_____
5	M Kelley	12	ACGS	_____
6	T J Herbert	12	NC	_____
7	M Moore	12	TGS	_____
8	J Walk	12	BBC	_____
9	M McGuire	12	BGS	_____

### Event 37 Boys 12 & Under 50 LC Metre Freestyle Division 6

To start at 10.27am

Lane	Name	Age	Team	Time
1	B J Hayes	12	TSS	_____
2	W Siddle	12	GT	_____
3	L Zakaris	12	BSHS	_____
4	L A Briones	12	IGS	_____
5	D O'Sullivan	12	ACGS	_____
6	J J Ford	12	NC	_____
7	W Tinkler	12	TGS	_____
8	H Moore	12	BBC	_____
9	H Nelson	12	BGS	_____

PROGRAM CORRECT AT TIME OF PRINTING

# GPS SWIMMING START LIST

## 10 Years & Under - 12 Years & Under

### Event 38 Boys 12 & Under 50 LC Metre Freestyle Division 5

Lane	Name	Age	Team	Time
1	C F McDonald	12	TSS	_____
2	X Slack	12	GT	_____
3	T Langdon-Macmillan	12	BSHS	_____
4	B T Worboys	12	IGS	_____
5	D McDonald	12	ACGS	_____
6	O J Schuster	12	NC	_____
7	S Goldthorpe	12	TGS	_____
8	P J Gardner	12	BBC	_____
9	L Jennings	12	BGS	_____

### Event 39 Boys 12 & Under 50 LC Metre Freestyle Division 4

To start at 10.30am

Lane	Name	Age	Team	Time
1	N A Pierron	12	TSS	_____
2	R Lincoln	12	GT	_____
3	T Ellis	12	BSHS	_____
4	K G Williams	12	IGS	_____
5	H Swindle	12	ACGS	_____
6	A T Easton	12	NC	_____
7	R Thornton	12	TGS	_____
8	F Mills	12	BBC	_____
9	L Martin	12	BGS	_____

### Event 40 Boys 12 & Under 50 LC Metre Freestyle Division 3

Lane	Name	Age	Team	Time
1	J L Sa	12	TSS	_____
2	K Fetineiai	12	GT	_____
3	X Kolb	12	BSHS	_____
4	T M Francis	12	IGS	_____
5	S Nott	12	ACGS	_____
6	B C Stanton	12	NC	_____
7	J Rei	12	TGS	_____
8	J T Campbell	12	BBC	_____
9	J Randall	12	BGS	_____

### Event 41 Boys 12 & Under 50 LC Metre Freestyle Division 2

To start at 10.33am

Lane	Name	Age	Team	Time
1	H L Carrigan	12	TSS	_____
2	T Druve	12	GT	_____
3	N Eade	12	BSHS	_____
4	H J Blackledge	12	IGS	_____
5	C O'Connell	12	ACGS	_____
6	T M Sands	12	NC	_____
7	H Pollock	12	TGS	_____
8	J Morrison	12	BBC	_____
9	E Sommerville	12	BGS	_____

### Event 42 Boys 12 & Under 50 LC Metre Freestyle Division 1

GPS Record: 29.40 4/03/2016 J Gersekowski, BBC

Lane	Name	Age	Team	Time
1	W B Marshall	12	TSS	_____
2	B Fairley	12	GT	_____
3	P Wang	12	BSHS	_____
4	E G Cameron	12	IGS	_____
5	C Brosnan	12	ACGS	_____
6	B M Barter	12	NC	_____
7	A Fischer	12	TGS	_____
8	T Brentnall	12	BBC	_____
9	A McLeod	12	BGS	_____

### Event 43 Boys 10 & Under 50 LC Metre Backstroke Division 4

To start at 10.36am

Lane	Name	Age	Team	Time
1	T O Massey	10	TSS	_____
2	C French	10	GT	_____
5	E Russell	10	ACGS	_____
6	L A Clarkson	10	NC	_____
7	B Vicary Rojas	10	TGS	_____
8	H McNaught	10	BBC	_____
9	C Fitzpatrick	10	BGS	_____

### Event 44 Boys 10 & Under 50 LC Metre Backstroke Division 3

Lane	Name	Age	Team	Time
1	J A Webster	10	TSS	_____
2	B Porteous	10	GT	_____
5	A Leggett	10	ACGS	_____
6	J L Stubbs	10	NC	_____
7	J Smiddy	10	TGS	_____
8	A Neame	10	BBC	_____
9	A Gardner	10	BGS	_____

### Event 45 Boys 10 & Under 50 LC Metre Backstroke Division 2

To start at 10.39am

Lane	Name	Age	Team	Time
1	A J Wallace	10	TSS	_____
2	A Mann	10	GT	_____
4	L Parker	10	IGS	_____
5	N Chadwick	10	ACGS	_____
6	K Dhawan	10	NC	_____
7	N Bielby	10	TGS	_____
8	T Winters	10	BBC	_____
9	E Cooper	10	BGS	_____

### Event 46 Boys 10 & Under 50 LC Metre Backstroke Division 1

GPS Record: 41.83 7/03/2014 A Craig, TGS

Lane	Name	Age	Team	Time
1	I J Wan	10	TSS	_____
2	J Moore	10	GT	_____
4	J A Simmonds	10	IGS	_____
5	H Hall	10	ACGS	_____
6	J J Gannon	10	NC	_____
7	P Able	10	TGS	_____
8	S Taylor	10	BBC	_____
9	D Chudleigh	10	BGS	_____

# GPS SWIMMING START LIST

## 10 Years & Under - 12 Years & Under

### Event 47 Boys 11 & Under 50 LC Metre Backstroke Division 4

To start at 10.42am

Lane	Name	Age	Team	Time
1	F M Reichman	11	TSS	_____
2	T Connors	11	GT	_____
4	T J Gillett	11	IGS	_____
5	D Boreham	11	ACGS	_____
6	H A Wendt	11	NC	_____
7	I Crozier	11	TGS	_____
8	B Austin	11	BBC	_____
9	E Nelson	11	BGS	_____

### Event 48 Boys 11 & Under 50 LC Metre Backstroke Division 3

Lane	Name	Age	Team	Time
1	C R Murakami	11	TSS	_____
2	B Fletcher	11	GT	_____
4	T J Stephens	11	IGS	_____
5	N McCartney	11	ACGS	_____
6	J D Weaver	11	NC	_____
7	C Randall	11	TGS	_____
8	O G White	11	BBC	_____
9	R Keeley	11	BGS	_____

### Event 49 Boys 11 & Under 50 LC Metre Backstroke Division 2

To start at 10.45am

Lane	Name	Age	Team	Time
1	M M Thilwind	11	TSS	_____
2	M Pilgrim	11	GT	_____
4	M T Gilchrist	11	IGS	_____
5	W Brett	11	ACGS	_____
6	M W Rohan	11	NC	_____
7	R Grimes	11	TGS	_____
8	B Jennison	11	BBC	_____
9	R Sommerville	11	BGS	_____

### Event 50 Boys 11 & Under 50 LC Metre Backstroke Division 1

GPS Record: 35.61 4/03/2016 K M Skipps, TSS

Lane	Name	Age	Team	Time
1	T S Goffsassen	11	TSS	_____
2	C Cross	11	GT	_____
4	R A Jensen	11	IGS	_____
5	O Chancellor	11	ACGS	_____
6	B J McKitrick	11	NC	_____
7	A Gentry	11	TGS	_____
8	A Thomson	11	BBC	_____
9	R Mellick	11	BGS	_____

### Event 51 Boys 12 & Under 50 LC Metre Backstroke Division 4

To start at 10.48am

Lane	Name	Age	Team	Time
1	L J Whelan	12	TSS	_____
2	X Slack	12	GT	_____
3	T Langdon-Macmillan	12	BSHS	_____
4	L A Briones	12	IGS	_____
5	D O'Sullivan	12	ACGS	_____
6	B C Stanton	12	NC	_____
7	A Fischer	12	TGS	_____
8	D Granzin	12	BBC	_____
9	L Martin	12	BGS	_____

### Event 52 Boys 12 & Under 50 LC Metre Backstroke Division 3

Lane	Name	Age	Team	Time
1	W B Marshall	12	TSS	_____
2	T Druve	12	GT	_____
3	T Ellis	12	BSHS	_____
4	K G Williams	12	IGS	_____
5	L George	12	ACGS	_____
6	T J Herbert	12	NC	_____
7	J Rei	12	TGS	_____
8	J T Campbell	12	BBC	_____
9	E Sommerville	12	BGS	_____

### Event 53 Boys 12 & Under 50 LC Metre Backstroke Division 2

To start at 10.51am

Lane	Name	Age	Team	Time
1	N A Pierron	12	TSS	_____
2	B Fairley	12	GT	_____
3	P Wang	12	BSHS	_____
4	B T Worboys	12	IGS	_____
5	C Brosnan	12	ACGS	_____
6	A T Easton	12	NC	_____
7	R Thornton	12	TGS	_____
8	J Morrison	12	BBC	_____
9	J Randall	12	BGS	_____

### Event 54 Boys 12 & Under 50 LC Metre Backstroke Division 1

GPS Record: 34.72 6/03/2015 C Schoorl, TGS

Lane	Name	Age	Team	Time
1	H L Carrigan	12	TSS	_____
2	K Feteneiai	12	GT	_____
3	N Eade	12	BSHS	_____
4	H J Blackledge	12	IGS	_____
5	C O'Connell	12	ACGS	_____
6	B M Barter	12	NC	_____
7	H Pollock	12	TGS	_____
8	T Brentnall	12	BBC	_____
9	A McLeod	12	BGS	_____

### Event 55 Boys 10 & Under 50 LC Metre Butterfly Division 2

To start at 10.54am

Lane	Name	Age	Team	Time
1	J A Webster	10	TSS	_____
2	A Mann	10	GT	_____
5	N Chadwick	10	ACGS	_____
6	J J Gannon	10	NC	_____
7	B Vicary Rojas	10	TGS	_____
8	T Winters	10	BBC	_____
9	E Cooper	10	BGS	_____

### Event 56 Boys 10 & Under 50 LC Metre Butterfly Division 1

GPS Record: 38.88 6/03/2015 T Brentnall, BBC

Lane	Name	Age	Team	Time
1	I J Wan	10	TSS	_____
2	J Moore	10	GT	_____
4	J A Simmonds	10	IGS	_____
5	H Hall	10	ACGS	_____
6	J L Stubbs	10	NC	_____
7	J Smiddy	10	TGS	_____
8	S Taylor	10	BBC	_____
9	C Renshaw	10	BGS	_____

# GPS SWIMMING START LIST

## 10 Years & Under - 12 Years & Under

### Event 57 Boys 11 & Under 50 LC Metre Butterfly Division 2

To start at 10.57am

Lane	Name	Age	Team	Time
1	P Tones	11	TSS	_____
2	M Pilgrim	11	GT	_____
4	M T Gilchrist	11	IGS	_____
5	T Tasker	11	ACGS	_____
6	M W Rohan	11	NC	_____
7	R Grimes	11	TGS	_____
8	B Jennison	11	BBC	_____
9	R Sommerville	11	BGS	_____

### Event 58 Boys 11 & Under 50 LC Metre Butterfly Division 1

GPS Record: 34.69 4/03/2016 K M Skippis, TSS

Lane	Name	Age	Team	Time
1	C R Murakami	11	TSS	_____
2	C Cross	11	GT	_____
4	R A Jensen	11	IGS	_____
5	R Keirnan	11	ACGS	_____
6	B J McKittrick	11	NC	_____
7	C Oates	11	TGS	_____
8	A Thomson	11	BBC	_____
9	R Mellick	11	BGS	_____

### Event 59 Boys 12 & Under 50 LC Metre Butterfly Division 2

To start at 11.00am

Lane	Name	Age	Team	Time
1	T E Rossiter	12	TSS	_____
2	K Fetineiai	12	GT	_____
3	P Wang	12	BSHS	_____
4	T M Francis	12	IGS	_____
5	D McDonald	12	ACGS	_____
6	B M Barter	12	NC	_____
7	J Rei	12	TGS	_____
8	J Morrison	12	BBC	_____
9	E Sommerville	12	BGS	_____

### Event 60 Boys 12 & Under 50 LC Metre Butterfly Division 1

GPS Record: 31.57 6/03/2015 C Schoorl, TGS

Lane	Name	Age	Team	Time
1	W B Marshall	12	TSS	_____
2	B Fairley	12	GT	_____
3	X Kolb	12	BSHS	_____
4	H J Blackledge	12	IGS	_____
5	C O'Connell	12	ACGS	_____
6	T M Sands	12	NC	_____
7	H Pollock	12	TGS	_____
8	T Brentnall	12	BBC	_____
9	A McLeod	12	BGS	_____

### Event 61 Boys 10 & Under 4x50

#### LC Metre Freestyle Relay Division 1

To start at 11.03am

GPS Record: 2:31.13 6/03/2015 ACGS, ACGS

A Kerr, H Swindle, W Collingwood, C Austin

Lane	Team	Time
1	THE SOUTHPORT SCHOOL	_____
	1) T O Massey 10    2) T J Stuckey 10	
	3) J S Winter 10    4) X A Gane 10	
2	ST JOSEPH'S GREGORY TERRACE	_____
	1) P Townsend 10    2) E Dooley 10	
	3) H Wright 10    4) G Joseph 10	
4	IPSWICH GRAMMAR SCHOOL	_____
	1) H A Drynan 10    2) F G Banar 10	
	3) L Parker 10    4) J A Simmonds 10	
5	ANGLICAN CHURCH GRAMMAR SCHOOL	_____
	1) J Mills 10    2) J McGrath 10	
	3) E Parr 10    4) D Keogh 10	
6	ST JOSEPH'S NUDGEES COLLEGE	_____
	1) K Dhawan 10    2) L A Clarkson 10	
	3) H E Beirne 10    4) S B Kewley 10	
7	TOOWOOMBA GRAMMAR SCHOOL	_____
	1) B Miller 10    2) B Cook 10	
	3) N Bielby 10    4) M Williamson 10	
8	BRISBANE BOYS' COLLEGE	_____
	1) T Winters 10    2) H McNaught 10	
	3) A Neame 10    4) S Taylor 10	
9	BRISBANE GRAMMAR SCHOOL	_____
	1) A Zhuang 10    2) C Fitzpatrick 10	
	3) L Babnik 10    4) S McPherson 10	

### Event 62 Boys 10 & Under 4x50

#### LC Metre Medley Relay Division 1

To start at 11.09am

GPS Record: 2:53.12 4/03/2016 TSS

T Goff-Sassen, C Murakami, P Tones, D Chen

Lane	Team	Time
1	THE SOUTHPORT SCHOOL	_____
	1) A J Wallace 10    2) J A Webster 10	
	3) I J Wan 10    4) P G McNab 10	
2	ST JOSEPH'S GREGORY TERRACE	_____
	1) B Porteous 10    2) A Mann 10	
	3) J Moore 10    4) E Dooley 10	
5	ANGLICAN CHURCH GRAMMAR SCHOOL	_____
	1) H Hall 10    2) A Leggett 10	
	3) N Chadwick 10    4) E Russell 10	
6	ST JOSEPH'S NUDGEES COLLEGE	_____
	1) J J Gannon 10    2) A Chen 10	
	3) J L Stubbs 10    4) L J Maconochie 10	
7	TOOWOOMBA GRAMMAR SCHOOL	_____
	1) P Able 10    2) B Vicary Rojas 10	
	3) J Smiddy 10    4) M Armstrong 10	
8	BRISBANE BOYS' COLLEGE	_____
	1) J O'Rorke 10    2) L G Gilroy 10	
	3) S J McAlpine 10    4) T F Artiach 10	
9	BRISBANE GRAMMAR SCHOOL	_____
	1) E Cooper 10    2) D Chudleigh 10	
	3) C Renshaw 10    4) M Liberatore 10	

# GPS SWIMMING START LIST

## 10 Years & Under - 12 Years & Under

### Event 63 Boys 11 & Under 4x50

#### LC Metre Freestyle Relay Division 1

To start at 11.15am

GPS Record: 2:20.25 7/03/2014 GT, GT

T Budden, N Langford, T Sheehan, O Nash

Lane	Team	Time
1	THE SOUTHPORT SCHOOL 1) M M Thilwind 11 2) C R Bos 11 3) A Nickalls 11 4) D Chen 11	_____
2	ST JOSEPH'S GREGORY TERRACE 1) T Connors 11 2) P Papacostas 11 3) F Cummins 11 4) T Huey 11	_____
4	IPSWICH GRAMMAR SCHOOL 1) M D Herbert 11 2) D S Casey 11 3) T J Gillett 11 4) O B Jenner 11	_____
5	ANGLICAN CHURCH GRAMMAR SCHOOL 1) Jude McDonald 11 2) W Brett 11 3) N McCartney 11 4) T Collingwood 11	_____
6	ST JOSEPH'S NUDGEES COLLEGE 1) M W Rohan 11 2) J D Weaver 11 3) H A Wendt 11 4) B J McKittrick 11	_____
7	TOOWOOMBA GRAMMAR SCHOOL 1) C Randall 11 2) P Nolan 11 3) R Grimes 11 4) H Johnson 11	_____
8	BRISBANE BOYS' COLLEGE 1) B Jennison 11 2) O G White 11 3) Q Seymore 11 4) A Thomson 11	_____
9	BRISBANE GRAMMAR SCHOOL 1) W Gatehouse 11 2) E Nelson 11 3) H Wang 11 4) D Conway 11	_____

### Event 64 Boys 11 & Under 4x50

#### LC Metre Medley Relay Division 1

To start at 11.21am

GPS Record: 2:34.98 7/03/2014 ACGS, ACGS

K Taylor, J Boreham, L Brackenrig, A Williams

Lane	Team	Time
1	THE SOUTHPORT SCHOOL 'B' 1) T S Goffsassen 11 2) F M Reichman 11 3) J T Ell 11 4) C R Murakami 11	_____
2	ST JOSEPH'S GREGORY TERRACE 1) C Cross 11 2) H Panizza 11 3) M Pilgrim 11 4) B Fletcher 11	_____
4	IPSWICH GRAMMAR SCHOOL 1) B C Naish 11 2) M T Gilchrist 11 3) R A Jensen 11 4) T J Stephens 11	_____
5	ANGLICAN CHURCH GRAMMAR SCHOOL 1) O Chancellor 11 2) D Boreham 11 3) R Keirnan 11 4) T Tasker 11	_____
6	ST JOSEPH'S NUDGEES COLLEGE 1) J J Stacey 11 2) G F Gerry 11 3) A P O'Connor 11 4) P J Townsend 11	_____
7	TOOWOOMBA GRAMMAR SCHOOL 1) A Gentry 11 2) N Taylor 11 3) C Oates 11 4) I Crozier 11	_____
8	BRISBANE BOYS' COLLEGE 1) B Austin 11 2) J De Stefani 11 3) A McDonald 11 4) A D Moore 11	_____

### Event 65 Boys 12 & Under 4x50

#### LC Metre Freestyle Relay Division 2

To start at 11.27am

Lane	Team	Time
1	THE SOUTHPORT SCHOOL 1) B M Nickalls 12 2) V A Wilkie 12 3) E O Chabert 12 4) L N Kennedy 12	_____
2	ST JOSEPH'S GREGORY TERRACE 1) G Scanlan 12 2) Z Chisholm 12 3) M Spork 12 4) A Ford 12	_____
5	ANGLICAN CHURCH GRAMMAR SCHOOL 1) P Brackenrig 12 2) E Newell 12 3) L Yakas 12 4) A Ridgway 12	_____
6	ST JOSEPH'S NUDGEES COLLEGE 1) L M Fletcher 12 2) Z W Peach 12 3) J D Wilson 12 4) E W Burton 12	_____
7	TOOWOOMBA GRAMMAR SCHOOL 1) A Chicalas 11 2) L Williams 11 3) 4)	_____
8	BRISBANE BOYS' COLLEGE 1) F Ayres 12 2) O Warren 12 3) T E Albatal 12 4) J Walk 12	_____
9	BRISBANE GRAMMAR SCHOOL 1) N Michael 12 2) B Deacon 12 3) N Boorer 12 4) S Bell-Bray 12	_____

### Event 66 Boys 12 & Under 4x50

#### LC Metre Freestyle Relay Division 1

To start at 11.33am

GPS Record: 2:07.79 6/03/2015 GT, GT

T Siao, A Esler, N Langford, W Bradley

Lane	Team	Time
1	THE SOUTHPORT SCHOOL 1) J L Sa 12 2) C F McDonald 12 3) B J Hayes 12 4) Z W Howard 12	_____
2	ST JOSEPH'S GREGORY TERRACE 1) X Slack 12 2) W Siddle 12 3) G Sheehan 12 4) W Nash 12	_____
3	BRISBANE STATE HIGH SCHOOL 1) T Langdon- Macmillan 12 2) L Zakaris 12 3) N Forbes 12 4) Z Conias 12	_____
5	ANGLICAN CHURCH GRAMMAR SCHOOL 1) M Kelley 12 2) H Swindle 12 3) D McDonald 12 4) S Nott 12	_____
6	ST JOSEPH'S NUDGEES COLLEGE 1) B M Barter 12 2) B C Stanton 12 3) A T Easton 12 4) T M Sands 12	_____
7	TOOWOOMBA GRAMMAR SCHOOL 1) S Goldthorpe 12 2) J Ridgway 12 3) W Tinkler 12 4) M Moore 12	_____
8	BRISBANE BOYS' COLLEGE 1) J Morrison 12 2) J T Campbell 12 3) H Moore 12 4) T Brentnall 12	_____
9	BRISBANE GRAMMAR SCHOOL 1) L Martin 12 2) L Jennings 12 3) H Nelson 12 4) M McGuire 12	_____



# GPS SWIMMING START LIST

## 10 Years & Under - 12 Years & Under

**Event 67 Boys 12 & Under 4x50**

**LC Metre Medley Relay Division 1**

To start at 11.39am

GPS Record: 2:22.43 6/03/2015 TGS, TGS

C Schoorl, B Reilly, G Tighe, J Dann

Lane	Team	Time
1	<b>THE SOUTHPORT SCHOOL</b>	_____
	1) N A Pierron 12            2) R A East 12	
	3) W B Marshall 12        4) H L Carrigan 12	
2	<b>ST JOSEPH'S GREGORY TERRACE</b>	_____
	1) K Fetineiai 12            2) T Druve 12	
	3) B Fairley 12              4) R Lincoln 12	
3	<b>BRISBANE STATE HIGH SCHOOL</b>	_____
	1) N Eade 12                 2) P Wang 12	
	3) X Kolb 12                 4) T Ellis 12	
4	<b>IPSWICH GRAMMAR SCHOOL</b>	_____
	1) B T Worboys 12         2) E G Cameron 12	
	3) H J Blackledge 12      4) T M Francis 12	
5	<b>ANGLICAN CHURCH GRAMMAR SCHOOL</b>	_____
	1) L George 12              2) D O'Sullivan 12	
	3) C O'Connell 12         4) C Brosnan 12	
6	<b>ST JOSEPH'S NUDGEES COLLEGE</b>	_____
	1) J M Spiteri 12            2) O J Schuster 12	
	3) T J Herbert 12            4) J J Ford 12	
7	<b>TOOWOOMBA GRAMMAR SCHOOL</b>	_____
	1) R Thornton 12            2) H Pollock 12	
	3) J Rei 12                    4) A Fischer 12	
8	<b>BRISBANE BOYS' COLLEGE</b>	_____
	1) D Granzin 12             2) J A Gilroy 12	
	3) F Mills 12                 4) P J Gardner 12	
9	<b>BRISBANE GRAMMAR SCHOOL</b>	_____
	1) A McLeod 12             2) N Hatzipetrou 12	
	3) E Sommerville 12       4) J Randall 12	

# NOTES

# CHAMPION SCHOOL

## 10 Years & Under - 12 Years & Under

### SCORING SHEET

EVENT	AGE GROUP	DIV	LANE 1 TSS	LANE 2 GT	LANE 3 BSHS	LANE 4 IGS	LANE 5 ACGS	LANE 6 NC	LANE 7 TGS	LANE 8 BBC	LANE 9 BGS	TIME
100m Freestyle	10 Yrs & U	2										
100m Freestyle	10 Yrs & U	1										
100m Freestyle	11 Yrs & U	2										
100m Freestyle	11 Yrs & U	1										
100m Freestyle	12 Yrs & U	2										
100m Freestyle	12 Yrs & U	1										
50m Breaststroke	10 Yrs & U	4										
50m Breaststroke	10 Yrs & U	3										
50m Breaststroke	10 Yrs & U	2										
50m Breaststroke	10 Yrs & U	1										
50m Breaststroke	11 Yrs & U	4										
50m Breaststroke	11 Yrs & U	3										
50m Breaststroke	11 Yrs & U	2										
50m Breaststroke	11 Yrs & U	1										
50m Breaststroke	12 Yrs & U	4										
50m Breaststroke	12 Yrs & U	3										
50m Breaststroke	12 Yrs & U	2										
50m Breaststroke	12 Yrs & U	1										
50m Freestyle	10 Yrs & U	8										
50m Freestyle	10 Yrs & U	7										
50m Freestyle	10 Yrs & U	6										
50m Freestyle	10 Yrs & U	5										
50m Freestyle	10 Yrs & U	4										
50m Freestyle	10 Yrs & U	3										
50m Freestyle	10 Yrs & U	2										
50m Freestyle	10 Yrs & U	1										
50m Freestyle	11 Yrs & U	8										
50m Freestyle	11 Yrs & U	7										
50m Freestyle	11 Yrs & U	6										
50m Freestyle	11 Yrs & U	5										
50m Freestyle	11 Yrs & U	4										
50m Freestyle	11 Yrs & U	3										
50m Freestyle	11 Yrs & U	2										
50m Freestyle	11 Yrs & U	1										
50m Freestyle	12 Yrs & U	8										
50m Freestyle	12 Yrs & U	7										
50m Freestyle	12 Yrs & U	6										
50m Freestyle	12 Yrs & U	5										
50m Freestyle	12 Yrs & U	4										
50m Freestyle	12 Yrs & U	3										
50m Freestyle	12 Yrs & U	2										
50m Freestyle	12 Yrs & U	1										
50m Backstroke	10 Yrs & U	4										
50m Backstroke	10 Yrs & U	3										
50m Backstroke	10 Yrs & U	2										

# CHAMPION SCHOOL

## 10 Years & Under - 12 Years & Under

### SCORING SHEET

EVENT	AGE GROUP	DIV	LANE 1	LANE 2	LANE 3	LANE 4	LANE 5	LANE 6	LANE 7	LANE 8	LANE 9	TIME
			TSS	GT	BSHS	IGS	ACGS	NC	TGS	BBC	BGS	
50m Backstroke	10 Yrs & U	1										
50m Backstroke	11 Yrs & U	4										
50m Backstroke	11 Yrs & U	3										
50m Backstroke	11 Yrs & U	2										
50m Backstroke	11 Yrs & U	1										
50m Backstroke	12 Yrs & U	4										
50m Backstroke	12 Yrs & U	3										
50m Backstroke	12 Yrs & U	2										
50m Backstroke	12 Yrs & U	1										
50m Butterfly	10 Yrs & U	2										
50m Butterfly	10 Yrs & U	1										
50m Butterfly	11 Yrs & U	2										
50m Butterfly	11 Yrs & U	1										
50m Butterfly	12 Yrs & U	2										
50m Butterfly	12 Yrs & U	1										
4 x 50m Freestyle Relay	10 Yrs & U	1										
4 x 50m Medley Relay	10 Yrs & U	1										
4 x 50m Freestyle Relay	11 Yrs & U	1										
4 x 50m Medley Relay	11 Yrs & U	1										
4 x 50m Freestyle Relay	12 Yrs & U	2										
4 x 50m Freestyle Relay	12 Yrs & U	1										
4 x 50m Medley Relay	12 Yrs & U	1										

### POINTS

1. The place points awarded for Individual Swimming Events shall be:

Div/Place	1	2	3	4	5	6	7	8	9
1	15	12	10	9	8	7	6	5	4
2	12	10	9	8	7	6	5	4	3
3	10	9	8	7	6	5	4	3	2
4	9	8	7	6	5	4	3	2	1
5	8	7	6	5	4	3	2	1	1
6	7	6	5	4	3	2	1	1	1
7	6	5	4	3	2	1	1	1	1
8	5	4	3	2	1	1	1	1	1

2. The place points awarded for Relay Swimming Events shall be:

Div/Place	1	2	3	4	5	6	7	8	9
1	30	24	20	18	16	14	12	10	8

# GPS SWIMMING RECORD HOLDERS

## 10 Years & Under - 12 Years & Under

Event	Name of event	Time	Date	Name	School
2	Boys 10&U 100 Free Division 1	1:13.42	6/03/2015	T Brentnall	BBC
4	Boys 11&U 100 Free Division 1	1:06.94	4/03/2016	T Brentnall	BBC
6	Boys 12&U 100 Free Division 1	1:04.52	7/03/2014	J Bible	ACGS
10	Boys 10&U 50 Breast Division 1	46.16	6/03/2015	M Kelley	ACGS
14	Boys 11&U 50 Breast Division 1	42.49	7/03/2014	J Boreham	ACGS
18	Boys 12&U 50 Breast Division 1	38.95	6/03/2015	P Traynor	BBC
26	Boys 10&U 50 Free Division 1	33.78	6/03/2015	T Brentnall	BBC
34	Boys 11&U 50 Free Division 1	30.81	4/03/2016	T Brentnall	BBC
42	Boys 12&U 50 Free Division 1	29.40	4/03/2016	J Gersekowski	BBC
46	Boys 10&U 50 Back Division 1	39.66	4/03/2016	R Mellick	BGS
50	Boys 11&U 50 Back Division 1	35.61	4/03/2016	K M Skipps	TSS
54	Boys 12&U 50 Back Division 1	34.72	6/03/2015	C Schoorl	TGS
56	Boys 10&U 50 Fly Division 1	38.88	6/03/2015	T Brentnall	BBC
58	Boys 11&U 50 Fly Division 1	34.69	4/03/2016	K M Skipps	TSS
60	Boys 12&U 50 Fly Division 1	31.57	6/03/2015	C Schoorl	TGS

Event	Name of event	Time	Date	School & Names
61	Boys 10&U 4x50 Free Relay Division 1	2:31.13	6/03/2015	ACGS A Kerr, H Swindle, W Collingwood, C Austin
62	Boys 10&U 4x50 Medley Relay Division 1	2:53.12	4/03/2016	TSS T Goff-Sassen, C Murakami, P Tones, D Chen
63	Boys 11&U 4x50 Free Relay Division 1	2:20.25	7/03/2014	GT T Budden, N Langford, T Sheehan, O Nash
64	Boys 11&U 4x50 Medley Relay Division 1	2:34.98	7/03/2014	ACGS K Taylor, J Boreham, L Brackenrig, A Williams
66	Boys 12&U 4x50 Free Relay Division 1	2:07.79	6/03/2015	GT T Siao, A Esler, N Langford, W Bradley
67	Boys 12&U 4x50 Medley Relay Division 1	2:22.43	6/03/2015	TGS C Schoorl, B Reilly, G Tighe, J Dann

# GPS SWIMMING - HISTORY OF RESULTS

## 10 Years & Under - 12 Years & Under

As at 4 March 2016 *Note: Inaugural Competition held in 2014*

### 10 Years & Under 100 LC Metre Freestyle Division 2

- |                                       |                                   |                               |                                 |
|---------------------------------------|-----------------------------------|-------------------------------|---------------------------------|
| 2014 - 1. W O Thilwind, TSS, 1:21.63. | 2. W Rylance, ACGS, 1:24.52.      | 3. R Brown, TGS, 1:28.68.     | 4. J Spencer, BGS, 1:31.28.     |
| 5. T Hartley, BBC, 1:31.30.           | 6. F Marshall, GT, 1:38.07.       | 7. L A Rohan, NC, 1:40.93.    | 8. J T Wilkinson, IGS, 1:44.23. |
| 2015 - 1. C Cartisano, TSS, 1:18.07.  | 2. D O'Sullivan, ACGS, 1:23.87.   | 3. N Michael, BGS, 1:26.25.   | 4. A S Romano, NC, 1:28.67.     |
| 5. J Grills, BBC, 1:28.53.            | 6. W Siddle, GT, 1:28.92.         | 7. T M Francis, IGS, 1:50.42. |                                 |
| 2016 - 1. B Jennison, BBC, 1:21.34.   | 2. T Goff-Sassen, TSS, 1:21.67.   | 3. R Keeley, BGS, 1:21.80.    | 4. T Tasker, ACGS, 1:22.05.     |
| 5. B Fletcher, GT, 1:31.18.           | 6. C F Sutcliffe, NC, 1:32.55. 7. | 7. A Black, TGS, 1:48.38.     |                                 |

### 10 Years & Under 100 LC Metre Freestyle Division 1

- |                                      |                                   |                                |                                 |
|--------------------------------------|-----------------------------------|--------------------------------|---------------------------------|
| 2014 - 1. A Craig, TGS, 1:18.98.     | 2. M E Morrow-Woods, NC, 1:21.83. | 3. B Stieper, ACGS, 1:23.78.   | 4. B Campbell, TSS, 1:24.45.    |
| 5. X Moloney, GT, 1:25.08.           | 6. S Powell, BGS, 1:25.44.        | 7. L De Stefani, BBC, 1:35.44. | 8. J J Williams, IGS, 1:46.80.  |
| 2015 - 1. T Brentnall, BBC, 1:13.42. | 2. W B Marshall, TSS, 1:18.08.    | 3. A Ridgway, ACGS, 1:25.52.   | 4. J M Spiteri, NC, 1:27.94.    |
| 5. H Nelson, BGS, 1:28.90.           | 6. W Joseph, GT, 1:37.10.         | 7. S C Moore, IGS, 1:41.82.    | 8. Z Tosh, TGS, 1:54.07.        |
| 2016 - 1. A Thomson, BBC, 1:20.31.   | 2. M Pilgrim, GT, 1:20.44.        | 3. C R Murakami, TSS, 1:20.72. | 4. B J McKittrick, NC, 1:21.00. |
| 5. R Mellick, BGS, 1:22.33.          | 6. E McCartney, ACGS, 1:27.74.    | 7. C Oates, TGS, 1:28.12.      |                                 |

### 11 Years & Under 100 LC Metre Freestyle Division 2

- |                                       |                                 |                                 |                               |
|---------------------------------------|---------------------------------|---------------------------------|-------------------------------|
| 2014 - 1. J Boreham, ACGS, 1:12.22.   | 2. N Langford, GT, 1:14.90.     | 3. K Jennison, BBC, 1:16.53.    | 4. R D Granger, NC, 1:16.84.  |
| 5. J Dann, TGS, 1:20.24.              | 6. J C Ransby, TSS, 1:23.52.    | 7. W Staib, BGS, 1:23.56.       | 8. N J Wright, IGS, 1:24.29.  |
| 2015 - 1. J J Nelson, NC, 1:13.91.    | 2. M S Kannemann, TSS, 1:15.00. | 3. R Brown, TGS, 1:17.32.       | 4. W Voltz, GT, 1:21.77.      |
| 5. D Weighthman, BGS, 1:23.39.        | 6. B Stieper, ACGS, 1:24.72.    | 7. L Mackie, BBC, 1:28.95.      | 8. H H Osborne, IGS, 1:34.65. |
| 2016 - 1. W B Marshall, TSS, 1:15.50. | 2. D O'Sullivan, ACGS, 1:16.75. | 3. E Sommerville, BGS, 1:20.26. | 4. H Pollock, TGS, 1:23.37.   |
| 5. E W Burton, NC, 1:24.01.           | 6. H Moore, BBC, 1:24.97.       | 7. W Joseph, GT, 1:34.33.       | 8. T M Francis, IGS, 1:40.26. |

### 11 Years & Under 100 LC Metre Freestyle Division 1

- |  |                                  |                                |                                |
|--|----------------------------------|--------------------------------|--------------------------------|
| 2014 - 1. B Reilly, TGS, 1:10.51.      | 2. K Taylor, ACGS, 1:11.41.      | 3. T Budden, GT, 1:13.10.      | 4. N J Nelson, NC, 1:15.40.    |
| 5. F Boorer, BGS, 1:19.02.             | 6. T A Schwerkolt, TSS, 1:19.12. | 7. P Traynor, BBC, 1:19.54.    | 8. S X Carvolth, IGS, 1:21.21. |
| 2015 - 1. A Craig, TGS, 1:11.66.       | 2. C D Cameron, NC, 1:12.62.     | 3. B Campbell, TSS, 1:13.31.   | 4. S Powell, BGS, 1:15.75.     |
| 5. E Rehbein, ACGS, 1:16.10.           | 6. X Moloney, GT, 1:16.94.       | 7. J Douglas, BBC, 1:19.57.    |                                |
| 2016 - 1. T Brentnall, BBC, 1:06.94 @. | 2. K M Skipps, TSS, 1:07.37.     | 3. C O'Connell, ACGS, 1:11.00. | 4. A McLeod, BGS, 1:19.52.     |
| 5. J Rei, TGS, 1:19.70.                | 6. T J Herbert, NC, 1:19.98.     | 7. B Fairley, GT, 1:23.42.     | 8. A T Conn, IGS, 1:24.82.     |

### 12 Years & Under 100 LC Metre Freestyle Division 2

- |   |                                  |                                |                               |
|---|----------------------------------|--------------------------------|-------------------------------|
| 2014 - 1. J N Lancaster, ACGS, 1:09.12. | 2. H McKeering, GT, 1:12.64.     | 3. S Cochrane, BGS, 1:12.81.   | 4. J Newland, TGS, 1:13.13.   |
| 5. K Kanemura, TSS, 1:16.25.            | 6. G T Wolventang, IGS, 1:16.53. | 7. Z L Kirk, NC, 1:17.43.      | 8. W O'Meara, BBC, 1:20.42.   |
| 2015 - 1. C Schoorl, TGS, 1:07.16.      | 2. J Boreham, ACGS, 1:08.29.     | 3. B Lello, BSHS, 1:08.73.     | 4. T Siao, GT, 1:10.50.       |
| 5. G R Pauga, TSS, 1:11.12.             | 6. K Jennison, BBC, 1:11.99.     | 7. B Gibbons, BGS, 1:16.92.    | 8. J M Meyer, NC, 1:21.62.    |
| 9. M L Storer, IGS, 1:23.50.            |                                  |                                |                               |
| 2016 - 1. A Craig, TGS, 1:07.18.        | 2. J Douglas, BBC, 1:11.46.      | 3. W O Thilwind, TSS, 1:11.86. | 4. R J Zelensky, NC, 1:11.92. |
| 5. D Weightman, BGS, 1:13.31.           | 6. A Kirk, ACGS, 1:14.67.        | 7. L Hatherell, BSHS, 1:16.60. | 8. W Voltz, GT, 1:17.29.      |
| 9. K M Harrison, IGS, 1:26.55.          |                                  |                                |                               |

### 12 Years & Under 100 LC Metre Freestyle Division 1

- |  |                                |                                |                                |
|--|--------------------------------|--------------------------------|--------------------------------|
| 2014 - 1. J Bible, ACGS, 1:04.52.      | 2. T Rimmington, BGS, 1:09.47. | 3. W J Taylor, TSS, 1:09.56.   | 4. J A Tomlinson, NC, 1:10.11. |
| 5. M Lillcrap, GT, 1:11.06.            | 6. S Reed, TGS, 1:11.65.       | 7. T Campbell, BBC, 1:18.66.   |                                |
| 2015 - 1. B Reilly, TGS, 1:05.24.      | 2. K Taylor, ACGS, 1:05.89.    | 3. P Traynor, BBC, 1:08.40.    | 4. C Eade, BSHS, 1:08.47.      |
| 5. W Bradley, GT, 1:10.83.             | 6. N O Robinson, TSS, 1:10.85. | 7. S X Carvolth, IGS, 1:13.49. | 8. F Boorer, BGS, 1:16.31.     |
| 9. W J Templeton, NC, 1:25.32.         |                                |                                |                                |
| 2016 - 1. J Gersekowski, BBC, 1:04.97. | 2. R Geldenhuys, TGS, 1:05.61. | 3. B Campbell, TSS, 1:07.55.   | 4. W Jordan, BGS, 1:10.33.     |
| 5. X Moloney, GT, 1:10.45.             | 6. J J Nelson, NC, 1:10.75.    | 7. E Rehbein, ACGS, 1:14.59.   | 8. R Lachlan, BSHS, 1:16.34.   |
| 9. C L Bonney, IGS, 1:22.74.           |                                |                                |                                |

### 10 Years & Under 50 LC Metre Breaststroke Division 4

- |                                   |                               |                              |                              |
|-----------------------------------|-------------------------------|------------------------------|------------------------------|
| 2014 - 1. T Hedges, BBC, 50.54.   | 2. W Mitchell, ACGS, 53.19.   | 3. D Weightman, BGS, 54.01.  | 4. J P McGrorey, NC, 55.28.  |
| 5. R Brown, TGS, 58.24.           | 6. P Wilson-Boyd, GT, 58.26.  | 7. C I Moore, IGS, 58.78.    | 8. W O Thilwind, TSS, 58.90. |
| 2015 - 1. A Ridgway, ACGS, 55.04. | 2. J Gilroy, BBC, 57.17.      | 3. W Siddle, GT, 58.08.      | 4. H J Gray, TSS, 58.55.     |
| 5. E G Cameron, IGS, 59.17.       | 6. S Konovalenko, BGS, 59.28. | 7. B J Giorgas, NC, 1:03.66. |                              |
| 2016 - 1. J D Weaver, NC, 56.07.  | 2. N Lacheca, ACGS, 56.27.    | 3. S Forbes, BGS, 56.62.     | 4. D Chen, TSS, 57.45.       |
| 5. A McDonald, BBC, 58.37.        | 6. A Black, TGS, 1:04.86.     | 7. T Connors, GT, 1:08.27.   | 8. A J Long, IGS, 1:08.43.   |

### 10 Years & Under 50 LC Metre Breaststroke Division 3

- |                                  |                                |                              |                             |
|----------------------------------|--------------------------------|------------------------------|-----------------------------|
| 2014 - 1. M Crook, TGS, 50.85.   | 2. D Drummond, BGS, 53.54.     | 3. L E Free, TSS, 54.85.     | 4. L Hobbes, ACGS, 55.78.   |
| 5. K A MacKinney, IGS, 58.47.    | 6. A Baynton, GT, 1:01.21.     | 7. L A Rohan, NC, 1:04.46.   |                             |
| 2015 - 1. S C Moore, IGS, 52.18. | 2. W Collingwood, ACGS, 52.70. | 3. C Cartisano, TSS, 55.57.  | 4. W Joseph, GT, 59.11.     |
| 5. M Deighton, BBC, 59.74.       | 6. H Nelson, BGS, 1:01.33.     | 7. S P Aggs, NC, 1:08.13.    |                             |
| 2016 - 1. H Wang, BGS, 51.04.    | 2. W Brett, ACGS, 54.27.       | 3. C F Sutcliffe, NC, 54.54. | 4. B J Tzannes, TSS, 54.94. |
| 5. H Panizza, GT, 56.94.         | 6. B Jennison, BBC, 58.40.     | 7. C Oates, TGS, 1:03.45.    |                             |

### 10 Years & Under 50 LC Metre Breaststroke Division 2

- |                                      |                              |                              |                            |
|--------------------------------------|------------------------------|------------------------------|----------------------------|
| 2014 - 1. R S Kennedy, TSS, 51.02.   | 2. B Hood, TGS, 53.35.       | 3. C Mills, BBC, 54.05.      | 4. C J Wallace, NC, 54.49. |
| 5. F Marshall, GT, 54.73.            | 6. W Rylance, ACGS, 58.90.   | 7. B Palmer, IGS, 1:04.38.   |                            |
| 2015 - 1. D O'Sullivan, ACGS, 49.39. | 2. N Michael, BGS, 52.37.    | 3. Z W Howard, TSS, 53.70.   | 4. E W Burton, NC, 54.84.  |
| 5. N Marshall, BBC, 57.60.           | 6. F Griffin, GT, 59.32.     | 7. T Brown, IGS, 1:01.10.    |                            |
| 2016 - 1. P Tones, TSS, 49.21.       | 2. J J McBride, NC, 51.79.   | 3. E Rimmington, BGS, 51.81. | 4. A Thomson, BBC, 54.68.  |
| 5. J Collins, GT, 54.82.             | 6. E McCartney, ACGS, 57.46. | 7. C Randall, TGS, 58.70.    |                            |

### 10 Years & Under 50 LC Metre Breaststroke Division 1

- |                                     |                              |                               |                               |
|-------------------------------------|------------------------------|-------------------------------|-------------------------------|
| 2014 - 1. J J Williams, IGS, 50.64. | 2. A Craig, TGS, 51.04.      | 3. B Campbell, TSS, 51.45.    | 4. A Walther, BGS, 51.84.     |
| 5. M E Morrow-Woods, NC, 52.96.     | 6. B Stieper, ACGS, 53.71.   | 7. X Moloney, GT, 56.59.      | 8. T Cleary, BBC, 1:02.07.    |
| 2015 - 1. M Kelley @, ACGS, 46.16.  | 2. T Brentnall, BBC, 47.86.  | 3. W B Marshall, TSS, 49.17.  | 4. M A Carlow, NC, 53.73.     |
| 5. B Wang, BGS, 55.07.              | 6. W Tacey, GT, 57.93.       | 7. T M Francis, IGS, 1:00.21. | 8. Z Tosh, TGS, 1:16.06.      |
| 2016 - 1. J De Stefani, BBC, 48.17. | 2. C R Murakami, TSS, 50.50. | 3. M Pilgrim, GT, 51.40.      | 4. B J McKittrick, NC, 52.27. |
| 5. N Taylor, TGS, 55.15.            | 6. D Johnson, BGS, 55.26.    | 7. W Dollar, ACGS, 55.71.     |                               |

### 11 Years & Under 50 LC Metre Breaststroke Division 4

- |                                   |                                 |                             |                              |
|-----------------------------------|---------------------------------|-----------------------------|------------------------------|
| 2014 - 1. B Rainbird, BGS, 50.51. | 2. J W Born, NC, 50.81.         | 3. B Murray, BBC, 52.89.    | 4. J C Ransby, TSS, 53.07.   |
| 5. X Thomas, GT, 53.25.           | 6. L Harrison, TGS, 54.72.      | 7. E Croxford, ACGS, 58.92. | 8. C A Jenner, IGS, 1:00.83. |
| 2015 - 1. C Stoneley, BGS, 48.25. | 2. M E Morrow-Woods, NC, 48.70. | 3. L E Free, TSS, 50.30.    | 4. L De Stefani, BBC, 51.05. |
| 5. R Teahan, TGS, 51.11.          | 6. M Bond, ACGS, 51.60.         | 7. F Marshall, GT, 51.84.   | 8. D B McKelvie, IGS, 54.73. |
| 2016 - 1. R Lincoln, GT, 50.30.   | 2. J Alexander, BBC, 51.32.     | 3. C Austin, ACGS, 51.94.   | 4. C Cartisano, TSS, 52.07.  |
| 5. C Munday, BGS, 53.12.          | 6. S P Aggs, NC, 53.45.         | 7. T Brown, IGS, DQ.        |                              |

### 11 Years & Under 50 LC Metre Breaststroke Division 3

- |                              |                              |                              |                            |
|------------------------------|------------------------------|------------------------------|----------------------------|
| 2014 - 1. O Nash, GT, 45.94. | 2. E Liew, ACGS, 46.14.      | 3. N N Phillips, TSS, 49.06. | 4. F Noble, NC, 49.32.     |
| 5. A Bromell, BBC, 49.99.    | 6. G Rimmington, BGS, 50.02. | 7. J Dann, TGS, 53.49.       | 8. M L Storer, IGS, 59.67. |

- 2015 - 1. M J Chippendale, NC, 46.27. 2. L Mackay, BGS, 49.03. 3. M S Kannemann, TSS, 49.99. 4. W Mitchell, ACGS, 50.95.  
5. R Brown, TGS, 51.36. 6. J Moore, BBC, 53.87. 7. W Voltz, GT, 54.14. 8. L J Gale, IGS, 54.35.  
2016 - 1. F Mills, BBC, 48.05. 2. W B Marshall, TSS, 48.28. 3. W Collingwood, ACGS, 48.35. 4. N Michael, BGS, 48.44.  
5. W Nash, GT, 52.00. 6. R Thornton, TGS, 52.30. 7. J M Spiteri, NC, 52.92. 8. A T Conn, IGS, 53.03.

**11 Years & Under 50 LC Metre Breaststroke Division 2**

- 2014 - 1. K Taylor, ACGS, 44.94. 2. H Joseph, GT, 46.35. 3. R D Granger, NC, 48.36. 4. M Murdoch, BBC, 49.60.  
5. F Boorer, BGS, 50.31. 6. N J Wright, IGS, 51.18. 7. Z H Rossiter, TSS, 51.26. 8. B Moore, TGS, 52.09.  
2015 - 1. W J Ell, TSS, 45.70. 2. M Crook, TGS, 47.89. 3. T Hedges, BBC, 48.23. 4. P C Dallimore, NC, 48.55.  
5. W Beasley, GT, 49.10. 6. B Stieper, ACGS, 51.02. 7. A Walther, BGS, 52.64. ---. K A MacKinney, IGS, DQ.  
2016 - 1. D O'Sullivan, ACGS, 45.67. 2. N T van der Laan, TSS, 47.35. 3. H Moore, BBC, 47.91. 4. E Somerville, BGS, 49.92.  
5. L A Briones, IGS, 50.16. 6. M A Carlow, NC, 50.85. 7. T Druve, GT, 51.12. 8. J Rei, TGS, 52.13.

**11 Years & Under 50 LC Metre Breaststroke Division 1**

- 2014 - 1. J Boreham, ACGS, 42.49. 2. T Budden, GT, 44.43. 3. B Reilly, TGS, 45.76. 4. T E Raymond, NC, 46.41.  
5. H Goodwin, BGS, 46.96. 6. R G Collier, TSS, 46.99. 7. P Traynor, BBC, 47.48. 8. S X Carvolth, IGS, 49.59.  
2015 - 1. B Campbell, TSS, 43.50. 2. S Powell, BGS, 45.72. 3. J Bellette, BBC, 46.06. 4. J J Williams, IGS, 46.11.  
5. A Craig, TGS, 46.34. 6. R J Zelensky, NC, 46.39. 7. E Rehbein, ACGS, 48.23. 8. X Moloney, GT, 54.02.  
2016 - 1. K M Skippis, TSS, 44.03. 2. T Brentnall, BBC, 44.48. 3. H Moore, BBC, 44.95. 4. B Fairley, GT, 46.89.  
5. M McGuire, BGS, 47.34. 6. O J Schuster, NC, 47.48. 7. H J Blackledge, IGS, 50.18. 8. H Pollock, TGS, 51.61.

**12 Years & Under 50 LC Metre Breaststroke Division 4**

- 2014 - 1. B Fu, BGS, 44.78. 2. C Condon, GT, 45.08. 3. F Holmes, ACGS, 45.44. 4. M R Fuhrmann, TSS, 46.97.  
5. Z L Kirk, NC, 50.91. 6. S Reed, TGS, 51.36. 7. S Darnell, BBC, 51.44. 8. G T Wolventang, IGS, 53.68.  
2015 - 1. O Nash, GT, 45.45. 2. G Rimmington, BGS, 45.79. 3. D Jakins, TGS, 46.06. 4. N N Phillips, TSS, 46.34.  
5. L Brackenrig, ACGS, 46.71. 6. H Doe, BBC, 46.74. 7. C J Washington, NC, 49.24. 8. O Dann, BSHS, 54.91.  
2016 - 1. J Turnbull, BBC, 42.99. 2. E R Edwards, TSS, 45.23. 3. M Bond, ACGS, 45.48. 4. R Teahan, TGS, 47.47.  
5. M J Chippendale, NC, 47.96. 6. B Jackson, GT, 48.53. 7. W Jessup, BGS, 48.63. 8. D B McKelvie, IGS, 54.21.

**12 Years & Under 50 LC Metre Breaststroke Division 3**

- 2014 - 1. J Corbin, ACGS, 43.77. 2. T Rainbird, BGS, 45.49. 3. E Musgrave, GT, 46.41. 4. H W O'Sullivan, NC, 48.77.  
5. J W Devlin, TSS, 49.12. 6. T Kim, BBC, 53.03. 7. N Latu-Meafou, IGS, 53.50. 8. T Mann, TGS, 56.24.  
2015 - 1. T Budden, GT, 44.51. 2. C Beard, BBC, 45.01. 3. B Du, BGS, 45.08. 4. E Liew, ACGS, 45.34.  
5. A Campbell, TGS, 45.79. 6. G R Pauga, TSS, 46.82. 7. B C Simmons-Emms, NC, 52.42. 8. J L Partridge, IGS, 55.36.  
2016 - 1. N Jones, BGS, 44.09. 2. J Bellette, BBC, 44.20. 3. A Craig, TGS, 44.60. 4. J Basham, ACGS, 46.57.  
5. P C Dallimore, NC, 46.82. 6. M S Kannemann, TSS, 49.78. 7. X Moloney, GT, 51.37. 8. L J Gale, IGS, 52.01.

**12 Years & Under 50 LC Metre Breaststroke Division 2**

- 2014 - 1. S Cochrane, BGS, 42.66. 2. J N Lancaster, ACGS, 43.24. 3. W J Taylor, TSS, 44.68. 4. P M Long, NC, 45.17.  
5. M Lillicrap, GT, 46.94. 6. T Campbell, BBC, 47.25. 7. J Newland, TGS, 47.69. 8. R G Collier, TSS, 45.39.  
2015 - 1. K Taylor, ACGS, 41.58. 2. C Eade, BSHS, 42.42. 3. B Reilly, TGS, 43.93. 8. W Staib, BGS, 50.59.  
5. H Ayres, BBC, 45.48. 6. T Siao, GT, 45.51. 7. F Noble, NC, 46.67.  
2016 - 1. C An, BBC, 42.80. 2. R J Zelensky, NC, 45.17. 3. M Crook, TGS, 45.77. 4. W J Ell, TSS, 45.82.  
5. W Jordan, BGS, 45.97. 6. H Denning, BSHS, 46.44. 7. C Haywood-North, GT, 47.79. 8. O Tsien, ACGS, 48.44.  
9. T C Hurd, IGS, 51.39.

**12 Years & Under 50 LC Metre Breaststroke Division 1**

- 2014 - 1. T Rimmington, BGS, 40.81. 2. J Bible, ACGS, 41.98. 3. J R Allum, IGS, 42.79. 4. J A Tomlinson, NC, 43.58.  
5. L Litzow, TGS, 43.90. 6. M Rutley, BBC, 44.07. 7. K Kanemura, TSS, 45.36. 8. S Dutton, GT, 46.41.  
2015 - 1. P Traynor, BBC, 38.95. 2. B Lello, BSHS, 41.37. 3. C Schoorl, TGS, 41.39. 4. J Boreham, ACGS, 42.11.  
5. S X Carvolth, IGS, 43.46. 6. A Esler, GT, 44.05. 7. N O Robinson, TSS, 46.04. 8. H Goodwin, BGS, 46.49.  
2016 - 1. O Cathcart, BGS, 40.22. 2. B Campbell, TSS, 40.91. 3. A Lu, BSHS, 41.17. 4. J Gerekowski, BBC, 41.18.  
5. F M Schuster, NC, 42.40. 6. R Geldenhuys, TGS, 44.23. 7. J J Williams, IGS, 44.71. 8. E Rehbein, ACGS, 45.67.  
9. D Wright, GT, 46.45.

**10 Years & Under 50 LC Metre Freestyle Division 8**

- 2014 - 1. L I Thompson, NC, 39.84. 2. J Holohan, GT, 40.62. 3. E Morgan, ACGS, 42.31. 4. J Furnell, BGS, 42.36.  
5. J Statton, TGS, 43.21. 6. D M Lehdorf, TSS, 45.63. 7. R J Wallace, IGS, 50.26. 8. J L Sa, TSS, 45.34.  
2015 - 1. L Yakas, ACGS, 37.36. 2. E Somerville, BGS, 39.58. 3. W Tacey, GT, 43.82. 4. D Gray, ACGS, 44.37.  
5. M Deighton, BBC, 52.45. 6. R Murphy, TGS, 55.89. 7. A J Long, IGS, 57.76. 8. D P Wright, NC, 1:02.88.  
2016 - 1. G Sheehan, GT, 39.61. 2. J MacDonald, BBC, 41.28. 3. T A McClintock, TSS, 43.53. 4. D Gray, ACGS, 44.37.  
5. L Williams, TGS, 45.32. 6. N Weightman, BGS, 45.72. 7. A J Long, IGS, 57.76. 8. D P Wright, NC, 1:02.88.

**10 Years & Under 50 LC Metre Freestyle Division 7**

- 2014 - 1. J Payne, ACGS, 40.46. 2. M W Johns, NC, 40.63. 3. C Bollard, BGS, 41.69. 4. L J Gale, IGS, 43.52.  
5. S Schriek, TGS, 43.92. 6. L S O'Connor, TSS, 44.55. 7. R Mills, GT, 47.23. 8. R Murray, BBC, 48.33.  
2015 - 1. W Collingwood, ACGS, 39.23. 2. Z McCorquodale, BGS, 43.28. 3. K D Gemeri, TSS, 44.81. 8. E Kelly, BBC, 47.74.  
5. J J Ford, NC, 49.68. 6. J Kerr, GT, 53.46. 7. A Wiggins, TGS, 53.93. 4. C J Carlos, TSS, 43.93.  
2016 - 1. D Johnson, BGS, 41.52. 2. J Menegazzo, GT, 42.23. 3. C Lennon, BBC, 43.14. 4. C J Carlos, TSS, 43.93.  
5. N Lacheuca, ACGS, 44.71. 6. J J Stacey, NC, 45.56. 7. W Stone, TGS, 49.96.

**10 Years & Under 50 LC Metre Freestyle Division 6**

- 2014 - 1. S Pherous, BGS, 38.95. 2. H S McKeown, NC, 39.29. 3. A Mohr, TGS, 40.06. 4. K M Harrison, IGS, 42.63.  
5. D Foreman, ACGS, 44.02. 6. L E Free, TSS, 46.11. 7. L Hancock, GT, 47.36. 8. T Cleary, BBC, 49.93.  
2015 - 1. H Swindle, ACGS, 38.22. 2. T Doe, BBC, 41.55. 3. L J Rowles, TSS, 42.86. 4. F Marinez-Briggs, BGS, 44.15.  
5. B J Giorgas, NC, 48.65. 6. F Griffin, GT, 48.76. 7. F Brannelly, TGS, 51.08. 4. C Randall, TGS, 45.39.  
2016 - 1. H Clifton, BGS, 39.53. 2. A P O'Connor, NC, 42.02. 3. A McDonald, BBC, 44.23. 4. C Randall, TGS, 45.39.  
5. J K Ryan, TSS, 45.78. 6. H Panizza, GT, 46.26. 7. W Dollar, ACGS, 47.54.

**10 Years & Under 50 LC Metre Freestyle Division 5**

- 2014 - 1. S J Wolfenden, TSS, 38.61. 2. D Drummond, BGS, 40.68. 3. N Beci, TGS, 41.32. 4. T Deeb, ACGS, 42.18.  
5. J P McGrorey, NC, 43.90. 6. T Hedges, BBC, 46.16. 7. P Wilson-Boyd, GT, 50.04. 8. K A MacKinney, IGS, 52.49.  
2015 - 1. C Austin, ACGS, 37.09. 2. C J Veivers, TSS, 41.92. 3. T Logan, BGS, 42.89. 4. S Bell, BBC, 43.02.  
5. R Harris, GT, 44.50. 6. W J Howard, NC, 44.63. 7. Z Tosh, TGS, 52.55. 4. B J Tzannes, TSS, 42.27.  
2016 - 1. E Rimmington, BGS, 38.64. 2. B Austin, BBC, 39.58. 3. H Dart, ACGS, 40.02. 4. B J Tzannes, TSS, 42.27.  
5. X D Griffiths, NC, 44.94. 6. M Taylor, TGS, 45.51. 7. J Collins, GT, 49.64.

**10 Years & Under 50 LC Metre Freestyle Division 4**

- 2014 - 1. A Walther, BGS, 40.16. 2. L De Stefani, BBC, 41.08. 3. J L Maconochie, NC, 42.76. 4. C V Wood, TSS, 43.86.  
5. W Mitchell, ACGS, 43.97. 6. B Hood, TGS, 44.89. 7. C I Moore, IGS, 45.28. 8. A Baynton, GT, 45.95.  
2015 - 1. A Munro, ACGS, 37.23. 2. L J Whelan, TSS, 38.50. 3. J Swart, BGS, 39.58. 4. P Turnbull, BBC, 41.94.  
5. E G Cameron, IGS, 42.29. 6. H Gallagher, GT, 42.46. 7. M A Carlow, NC, 46.50. 4. W Brett, ACGS, 39.69.  
2016 - 1. W Gatehouse, BGS, 36.44. 2. T Connors, GT, 38.89. 3. Q Seymore, BBC, 38.97. 4. W Brett, ACGS, 39.69.  
5. D Chen, TSS, 40.09. 6. W Anderson, TGS, 40.54. 7. J D Weaver, NC, 42.28.

**10 Years & Under 50 LC Metre Freestyle Division 3**

- 2014 - 1. M Crook, TGS, 37.91. 2. J Liddy, GT, 39.04. 3. C Mills, BBC, 40.35. 4. J Spencer, BGS, 40.49.  
5. R S Kennedy, TSS, 40.67. 6. L Hobbes, ACGS, 41.32. 7. L A Rohan, NC, 43.79. 8. J T Wilkinson, IGS, 46.74.  
2015 - 1. A Ridgway, ACGS, 37.84. 2. A S Romano, NC, 38.85. 3. Z W Howard, TSS, 39.18. 4. H Nelson, BGS, 39.29.  
5. W Siddle, GT, 40.85. 6. H Harp, BBC, 43.77. 7. S C Moore, IGS, 45.80. 4. H Wang, BGS, 38.74.  
2016 - 1. P Tones, TSS, 35.74. 2. J De Stefani, BBC, 38.30. 3. Z Turner, ACGS, 38.46. 4. H Wang, BGS, 38.74.  
5. J J McBride, NC, 39.80. 6. N Wilson-Boyd, GT, 41.29. 7. R Grimes, TGS, 42.24.



**10 Years & Under 50 LC Metre Freestyle Division 2**

2014 - 1. W O Thilwind, TSS, 36.68.  
5. R Brown, TGS, 39.93.

2015 - 1. C Cartisano, TSS, 36.31.  
5. B Wang, BGS, 42.46.

2016 - 1. B Jennison, BBC, 35.48.  
5. B Fletcher, GT, 40.06.

2. D Weightman, BGS, 36.90.  
6. L Mackie, BBC, 41.53.

2. M Kelley, ACGS, 36.45.  
6. N Beasley, TGS, 44.98.

2. T Goff-Sassen, TSS, 35.99.  
6. C F Sutcliffe, NC, 40.78.

3. C J Wallace, NC, 37.36.  
7. F Marshall, GT, 43.22.

3. J Grills, BBC, 36.55.  
7. G Platt, GT, 45.14.

3. R Keeley, BGS, 36.52.  
7. A Black, TGS, 48.09.

4. W Rylance, ACGS, 37.53.  
8. J J Williams, IGS, 46.01.

4. J M Spiteri, NC, 41.23.  
--. T M Francis, IGS, DQ.

4. E McCartney, ACGS, 38.17.

**10 Years & Under 50 LC Metre Freestyle Division 1**

2014 - 1. A Craig, TGS, 35.12.  
5. M E Morrow-Woods, NC, 36.99.

2015 - 1. T Brentnall, BBC, 33.78.  
5. N Michael, BGS, 38.20.

2016 - 1. A Thomson, BBC, 35.50.  
5. B J McKittrick, NC, 36.41.

2. B Campbell, TSS, 36.75.  
6. X Moloney, GT, 37.48.

2. W B Marshall, TSS, 34.56.  
6. W Joseph, GT, 39.97.

2. C R Murakami, TSS, 35.52.  
6. M Pilgrim, GT, 37.35.

3. S Powell, BGS, 36.78.  
7. T Hartley, BBC, 40.03.

3. E W Burton, NC, 37.35.  
7. T Brown, IGS, 56.27.

3. R Mellick, BGS, 35.65.  
7. C Oates, TGS, 37.68.

4. B Stieper, ACGS, 36.89.  
8. H H Osborne, IGS, 41.70.

4. D O'Sullivan, ACGS, 37.55.

4. T Tasker, ACGS, 35.98.

**11 Years & Under 50 LC Metre Freestyle Division 8**

2014 - 1. C J Fraser, NC, 36.46.  
5. A SaUs, GT, 38.52.

2015 - 1. G A Schostakowski, NC, 36.59.  
5. M S Branch, TSS, 39.35.

2016 - 1. S J Sturgess, TSS, 35.56.  
5. N Beasley, TGS, 40.33.

2. C Winter, BGS, 36.51.  
6. L Harrison, TGS, 40.50.

2. L Hobbes, ACGS, 36.65.  
6. N Beci, TGS, 39.60.

2. E Newell, ACGS, 35.77.  
6. H McGregor, BBC, 40.36.

3. N N Phillips, TSS, 37.12.  
7. B Murray, BBC, 41.52.

3. J Spencer, BGS, 36.91.  
7. T C Hurd, IGS, 43.00.

3. A J Winton, NC, 39.34.  
7. I N McAuliffe, IGS, 41.04.

4. T Storen, ACGS, 37.29.  
8. J S Bell, IGS, 45.65.

4. H Seiler, BBC, 38.72.  
8. J Snell, GT, 43.06.

4. B J Logan, BGS, 39.27.  
8. A Ford, GT, 42.01.

**11 Years & Under 50 LC Metre Freestyle Division 7**

2014 - 1. W P Cartwright, NC, 34.83.  
5. M Nahrung, BBC, 37.19.

2015 - 1. C Sparkes, ACGS, 34.90.  
5. S Raccanello, TGS, 38.87.

2016 - 1. H Swindle, ACGS, 36.14.  
5. L M Fletcher, NC, 39.30.

2. M Taylor, ACGS, 34.95.  
6. R Gill, TGS, 37.23.

2. P C Dallimore, NC, 35.46.  
6. D Herrington, BBC, 40.42.

2. T Doe, BBC, 37.68.  
6. B Anderson, TGS, 39.90.

3. H Joseph, GT, 36.77.  
7. T J Hancock, TSS, 38.18.

3. J Thynne, BGS, 37.00.  
7. F Marshall, GT, 42.56.

3. C Munday, BGS, 39.25.  
7. W Nash, GT, 39.97.

4. W Simpson, BGS, 37.03.  
8. E T Horsey, IGS, 46.18.

4. R S Kennedy, TSS, 38.59.  
8. K A MacKinney, IGS, 43.28.

4. B J Logan, BGS, 39.27.  
8. E G Cameron, IGS, 42.07.

**11 Years & Under 50 LC Metre Freestyle Division 6**

2014 - 1. J B Donovan, TSS, 35.34.  
5. J Sullivan, GT, 36.57.

2015 - 1. M E Morrow-Woods, NC, 34.13.  
5. S Taylor, BBC, 38.59.

2016 - 1. D McDonald, ACGS, 34.69.  
5. R Lincoln, GT, 38.66.

2. A Torta, BGS, 36.10.  
6. C Crozier, BBC, 36.80.

2. G Sayer, BGS, 35.01.  
6. A Baynton, GT, 38.70.

2. J Walk, BBC, 36.08.  
6. J C Ridgway, TGS, 38.97.

3. E Liew, ACGS, 36.42.  
7. O Schubert, TGS, 37.98.

3. W Rylance, ACGS, 35.46.  
7. H Kenny, TGS, 39.28.

3. L J Whelan, TSS, 37.15.  
7. B Wang, BGS, 41.29.

4. J M Meyer, NC, 36.49.  
8. C A Jenner, IGS, 46.69.

4. K M Harrison, IGS, 37.71.  
8. S J Wolfenden, TSS, 40.15.

4. D R O'Hara, NC, 37.60.  
8. K G Williams, IGS, 41.88.

**11 Years & Under 50 LC Metre Freestyle Division 5**

2014 - 1. H Sommerville, BGS, 35.37.  
5. C J Washington, NC, 37.02.

2015 - 1. C J Wallace, NC, 34.71.  
5. H Tzannes, TGS, 37.81.

2016 - 1. A Ridgway, ACGS, 35.09.  
5. D Granzin, BBC, 38.48.

2. S Hulme-Peake, TGS, 35.75.  
6. G F Gibson, TSS, 37.69.

2. W J Ell, TSS, 35.14.  
6. J Liddy, GT, 38.15.

2. A Fischer, TGS, 35.40.  
6. M McGuire, BGS, 38.66.

3. W Robinson, GT, 36.15.  
7. M Murdoch, BBC, 39.02.

3. T Raspotnik, ACGS, 35.59.  
7. L De Stefani, BBC, 38.37.

3. J L Sa, TSS, 36.57.  
7. W Joseph, GT, 39.90.

4. W Baldwin, ACGS, 36.62.  
8. L D Hood, IGS, 44.31.

4. A Walther, BGS, 37.57.  
8. C J Baxter, IGS, 40.09.

4. J M Spiteri, NC, 37.41.  
8. B J Goodwin, IGS, 40.70.

**11 Years & Under 50 LC Metre Freestyle Division 4**

2014 - 1. A Williams, ACGS, 33.95.  
5. R D Granger, NC, 36.38.

2015 - 1. Z A Crain, TSS, 34.50.  
5. A Mohr, TGS, 36.22.

2016 - 1. Z W Howard, TSS, 35.00.  
5. B C Stanton, NC, 37.69.

2. A Storie, TGS, 34.98.  
6. S Flynn, BBC, 36.96.

2. A Kirk, ACGS, 35.23.  
6. C Stoneley, BGS, 37.13.

2. M Kelley, ACGS, 35.16.  
6. R Thornton, TGS, 39.65.

3. H Logan, BGS, 36.28.  
7. J C Ransby, TSS, 37.38.

3. M J Chippendale, NC, 35.33.  
7. L J Gale, IGS, 40.08.

3. T Druve, GT, 36.13.  
7. F Ayres, BBC, 39.92.

4. O Nash, GT, 36.37.  
8. R L Grieve, IGS, 39.78.

4. M Slattery, BBC, 35.41.  
8. W Beasley, GT, 41.00.

4. H Nelson, BGS, 36.66.  
8. T M Francis, IGS, 42.22.

**11 Years & Under 50 LC Metre Freestyle Division 3**

2014 - 1. L Brackenrig, ACGS, 33.75.  
5. W Staib, BGS, 36.83.

2015 - 1. R J Zelensky, NC, 33.74.  
5. H Lane, GT, 35.85.

2016 - 1. C Austin, ACGS, 34.59.  
5. X Slack, GT, 36.70.

2. T Sheehan, GT, 35.05.  
6. B Moore, TGS, 37.29.

2. M S Kannemann, TSS, 34.07.  
6. M Crook, TGS, 37.58.

2. C Cartisano, TSS, 34.81.  
6. H Pollock, TGS, 37.33.

3. J W Born, NC, 35.63.  
7. M L Storer, IGS, 37.55.

3. J Douglas, BBC, 35.35.  
7. M Mortess, ACGS, 37.87.

3. N Michael, BGS, 36.17.  
7. H Moore, BBC, 37.77.

4. R Daniskevicius, BBC, 36.72.  
8. T B Condon, TSS, 38.83.

4. D Weighthman, BGS, 35.50.  
8. H H Osborne, IGS, 41.72.

4. A S Romano, NC, 36.49.  
8. S C Moore, IGS, 40.89.

**11 Years & Under 50 LC Metre Freestyle Division 2**

2014 - 1. J Boreham, ACGS, 32.92.  
5. J Dann, TGS, 36.40.

2015 - 1. W O Thilwind, TSS, 33.02.  
5. W Voltz, GT, 35.52.

2016 - 1. D O'Sullivan, ACGS, 33.65.  
5. E Sommerville, BGS, 35.78.

2. N Langford, GT, 33.76.  
6. Z H Rossiter, TSS, 36.49.

2. J J Nelson, NC, 33.39.  
6. C Mills, BBC, 35.61.

2. W B Marshall, TSS, 33.89.  
6. F Mills, BBC, 35.84.

3. N J Nelson, NC, 34.51.  
7. P Traynor, BBC, 36.68.

3. B Stieper, ACGS, 35.38.  
7. R Brown, TGS, 36.00.

3. W Tinkler, TGS, 35.25.  
7. E W Burton, NC, 36.35.

4. A Pearn, BGS, 35.76.  
8. N J Wright, IGS, 37.34.

4. L Mackay, BGS, 35.51.  
8. D B McKelvie, IGS, 42.05.

4. W Siddle, GT, 35.48.  
8. A T Conn, IGS, 38.11.

**11 Years & Under 50 LC Metre Freestyle Division 1**

2014 - 1. K Taylor, ACGS, 31.74.  
5. K Jennison, BBC, 34.69.

2015 - 1. A Craig, TGS, 32.19.  
5. E Rehbein, ACGS, 33.85.

2016 - 1. T Brentnall, BBC, 30.81@.  
5. J Rei, TGS, 35.76.

2. B Reilly, TGS, 33.04.  
6. T E Raymond, NC, 34.72.

2. C D Cameron, NC, 32.26.  
6. X Moloney, GT, 34.73.

2. K M Skippis, TSS, 31.04.  
6. A McLeod, BGS, 36.02.

3. T Budden, GT, 33.46.  
7. F Boorer, BGS, 35.88.

3. B Campbell, TSS, 32.76.  
7. T Hartley, BBC, 35.46.

3. C O'Connell, ACGS, 32.14.  
7. B Fairley, GT, 36.90.

4. T A Schwerkolt, TSS, 34.53.  
8. S X Carvolth, IGS, 36.48.

8. S Powell, BGS, 33.36.  
8. J J Williams, IGS, 38.96.

4. T J Herbert, NC, 35.20.  
8. H J Blackledge, IGS, 38.79.

**12 Years & Under 50 LC Metre Freestyle Division 8**

2014 - 1. N Finch, BGS, 32.95.  
5. S Gallagher, BBC, 36.45.

2015 - 1. N A Baltus, TSS, 33.86.  
5. O Schubert, TGS, 36.07.

2016 - 1. L A Rohan, NC, 34.14.  
5. H Kenny, TGS, 35.05.

2. B Hindmarsh, GT, 34.28.  
6. R Hogan, TGS, 36.46.

2. T Sheehan, GT, 34.71.  
6. F Noble, NC, 39.23.

3. J Corbin, ACGS, 35.05.  
7. M R Fuhrmann, TSS, 37.23.

3. C Ross, ACGS, 34.91.  
7. M Stockton, BBC, 39.30.

4. I O Fiorini, NC, 35.74.  
8. N A Stevens, IGS, 42.11.

4. C Winter, BGS, 35.61.  
8. S J Dutton, IGS, 48.75.

4. N Jones, BGS, 34.98.  
8. E Zhou, BSHS, 44.62.

**12 Years & Under 50 LC Metre Freestyle Division 7**

2014 - 1. B P Lonergan, NC, 34.38.  
5. C Condon, GT, 35.01.

2015 - 1. J Sullivan, GT, 33.52.  
5. W P Cartwright, NC, 34.80.

2016 - 1. P Holmes, BGS, 33.27.  
5. J Basham, ACGS, 34.52.

2. Z Nielsen, ACGS, 34.46.  
6. N Rutley, BBC, 35.60.

2. E Liew, ACGS, 34.19.  
6. R Gill, TGS, 35.07.

2. R B Winson, TSS, 33.87.  
6. J L Maconochie, NC, 35.04.

3. W Stanton, BGS, 34.52.  
7. S Harmsworth, TGS, 35.76.

3. W Simpson, BGS, 34.30.  
7. H Doe, BBC, 37.02.

3. B Jackson, GT, 34.36.  
7. R Teahan, TGS, 35.70.

4. M D Van der Schyff, TSS, 34.55.  
8. G W Rowcliffe, IGS, 40.99.

4. Z H Rossiter, TSS, 34.42.  
8. R P Phillips, IGS, 45.18.

**12 Years & Under 50 LC Metre Freestyle Division 6**

2014 - 1. H Swift, ACGS, 33.47.  
5. B P Rohan, NC, 35.21.

2015 - 1. C Hall, ACGS, 33.24.  
5. J Ware, BGS, 35.63.

2016 - 1. C A Jenner, IGS, 42.77.

2. N Rosemann, BGS, 33.80.  
6. W O'Meara, BBC, 35.99.

2. G Esler, GT, 33.43.  
6. N N Phillips, TSS, 35.73.

3. W J Purcell, TSS, 34.11.  
7. H Weir, TGS, 36.99.

3. D Jakins, TGS, 34.19.  
7. M Nahrung, BBC, 36.45.

4. C Thorpe, GT, 34.42.  
8. A J Cusworth, IGS, 39.77.

4. C J Washington, NC, 35.29.  
8. N Gan, BSHS, 41.75.

- 2016 - 1. L Mackay, BGS, 33.24.  
5. M J Chippendale, NC, 35.27.  
9. J Blanco, IGS, 47.60.
2. B Stieper, ACGS, 33.33.  
6. C McGrath, GT, 36.15.
3. E R Edwards, TSS, 35.05.  
7. T Hedges, BBC, 37.94.
4. A Mohr, TGS, 35.07.  
8. H Denning, BSHS, 42.38.
- 12 Years & Under 50 LC Metre Freestyle Division 5**
- 2014 - 1. M King-Koi, BGS, 33.58.  
5. Z L Kirk, NC, 34.24.
- 2015 - 1. A Campbell, TGS, 32.80.  
5. J C Ransby, TSS, 34.47.  
9. E T Horsey, IGS, 42.94.
2. A Miller, ACGS, 33.64.  
6. B G Vine, TSS, 34.83.  
2. T Budden, GT, 33.64.  
6. R Daniskevicius, BBC, 36.02.
3. S Voltz, GT, 33.88.  
7. J Finlay, BBC, 36.30.  
3. H Logan, BGS, 33.76.  
7. B C Simmons-Emms, NC, 39.29.
4. W Tasker, TGS, 33.92.  
8. R J Stieler, IGS, 37.34.  
4. J MacPherson, ACGS, 34.05.  
8. O Dann, BSHS, 42.42.
- 2016 - 1. C Sparkes, ACGS, 31.87.  
5. M S Kannemann, TSS, 34.55.  
9. T C Hurd, IGS, 40.84.
2. C Stoneley, BGS, 33.06.  
6. H Seiler, BBC, 35.21.
3. T Fisher-Smith, GT, 34.21.  
7. B F Dight, TGS, 36.80.
4. F M Schuster, NC, 34.44.  
8. T Gadalloff, BSHS, 37.93.
- 12 Years & Under 50 LC Metre Freestyle Division 4**
- 2014 - 1. C Moloney, ACGS, 32.16.  
5. O J Jones, NC, 34.99.
- 2015 - 1. W Bradley, GT, 31.71.  
5. D Chiang, BGS, 34.46.  
9. J Brown, BSHS, 40.15.
2. R Ewing, TSS, 32.45.  
6. T Rainbird, BGS, 35.60.  
2. G Tighe, TGS, 32.06.  
6. H Ayres, BBC, 36.20.
3. S Dutton, GT, 33.73.  
7. C Cowan, BBC, 37.10.  
3. A Williams, ACGS, 32.93.  
7. J M Meyer, NC, 36.63.
4. B Franey, TGS, 34.37.  
8. A J Gough, IGS, 42.00.  
4. T A Schwerkolt, TSS, 33.41.  
8. J L Partridge, IGS, 38.85.
- 2016 - 1. O Cathcart, BGS, 32.31.  
5. C Haywood-North, GT, 34.10.  
9. C J Baxter, IGS, 39.20.
2. E Rehbein, ACGS, 33.41.  
6. W J Ell, TSS, 34.11.
3. R Lachlan, BSHS, 33.85.  
7. M Crook, TGS, 34.75.
4. C J Wallace, NC, 34.06.  
8. J Bellette, BBC, 34.84.
- 12 Years & Under 50 LC Metre Freestyle Division 3**
- 2014 - 1. J N Lancaster, ACGS, 32.09.  
5. L Litzow, TGS, 33.57.
- 2015 - 1. N Langford, GT, 31.17.  
5. W Staib, BGS, 34.38.
- 2016 - 1. T Raspotnik, ACGS, 32.22.  
5. D Weightman, BGS, 33.52.  
9. J J Williams, IGS, 38.52.
2. K Kanemura, TSS, 33.31.  
6. J Bhujel, NC, 33.90.  
2. J Dann, TGS, 32.35.  
6. W J Templeton, NC, 35.34.  
2. T Hartley, BBC, 32.49.  
6. R Brown, TGS, 33.85.
3. E Musgrave, GT, 33.33.  
7. J R Allum, IGS, 34.64.  
3. L Brackenrig, ACGS, 32.65.  
7. C Beard, BBC, 35.59.  
3. W O Thilwind, TSS, 32.67.  
7. P C Dallimore, NC, 34.25.
4. S Atherton, BGS, 33.49.  
8. H Guest, BBC, 35.42.  
4. J B Donovan, TSS, 33.45.  
8. T M Cahill, IGS, 36.77.  
4. S Rapchuk, GT, 33.32.  
8. A Lu, BSHS, 34.61.
- 12 Years & Under 50 LC Metre Freestyle Division 2**
- 2014 - 1. M Giles, ACGS, 31.47.  
5. H McKeering, GT, 32.21.
- 2015 - 1. C Schoorl, TGS, 30.42.  
5. N O Robinson, TSS, 32.68.  
9. M L Storer, IGS, 37.64.
- 2016 - 1. R Geldenhuys, TGS, 30.34.  
5. J Douglas, BBC, 32.95.  
9. K M Harrison, IGS, 38.62.
2. J Newland, TGS, 31.86.  
6. G T Volventang, IGS, 33.75.  
2. C Eade, BSHS, 31.60.  
6. K Jennison, BBC, 32.71.
3. J W Devlin, TSS, 31.89.  
7. P M Long, NC, 34.25.  
3. A Esler, GT, 31.61.  
7. F Boorer, BGS, 33.62.
4. T Rimmington, BGS, 32.11.  
8. T Kim, BBC, 34.67.  
4. J Boreham, ACGS, 31.73.  
8. T R O'Keefe, NC, 34.11.
2. M Gibbs, BSHS, 32.06.  
6. R J Zelensky, NC, 33.28.
3. Z A Crain, TSS, 32.60.  
7. A Kirk, ACGS, 33.56.
4. G Sayer, BGS, 32.83.  
8. W Voltz, GT, 34.53.
- 12 Years & Under 50 LC Metre Freestyle Division 1**
- 2014 - 1. J Bible, ACGS, 29.79.  
5. S Reed, TGS, 32.02.
- 2015 - 1. K Taylor, ACGS, 29.60.  
5. G R Pauga, TSS, 32.32.  
9. R D Granger, NC, 35.40.
- 2016 - 1. J Gersekowski, BBC, 29.40.  
5. J J Nelson, NC, 32.28.  
9. C L Bonney, IGS, 36.94.
2. S D Porter, IGS, 31.00.  
6. J A Tomlinson, NC, 32.94.  
2. B Reilly, TGS, 30.30.  
6. S X Carvolth, IGS, 33.01.
3. W J Taylor, TSS, 31.34.  
7. S Cochrane, BGS, 33.02.  
3. P Traynor, BBC, 31.35.  
7. B Lello, BSHS, 33.09.
4. M Lillicrap, GT, 31.94.  
8. T Campbell, BBC, 34.56.  
4. P Siao, GT, 32.29.  
8. B Gibbons, BGS, 34.42.
2. A Craig, TGS, 30.11.  
6. L Swift, ACGS, 32.63.
3. B Campbell, TSS, 30.39.  
7. M Cai, BSHS, 33.07.
4. W Jordan, BGS, 31.77.  
8. X Moloney, GT, 33.11.
- 10 Years & Under 50 LC Metre Backstroke Division 4**
- 2014 - 1. C J Wallace, NC, 46.75.  
5. K M Harrison, IGS, 53.44.
- 2015 - 1. L J Whelan, TSS, 47.03.  
5. W J Howard, NC, 56.52.
- 2016 - 1. H Wang, BGS, 46.92.  
5. T Tasker, ACGS, 52.33.
2. C Bollard, BGS, 47.49.  
6. R S Kennedy, TSS, 54.03.  
2. L Yakas, ACGS, 47.44.  
6. W Tacey, GT, 58.88.  
2. T J Webster, TSS, 48.28.  
6. J Collins, GT, 56.44.
3. R Teahan, TGS, 49.62  
7. F Marshall, GT, 56.54.  
3. T Logan, BGS, 51.93.  
7. E G Cameron, IGS, 1:01.26.  
3. C F Sutcliffe, NC, 50.61.  
7. C Randall, TGS, 58.50.
4. Hobbes, ACGS, 50.14.  
8. T Hedges, BBC, 57.41.  
4. N Marshall, BBC, 55.12.  
4. Q Seymore, BBC, 51.71.  
8. A J Long, IGS, 1:08.36.
- 10 Years & Under 50 LC Metre Backstroke Division 3**
- 2014 - 1. H S McKeown, NC, 46.71.  
5. R Brown, TGS, 49.34.
- 2015 - 1. A Munro, ACGS, 45.81.  
5. S P Aggs, NC, 53.72.
- 2016 - 1. W Gatehouse, BGS, 44.94.  
5. Z Turner, ACGS, 50.41.
2. J Liddy, GT, 47.48.  
6. T Deeb, ACGS, 50.23.  
2. Z W Howard, TSS, 46.31.  
6. M Bussing, TGS, 1:03.54.  
2. P Tones, TSS, 44.96.  
6. J D Weaver, NC, 53.05.
3. J Spencer, BGS, 47.57.  
7. H H Osborne, IGS, 51.47.  
3. B Wang, BGS, 51.72.  
7. T M Francis, IGS, 1:10.29.  
3. J De Stefani, BBC, 49.13.  
7. A Black, TGS, 1:03.03.
4. S J Wolfenden, TSS, 49.23.  
8. L Mackie, BBC, 52.74.  
4. P Turnbull, BBC, 53.71.  
4. T Connors, GT, 49.28.
- 10 Years & Under 50 LC Metre Backstroke Division 2**
- 2014 - 1. W O Thilwind, TSS, 43.70.  
5. T Hartley, BBC, 50.25.
- 2015 - 1. A Ridgway, ACGS, 42.47.  
5. O Meyer, BBC, 52.30.
- 2016 - 1. R Keeley, BGS, 43.34.  
5. M Pilgrim, GT, 47.94.
2. A Walther, BGS, 45.84.  
6. A Baynton, GT, 50.27.  
2. W B Marshall, TSS, 45.83.  
6. E W Burton, NC, 53.18.  
2. B Jennison, BBC, 44.69.  
6. R Grimes, TGS, 51.90.
3. M Crook, TGS, 48.00.  
7. W Rylance, ACGS, 52.07.  
3. E Sommerville, BGS, 50.61.  
7. Z Tosh, TGS, 56.67.  
3. C R Murakami, TSS, 46.02.  
7. J J McBride, NC, 52.47.
4. L A Rohan, NC, 49.42.  
8. L J Gale, IGS, 56.32.  
4. W Siddle, GT, 52.19.  
8. T Brown, IGS, 1:02.71.  
4. W Brett, ACGS, 46.19.
- 10 Years & Under 50 LC Metre Backstroke Division 1**
- 2014 - 1. A Craig, TGS, 41.83.  
5. X Moloney, GT, 46.10.
- 2015 - 1. T Brentnall, BBC, 41.95.  
5. W Joseph, GT, 49.36.
- 2016 - 1. R Mellick, BGS, 39.66.  
5. C Oates, TGS, 50.49.
2. B Stieper, ACGS, 44.50.  
6. M E Morrow-Woods, NC, 46.40.  
2. C Cartisano, TSS, 43.71.  
6. F Marinez-Briggs, BGS, 51.15.  
2. A Thomson, BBC, 42.15.  
6. E McCartney, ACGS, 50.82.
3. B Campbell, TSS, 45.07.  
7. C Mills, BBC, 50.02.  
3. D O'Sullivan, ACGS, 46.56.  
7. S C Moore, IGS, 56.24.  
3. T Goff-Sassen, TSS, 43.82.  
7. X D Griffiths, NC, 55.05.
4. S Powell, BGS, 46.07.  
4. A S Romano, NC, 46.95.  
8. A Wiggins, TGS, 1:03.27.  
4. B Fletcher, GT, 48.09.
- 11 Years & Under 50 LC Metre Backstroke Division 4**
- 2014 - 1. E Liew, ACGS, 43.22.  
5. W Robinson, GT, 45.02.
- 2015 - 1. W J Ell, TSS, 41.80.  
5. J Liddy, GT, 46.00.
- 2016 - 1. D O'Sullivan, ACGS, 43.30.  
5. M Lodge, BGS, 47.79.
2. O Schubert, TGS, 43.59.  
6. C Winter, BGS, 46.62.  
2. L A Rohan, NC, 42.36.  
6. C Mills, BBC, 46.25.  
2. Z W Howard, TSS, 44.27.  
6. F Harris, BBC, 48.80.
3. T R O'Keefe, NC, 44.00.  
7. N N Phillips, TSS, 46.96.  
3. C Sparkes, ACGS, 42.69.  
7. A Mohr, TGS, 46.63.  
3. W Siddle, GT, 45.12.  
7. D R O'Hara, NC, 49.00.
4. J Miller, BBC, 44.94.  
8. R L Grieve, IGS, 54.21.  
4. C Stoneley, BGS, 43.82.  
8. T C Hurd, IGS, 50.73.  
4. W Tinkler, TGS, 45.71.  
8. L A Briones, IGS, 50.83.
- 11 Years & Under 50 LC Metre Backstroke Division 3**
- 2014 - 1. L J Goldie, TSS, 42.34.  
5. W Simpson, BGS, 45.40.
- 2015 - 1. P C Dallimore, NC, 42.76.  
5. C Bollard, BGS, 45.82.
- 2016 - 1. M La Caze, ACGS, 41.84.  
5. X Slack, GT, 46.49.
2. A Williams, ACGS, 43.07.  
6. R D Granger, NC, 45.84.  
2. M S Kannemann, TSS, 42.98.  
6. A Baynton, GT, 46.05.  
2. C Cartisano, TSS, 42.97.  
6. E W Burton, NC, 49.11.
3. N J Wright, IGS, 45.04.  
7. O Nash, GT, 47.64.  
3. E Rehbein, ACGS, 45.58.  
7. H H Osborne, IGS, 47.26.  
3. D Granzin, BBC, 46.04.  
7. S C Moore, IGS, 51.58.
4. B Moore, TGS, 45.37.  
8. P Traynor, BBC, 48.00.  
4. M Crook, TGS, 45.68.  
8. L Gallagher, BBC, 48.96.  
4. T Logan, BGS, 46.28.
- 11 Years & Under 50 LC Metre Backstroke Division 2**
- 2014 - 1. L Brackenrig, ACGS, 41.53.  
5. J Dann, TGS, 43.74.
- 2015 - 1. W O Thilwind, TSS, 40.11.  
5. M Slattery, BBC, 45.60.
- 2016 - 1. C O'Connell, ACGS, 42.85.  
5. J M Spiteri, NC, 46.16.
2. N Langford, GT, 42.31.  
6. F Boorer, BGS, 45.28.  
2. M E Morrow-Woods, NC, 41.85.  
6. T Raspotnik, ACGS, 45.62.  
2. E Sommerville, BGS, 43.46.  
6. H Moore, BBC, 46.35.
3. J W Born, NC, 43.22.  
7. J C Ransby, TSS, 45.61.  
3. L Mackay, BGS, 43.43.  
7. W Voltz, GT, 47.08.  
3. W B Marshall, TSS, 43.67.  
7. T Druve, GT, 46.77.
4. R Daniskevicius, BBC, 43.50.  
8. S X Carvolth, IGS, 45.89.  
8. R Brown, TGS, 43.82.  
8. L J Gale, IGS, 51.54.  
4. R Thornton, TGS, 43.70.  
8. H J Blackledge, IGS, 48.85.

**11 Years & Under 50 LC Metre Backstroke Division 1**

2014 - 1. K Jennison, BBC, 39.60.  
 5. T A Schwerkolt, TSS, 42.68.  
 2015 - 1. A Craig, TGS, 38.46.  
 5. X Moloney, GT, 42.97.  
 2016 - 1. K M Skippis, TSS, 35.61.  
 5. T J Herbert, NC, 41.56.

2. K Taylor, ACGS, 39.96.  
 6. A Pearn, BGS, 42.71.  
 2. B Campbell, TSS, 38.71.  
 6. S Powell, BGS, 43.03.  
 2. T Brentnall, BBC, 36.52.  
 6. A McLeod, BGS, 41.66.

3. N J Nelson, NC, 40.21.  
 7. B Reilly, TGS, 43.37.  
 3. J J Nelson, NC, 38.91.  
 6. S Powell, BGS, 43.52.  
 3. A Munro, ACGS, 40.75.  
 7. A T Conn, IGS, 44.22.

4. J Sullivan, GT, 41.78.  
 8. M L Storer, IGS, 44.79.  
 4. J Douglas, BBC, 39.15.  
 8. C J Baxter, IGS, 47.11.  
 4. B Fairley, GT, 41.26.  
 8. H Pollock, TGS, 45.61.

**12 Years & Under 50 LC Metre Backstroke Division 4**

2014 - 1. Z Nielsen, ACGS, 40.96.  
 5. O J Jones, NC, 43.90.  
 2015 - 1. J Sullivan, GT, 39.02.  
 5. R Daniskevicius, BBC, 43.74.  
 2016 - 1. M S Kannemann, TSS, 40.56.  
 5. E Rehbein, ACGS, 42.63.  
 9. L J Gale, IGS, 51.13.

2. B G Vine, TSS, 41.51.  
 6. B Franey, TGS, 44.36.  
 2. J Dann, TGS, 39.30.  
 6. F Noble, NC, 50.91.  
 2. P Holmes, BGS, 41.37.  
 6. C McGrath, GT, 43.95.

3. T Kim, BBC, 41.61.  
 7. T Rimmington, BGS, 45.44.  
 3. D Chiang, BGS, 42.76.  
 7. O Dann, BSHS, 52.27.  
 3. A Lu, BSHS, 42.06.  
 7. F M Schuster, NC, 44.14.

4. S Dutton, GT, 42.23.  
 8. R J Stieler, IGS, 54.64.  
 4. J C Ransby, TSS, 42.87.  
 4. A Mohr, TGS, 42.22.  
 8. T Hedges, BBC, 49.97.

**12 Years & Under 50 LC Metre Backstroke Division 3**

2014 - 1. M Giles, ACGS, 39.07.  
 5. C Cowan, BBC, 43.34.  
 2015 - 1. W Bradley, GT, 39.41.  
 5. M Stockton, BBC, 43.08.  
 9. J L Partridge, IGS, 48.11.  
 2016 - 1. R Brown, TGS, 39.42.  
 5. C Stoneley, BGS, 42.03.

2. K Kanemura, TSS, 40.12.  
 6. L Litzow, TGS, 43.79.  
 2. B Reilly, TGS, 39.65.  
 6. J M Meyer, NC, 43.13.

3. Z L Kirk, NC, 40.78.  
 7. T Rainbird, BGS, 44.71.  
 3. T A Schwerkolt, TSS, 40.82.  
 7. B Gibbons, BGS, 44.29.

4. E Musgrave, GT, 41.45.  
 8. N A Stevens, IGS, 49.14.  
 4. J Bright, ACGS, 42.55.  
 8. J Brown, BSHS, 46.26.

**12 Years & Under 50 LC Metre Backstroke Division 2**

2014 - 1. J N Lancaster, ACGS, 38.22.  
 5. S Cochrane, BGS, 41.81.  
 2015 - 1. G Tighe, TGS, 36.61.  
 5. L Brackenrig, ACGS, 38.83.  
 9. C Beard, BBC, 45.96.  
 2016 - 1. A Craig, TGS, 36.80.  
 5. R J Zelensky, NC, 40.30.  
 9. C L Bonney, IGS, 44.61.

2. W J Taylor, TSS, 38.62.  
 6. H Guest, BBC, 42.09.  
 2. A Esler, GT, 37.10.  
 6. F Boorer, BGS, 41.67.  
 2. J Gerszkowski, BBC, 37.98.  
 6. S Rapchuk, GT, 40.96.

3. S Reed, TGS, 40.76.  
 7. M Lillcrap, GT, 42.78.  
 3. C Eade, BSHS, 38.13.  
 7. T R O'Keefe, NC, 42.19.

4. J Bhujel, NC, 41.33.  
 8. G T Wolventang, IGS, 48.38.  
 4. N O Robinson, TSS, 38.80.  
 8. M L Storer, IGS, 43.24.

**12 Years & Under 50 LC Metre Backstroke Division 1**

2014 - 1. J Bible, ACGS, 35.82.  
 5. T Campbell, BBC, 39.94.  
 2015 - 1. C Schoorl, TGS, 34.72.  
 5. T Siao, GT, 37.63.  
 9. C Winter, BGS, 45.24.  
 2016 - 1. B Campbell, TSS, 34.88.  
 5. J J Nelson, NC, 38.26.  
 9. M F Sturges, IGS, 45.34.

2. J Newland, TGS, 36.48.  
 6. S Atherton, BGS, 40.40.  
 2. G R Pauga, TSS, 35.43.  
 6. B Lello, BSHS, 38.79.

3. J W Devlin, TSS, 37.76.  
 7. H McKeering, GT, 41.01.  
 3. K Taylor, ACGS, 36.32.  
 7. S X Carvolth, IGS, 39.29.

4. J A Tomlinson, NC, 39.28.  
 8. S D Porter, IGS, 42.66.  
 4. K Jennison, BBC, 37.16.  
 8. R D Granger, NC, 45.15.

**10 Years & Under 50 LC Metre Butterfly Division 2**

2014 - 1. M Crook, TGS, 45.60.  
 5. C J Wallace, NC, 55.05.  
 2015 - 1. N Michael, BGS, 47.75.  
 5. T Brown, IGS, 1:05.93.  
 2016 - 1. C R Murakami, TSS, 44.00.  
 5. T Tasker, ACGS, 53.13.

2. W O Thilwind, TSS, 47.50.  
 6. W Rylance, ACGS, 56.71.  
 2. C Cartisano, TSS, 47.91.  
 6. S Bell, BBC, 1:16.36.  
 2. R Keeley, BGS, 45.06.  
 6. X D Griffiths, NC, 54.78.

3. D Weightman, BGS, 49.82.  
 7. A Baynton, GT, 59.09.  
 3. A Ridgway, ACGS, 50.70.  
 7. S P Aggs, NC, 1:20.81.  
 3. B Jennison, BBC, 46.99.  
 7. R Grimes, TGS, 56.06.

4. T Hartley, BBC, 54.22.  
 8. J T Wilkinson, IGS, 1:11.37.  
 4. W Siddle, GT, 1:05.90.  
 4. H Andreas, TGS, 1:22.00.  
 4. B Fletcher, GT, 52.41.

**10 Years & Under 50 LC Metre Butterfly Division 1**

2014 - 1. X Moloney, GT, 39.70.  
 5. M E Morrow-Woods, NC, 49.17.  
 2015 - 1. T Brentnall, BBC, 38.88.  
 5. D O'Sullivan, ACGS, 49.91.  
 2016 - 1. B J McKittrick, NC, 40.70.  
 5. M Pilgrim, GT, 45.17.

2. A Craig, TGS, 40.48.  
 6. H H Osborne, IGS, 53.29.  
 2. W B Marshall, TSS, 42.09.  
 6. W Joseph, GT, 50.64.  
 2. A Thomson, BBC, 41.95.  
 6. C Oates, TGS, 46.77.

3. S Powell, BGS, 44.42.  
 7. B Stieper, ACGS, 53.31.  
 3. H Nelson, BGS, 45.25.  
 7. S C Moore, IGS, 1:02.17.  
 3. R Mellick, BGS, 42.30.  
 7. E McCartney, ACGS, 51.10.

4. B Campbell, TSS, 47.56.  
 8. C Mills, BBC, 59.29.  
 4. J M Spiteri, NC, 47.14.  
 8. M Bussing, TGS, 1:21.70.  
 4. P Tones, TSS, 42.56.

**11 Years & Under 50 LC Metre Butterfly Division 2**

2014 - 1. L Brackenrig, ACGS, 39.06.  
 5. W Staib, BGS, 42.53.  
 2015 - 1. M S Kannemann, TSS, 39.18.  
 5. W Voltz, GT, 41.65.  
 2016 - 1. D McDonald, ACGS, 39.04.  
 5. R Lincoln, GT, 45.30.

2. N Langford, GT, 39.38.  
 6. M L Storer, IGS, 46.86.  
 2. R J Zelensky, NC, 40.39.  
 6. M Bond, ACGS, 46.84.  
 2. E Sommerville, BGS, 39.96.  
 6. J M Spiteri, NC, 48.07.

3. R D Granger, NC, 41.71.  
 7. M Nahrung, BBC, 47.10.  
 3. G Sayer, BGS, 40.62.  
 7. J Bellette, BBC, 47.65.  
 3. W B Marshall, TSS, 40.33.  
 7. H Moore, BBC, 48.26.

4. J Dann, TGS, 41.82.  
 8. Z H Rossiter, TSS, 52.09.  
 4. M Crook, TGS, 40.63.  
 4. H Pollock, TGS, 45.08.  
 8. S C Moore, IGS, 52.58.

**11 Years & Under 50 LC Metre Butterfly Division 1**

2014 - 1. K Taylor, ACGS, 37.89.  
 5. B Reilly, TGS, 41.20.  
 2015 - 1. X Moloney, GT, 36.31.  
 5. S Powell, BGS, 38.70.  
 2016 - 1. K M Skippis, TSS, 34.69.  
 5. J Rei, TGS, 41.95.

2. J W Born, NC, 38.53.  
 6. S X Carvolth, IGS, 43.13.  
 2. B Campbell, TSS, 37.03.  
 6. E Rehbein, ACGS, 42.62.  
 2. T Brentnall, BBC, 35.53.  
 6. B Fairley, GT, 45.65.

3. T Budden, GT, 39.83.  
 7. W Simpson, BGS, 44.28.  
 3. A Craig, TGS, 37.26.  
 7. M Slattery, BBC, 45.30.  
 3. C O'Connell, ACGS, 36.81.  
 7. T J Herbert, NC, 46.32.

4. K Jennison, BBC, 39.99.  
 8. J C Ransby, TSS, 44.75.  
 4. C D Cameron, NC, 37.68.  
 8. H H Osborne, IGS, 51.01.  
 4. A McLeod, BGS, 39.60.  
 8. A T Conn, IGS, 48.19.

**12 Years & Under 50 LC Metre Butterfly Division 2**

2014 - 1. J W Devlin, TSS, 36.11.  
 5. S Atherton, BGS, 40.97.  
 2015 - 1. G Tighe, TGS, 34.70.  
 5. N O Robinson, TSS, 38.45.  
 2016 - 1. G Sayer, BGS, 36.33.  
 5. E Rehbein, ACGS, 42.14.

2. M Giles, ACGS, 36.62.  
 6. S Reed, TGS, 43.35.  
 2. J Boreham, ACGS, 36.24.  
 6. W Simpson, BGS, 39.28.  
 2. W J Ell, TSS, 39.30.  
 6. W Voltz, GT, 42.65.

3. J A Tomlinson, NC, 40.00.  
 7. R J Stieler, IGS, 45.19.  
 3. C Eade, BSHS, 36.45.  
 7. M Nahrung, BBC, 43.45.  
 3. J J Nelson, NC, 39.31.  
 7. M F Sturges, IGS, 48.12.

4. E Musgrave, GT, 40.11.  
 8. T Campbell, BBC, 46.43.  
 4. A Esler, GT, 37.03.  
 8. W P Cartwright, NC, 45.15.  
 4. R Lachlan, BSHS, 39.85.

**12 Years & Under 50 LC Metre Butterfly Division 1**

2014 - 1. J Bible, ACGS, 32.86.  
 5. H McKeering, GT, 37.07.  
 2015 - 1. C Schoorl, TGS, 31.57.  
 5. K Jennison, BBC, 36.22.  
 9. W Staib, BGS, 41.80.  
 2016 - 1. X Moloney, GT, 34.54.  
 5. A Craig, TGS, 37.13.  
 9. C L Bonney, IGS, 47.47.

2. W J Taylor, TSS, 34.33.  
 6. J Bhujel, NC, 37.40.  
 2. K Taylor, ACGS, 33.94.  
 6. T R O'Keefe, NC, 37.26.

3. S D Porter, IGS, 36.65.  
 7. S Cochrane, BGS, 37.76.  
 3. T Siao, GT, 35.37.  
 7. B Lello, BSHS, 37.59.

4. J Newland, TGS, 36.94.  
 8. T Kim, BBC, 40.98.  
 4. G R Pauga, TSS, 35.63.  
 8. S X Carvolth, IGS, 39.10.

**10 Years & Under 4x50 LC Metre Freestyle Relay Division 1**

2014 - 1. BGS, 2:50.40.  
 5. TSS, 3:02.04.  
 2015 - 1. ACGS, 2:31.13.  
 5. GT, 3:02.87.  
 2016 - 1. BGS, 2:48.21.  
 5. TGS, 3:06.16.

2. ACGS, 2:51.10.  
 6. GT, 3:16.39.  
 2. BBC, 2:41.74.  
 6. NC, 3:19.33.  
 2. ACGS, 2:50.87.  
 6. NC, 3:18.67.

3. NC, 2:53.39.  
 7. IGS, 3:20.36.  
 3. BGS, 2:50.51.  
 7. IGS, 3:28.53.  
 3. BBC, 2:56.53.  
 --, TSS, DQ.

4. BBC, 2:55.96.  
 --, TGS, DQ.  
 4. TSS, 3:01.93.  
 8. TGS, 3:29.00.  
 4. GT, 3:03.62.

**10 Years & Under 4x50 LC Metre Medley Relay Division 1**

2014 - 1. GT, 3:07.35.  
 5. IGS, 3:38.54.  
 2015 - 1. ACGS, 2:58.42.  
 5. GT, 3:36.05.  
 2016 - 1. TSS, 2:53.12@.  
 5. NC, 3:13.43.

2. BGS, 3:09.04.  
 6. TGS, 3:42.82.  
 2. TSS, 2:58.62.  
 6. BBC, 3:51.33.  
 2. BBC, 2:57.54.  
 6. GT, 3:23.03.

3. TSS, 3:10.06.  
 --, NC, DQ.  
 3. NC, 3:09.17.  
 3. BGS, 2:58.87.  
 7. TGS, 3:30.25.

4. ACGS, 3:18.88.  
 4. BGS, 3:16.81.  
 4. ACGS, 3:08.93.

**11 Years & Under 4x50 LC Metre Freestyle Relay Division 1**

2014 - 1. GT, 2:20.25. 2. NC, 2:23.35. 3. TGS, 2:24.13. 4. ACGS, 2:25.73.  
5. BGS, 2:27.97. 6. TSS, 2:34.13. 7. BBC, 2:35.31. 8. IGS, 3:12.04.  
2015 - 1. NC, 2:22.48. 2. ACGS, 2:25.53. 3. BGS, 2:28.88. 4. TSS, 2:34.70.  
5. TGS, 2:35.94. 6. BBC, 2:36.63. 7. GT, 2:45.85. 8. IGS, 2:53.21.  
2016 - 1. ACGS, 2:23.13. 2. TSS, 2:30.88. 3. NC, 2:35.82. 4. TGS, 2:37.99.  
5. BBC, 2:38.17. 6. BGS, 2:40.55. 7. GT, 2:42.27. 8. IGS, 3:05.39.

**11 Years & Under 4x50 LC Metre Medley Relay Division 1**

2014 - 1. ACGS, 2:34.98. 2. NC, 2:43.83. 3. BBC, 2:49.48. 4. GT, 2:51.30.  
5. BGS, 2:52.73. 6. TSS, 2:55.10. 7. IGS, 3:04.91. 8. TGS, 3:15.58.  
2015 - 1. TSS, 2:37.79. 2. NC, 2:40.31. 3. TGS, 2:44.04. 4. BBC, 2:47.87.  
5. BGS, 2:48.89. 6. ACGS, 2:51.72. 7. GT, 2:52.37. 8. IGS, 3:10.86.  
2016 - 1. TSS, 2:38.94. 2. ACGS, 2:39.22. 3. BBC, 2:45.70. 4. BGS, 2:46.39.  
5. GT, 2:52.95. 6. TGS, 2:53.24. 7. NC, 2:58.87. 8. IGS, 3:18.92.

**12 Years & Under 4x50 LC Metre Freestyle Relay Division 2**

2014 - 1. ACGS, 2:17.67. 2. NC, 2:24.46. 3. BGS, 2:24.61. 4. TSS, 2:28.40.  
5. GT, 2:29.20. 6. BBC, 2:29.98. 7. IGS, 3:02.37. 4. TGS, 2:28.44.  
2015 - 1. GT, 2:21.32. 2. BGS, 2:24.87. 3. TSS, 2:27.49. --. ACGS, DQ.  
5. NC, 2:30.11. 6. BBC, 2:31.58. 7. IGS, 3:01.21. 4. TSS, 2:29.32.  
2016 - 1. BBC, 2:22.92. 2. ACGS, 2:23.33. 3. BGS, 2:24.46. 8. IGS, 2:59.33.  
5. GT, 2:32.45. 6. NC, 2:32.71. 7. TGS, 2:54.98.

**12 Years & Under 4x50 LC Metre Freestyle Relay Division 1**

2014 - 1. GT, 2:11.51. 2. ACGS, 2:13.75. 3. TGS, 2:14.50. 4. BGS, 2:15.11.  
5. TSS, 2:22.07. 6. NC, 2:26.30. 7. BBC, 2:32.79. --. IGS, DQ.  
2015 - 1. GT, 2:07.79. 2. ACGS, 2:16.25. 3. TGS, 2:17.71. 4. BGS, 2:22.18.  
5. TSS, 2:22.20. 6. NC, 2:22.59. 7. BBC, 2:39.91. 8. IGS, 2:58.94.  
--. BSHS, 3:03.95. 2. BGS, 2:15.32. 3. GT, 2:21.24. 4. TSS, 2:21.40.  
2016 - 1. ACGS, 2:12.90. 6. NC, 2:22.84. 7. BBC, 2:24.40. 8. IGS, 2:42.72.  
5. TGS, 2:22.59. 9. BSHS, 2:46.53.

**12 Years & Under 4x50 LC Metre Medley Relay Division 1**

2014 - 1. ACGS, 2:23.83. 2. TSS, 2:27.13. 3. BGS, 2:30.20. 4. NC, 2:38.81.  
5. BBC, 2:43.81. 6. GT, 2:45.60. 7. IGS, 2:45.62. 8. TGS, 3:02.77.  
2015 - 1. TGS, 2:22.43. 2. ACGS, 2:28.39. 3. TSS, 2:32.34. 4. BBC, 2:34.80.  
5. GT, 2:38.19. 6. BSHS, 2:48.88. 7. BGS, 2:48.94. 8. NC3:03.78.  
9. IGS, 3:04.45. 2. BGS, 2:28.71. 3. NC, 2:30.73. 4. BSHS, 2:30.77.  
2016 - 1. TGS, 2:28.22. 6. TSS, 2:35.46. 7. ACGS, 2:38.58. 8. GT, 2:38.81.  
5. BBC, 2:32.07. 9. IGS, 2:59.91.

# RECORDS OF ARCHIVED EVENTS

**13 & U 100 LC Metre Freestyle Div2**

2014 - 1. J P Brinsmead, TSS, 1:05.73. 2. L Jorgensen, GT, 1:13.44. 3. M Cescotto, ACGS, 1:16.64. 4. M Brockhurst, BGS, 1:17.26.  
5. O M Meyer, NC, 1:18.18. 6. M Carlyon, BBC, 1:19.70. 7. J Evans, TGS, 1:21.83.

**13 & U 100 LC Metre Freestyle Div1**

2014 - 1. J J Hardess, TSS, 1:05.98. 2. D J Orchard, ACGS, 1:07.81. 3. O Mitchell, BBC, 1:08.02. 4. J C Cameron, NC, 1:08.40.  
5. A Sullivan, GT, 1:12.10. 6. J Siganto, BGS, 1:18.08. 7. F Beeton, TGS, 2:11.00.

**13 & U 50 LC Metre Breaststroke Div2**

2014 - 1. H S Kennedy, TSS, 40.10. 2. M Carlyon, BBC, 44.02. 3. L Miller, NC, 44.07. 4. A Sullivan, GT, 46.49.  
5. T Maundrell, BGS, 46.73. 6. D J Orchard, ACGS, 49.38. 7. L Smith, TGS, 49.58.

**13 & U 50 LC Metre Breaststroke Div1**

2014 - 1. J J Hardess, TSS, 39.11. 2. R W Agnihotri, NC, 43.60. 3. C Doe, BBC, 44.09. 4. W Gibson, TGS, 46.61.  
5. J Sheehan, GT, 48.07. 6. H Weightman, BGS, 48.56. 7. C H Brown, IGS, 50.78. 8. H Wright, ACGS, 52.91.

**13 & U 50 LC Metre Freestyle Div4**

2014 - 1. H French, TSS, 31.82. 1. L Butler, ACGS, 31.82. 3. F Dunne, GT, 34.66. 4. O M Meyer, NC, 35.43.  
4. B Fenwicke, BBC, 35.43. 6. A Brown, BGS, 35.66. 7. X Schubert, TGS, 37.46.

**13 & U 50 LC Metre Freestyle Div3**

2014 - 1. J P Brinsmead, TSS, 30.71. 2. J Butler-Wood, ACGS, 33.12. 3. H Barker, BGS, 33.53. 4. M Carlyon, BBC, 34.81.  
5. P Monckton, GT, 35.14. 6. R W Agnihotri, NC, 35.31. 7. W Harmsworth, TGS, 36.44.

**13 & U 50 LC Metre Freestyle Div2**

2014 - 1. D M Robertson, TSS, 30.06. 2. H Trimmer, ACGS, 31.32. 3. L Jorgensen, GT, 32.32. 4. L Miller, NC, 33.18.  
5. C Doe, BBC, 33.42. 6. M Brockhurst, BGS, 33.97. 7. J Evans, TGS, 34.08.

**13 & U 50 LC Metre Freestyle Div1**

2014 - 1. J J Hardess, TSS, 29.99. 2. D J Orchard, ACGS, 30.62. 3. O Mitchell, BBC, 30.94. 4. J C Cameron, NC, 31.34.  
5. A Sullivan, GT, 32.58. 6. J Siganto, BGS, 33.41. 7. C H Brown, IGS, 40.81. 8. F Beeton, TGS, 57.68.

**13 & U 50 LC Metre Backstroke Div2**

2014 - 1. J P Brinsmead, TSS, 37.11. 2. L Miller, NC, 40.17. 3. C Place, ACGS, 41.22. 4. M Carlyon, BBC, 41.81.  
5. L Jorgensen, GT, 42.19. 6. H Barker, BGS, 44.52. 7. W Gibson, TGS, 45.75.

**13 & U 50 LC Metre Backstroke Div1**

2014 - 1. D M Robertson, TSS, 37.07. 2. O Mitchell, BBC, 37.09. 3. J C Cameron, NC, 37.84. 4. D J Orchard, ACGS, 38.59.  
5. M Brockhurst, BGS, 40.20. 6. A Sullivan, GT, 42.07. 7. X Schubert, TGS, 44.57.

**13 & U 50 LC Metre Butterfly Div2**

2014 - 1. W A Statham, TSS, 34.39. 2. L Miller, NC, 40.70. 3. M Carlyon, BBC, 41.10. 4. L Butler, ACGS, 42.34.  
5. H Weightman, BGS, 43.17. 6. L Jorgensen, GT, 45.43. 7. T Fogarty, TGS, 46.36.

**13 & U 50 LC Metre Butterfly Div1**

2014 - 1. J J Hardess, TSS, 31.60. 2. O Mitchell, BBC, 36.21. 3. D J Orchard, ACGS, 37.21. 4. J C Cameron, NC, 37.68.  
5. M Brockhurst, BGS, 38.47. 6. A Sullivan, GT, 38.55. 7. J Free, TGS, 40.30.

**13 & U 4x50 LC Metre Freestyle Relay Div1**

2014 - 1. TSS, 2:03.05. 2. ACGS, 2:05.82. 3. BBC, 2:15.20. 4. NC, 2:17.59.  
5. GT, 2:19.83. 6. BGS, 2:19.91. 7. TGS, 2:28.34.

# GPS SWIMMING PROGRAM

## TIMING AND ORDER OF EVENTS 13 Years & Under - Open

Event	Time	Name of event	Age group
1	3.00pm	400m Freestyle	All Age
2	3.09pm	200m Ind. Medley	All Age
3	3.15pm	50m Freestyle	13 Yrs & U
4	3.18pm	50m Freestyle	14 Yrs & U
5	3.21pm	50m Freestyle	15 Yrs & U
6	3.24pm	50m Freestyle	16 Yrs & U
7	3.27pm	50m Freestyle	Open
8	3.30pm	50m Backstroke	13 Yrs & U
9	3.33pm	50m Backstroke	14 Yrs & U
10	3.36pm	50m Backstroke	15 Yrs & U
11	3.39pm	50m Backstroke	16 Yrs & U
12	3.42pm	100m Backstroke	Open
13	3.45pm	100m Freestyle	13 Yrs & U
14	3.48pm	100m Freestyle	14 Yrs & U
15	3.51pm	100m Freestyle	15 Yrs & U
16	3.54pm	100m Freestyle	16 Yrs & U
17	3.57pm	100m Freestyle	Open
18	4.00pm	50m Breaststroke	13 Yrs & U
19	4.03pm	50m Breaststroke	14 Yrs & U
20	4.06pm	50m Breaststroke	15 Yrs & U
21	4.09pm	50m Breaststroke	16 Yrs & U
22	4.12pm	100m Breaststroke	Open
23	4.15pm	50m Butterfly	13 Yrs & U
24	4.18pm	50m Butterfly	14 Yrs & U
25	4.21pm	50m Butterfly	15 Yrs & U
26	4.24pm	50m Butterfly	16 Yrs & U
27	4.27pm	100m Butterfly	Open
28	4.30pm	200m Freestyle	13 Yrs & U
29	4.34pm	200m Freestyle	14 Yrs & U
30	4.38pm	200m Freestyle	15 Yrs & U
31	4.42pm	200m Freestyle	16 Yrs & U
32	4.46pm	200m Freestyle	Open
33	4.50pm	Medley Relay	13 Yrs & U
34	4.55pm	300m Freestyle Relay	13 Yrs & U
35	5.00pm	Medley Relay	14 Yrs & U
36	5.05pm	300m Freestyle Relay	14 Yrs & U
37	5.10pm	Medley Relay	15 Yrs & U
38	5.15pm	300m Freestyle Relay	15 Yrs & U
39	5.20pm	Medley Relay	16 Yrs & U
40	5.25pm	300m Freestyle Relay	16 Yrs & U
41	5.30pm	Medley Relay	Open
42	5.35pm	300m Freestyle Relay	Open
	5.45pm	Presentation of the Trophies	

NB: The Championships are to be conducted in one day in Sessions for age groupings [10Years & Under - 12 Years & Under] and [13 Years & Under - Open]. The eligibility criteria for Year 5 & 6 students is they cannot compete in Session 2 [13 Years & Under - Open], but Year 7's who meet the criteria to compete in the 12 Years & Under age group can compete in the [10Years & Under - 12 Years & Under] event. A Year 7 student may only compete in one Championship event.

# GPS SWIMMING RECORD HOLDERS

## 13 Years & Under - Open

Event	Name of event	Record Time	Date	Name	School
1	400 Free	3:51.94	1991	K J Perkins	BBC
2	200 IM	2:05.91	5/03/2004	L Brodie	NC
3	13&U 50 Free	25.99	8/03/2013	B M Carlyon	BBC
4	14&U 50 Free	24.96	2000	D S C Cramb	BBC
5	15&U 50 Free	24.42	1993	R A Powells	BSHS
6	16&U 50 Free	23.92	4/03/2016	J Jackson	BGS
7	50 Free	23.36	1988	A J Baildon	TSS
8	13&U 50 Back	28.70	10/03/2006	H B Taylor	ACGS
9	14&U 50 Back	28.61	9/03/2007	H B Taylor	ACGS
10	15&U 50 Back	28.13	6/03/2009	Z J Whenuaroa	NC
11	16&U 50 Back	27.34	4/03/2011	R C Gerlach	ACGS
12	100 Back	57.94	5/03/2004	L Brodie	NC
13	13&U 100 Free	57.02	6/03/2009	C F Fasala	IGS
14	14&U 100 Free	54.79	5/03/2010	C F Fasala	IGS
15	15&U 100 Free	52.96	5/03/2004	D J van Velden	BBC
16	16&U 100 Free	52.90	2/03/2012	C F Fasala	IGS
17	100 Free	51.00	6/03/2015	S Young	BGS
18	13&U 50 Breast	33.06	2/03/2012	Z Stubblety-Cook	ACGS
19	14&U 50 Breast	31.97	1992	R D Harrison	ACGS
20	15&U 50 Breast	30.88	2001	C D Sprenger	GT
21	16&U 50 Breast	30.29	1998	M E Riley	BGS
22	100 Breast	1:02.82	2003	C D Sprenger	GT
23	13&U 50 Fly	28.51	2003	J R Bruton	TSS
24	14&U 50 Fly	26.76	7/03/2014	B M Carlyon	BBC
25	15&U 50 Fly	26.09	6/03/2009	Z J Whenuaroa	NC
26	16&U 50 Fly	25.98	4/03/2016	J Jackson	BGS
27	100 Fly	55.62	5/03/2010	C Fedrick	IGS
28	13&U 200 Free	2:04.49	1994	W B Guthrie	GT
29	14&U 200 Free	2:01.51	1993	S C Kennedy	NC
30	15&U 200 Free	1:57.22	5/03/2004	D J van Velden	BBC
31	16&U 200 Free	1:55.86	2001	N R Sprenger	GT
32	200 Free	1:52.29	2002	N R Sprenger	GT
33	13&U 200 Medley Relay	2:03.35	8/03/2013		BSHS
34	13&U 300 Free Relay	2:49.23	7/03/2014		BBC
35	14&U 200 Medley Relay	1:58.64	2/03/2012		TGS
36	14&U 6x50 Free Relay	2:38.92	6/03/2015		BBC
37	15&U 200 Medley Relay	1:54.27	4/03/2011		NC
38	15&U 6x50 Free Relay	2:33.41	9/03/2007		BGS
39	16&U 200 Medley Relay	1:51.61	8/03/2013		TSS
40	16&U 6x50 Free Relay	2:30.99	7/03/2008		BGS
41	200 Medley Relay	1:45.71	6/03/2015		TSS
42	Boys 6x50 Free Relay	2:25.80	6/03/2009		BGS



# GPS SWIMMING START LIST

## 13 Years & Under - Open

### Event 1 Boys 400 LC Metre Freestyle

To start at 3.00pm

GPS Record: 3:51.94 1991 K J Perkins, BBC

Lane	Name	Age	Team	Time
1	M J Osborn	17	TSS	_____
2	M Gould	15	GT	_____
3	L Harris	16	BSHS	_____
4	K R Burton	16	IGS	_____
5	D Pool	18	ACGS	_____
6	L T Gough	17	NC	_____
7	D Stevens	18	TGS	_____
8	O Mitchell	16	BBC	_____
9	A Grant	16	BGS	_____

### Event 2 Boys 200 LC Metre IM

To start at 3.09pm

GPS Record: 2:05.91 5/03/2004 L Brodie, NC

Lane	Name	Age	Team	Time
1	C W O'Neill	17	TSS	_____
2	T Neill	15	GT	_____
3	C Williams	17	BSHS	_____
4	R C Maskelyne	18	IGS	_____
5	Z Stubblety-Cook	18	ACGS	_____
6	W M Ellis	17	NC	_____
7	F Stewart	17	TGS	_____
8	L Byrne	16	BBC	_____
9	Y Chan	17	BGS	_____

### Event 3 Boys 13 & Under 50 LC Metre Freestyle

To start at 3.15pm

GPS Record: 25.99 8/03/2013 B M Carlyon, BBC

Lane	Name	Age	Team	Time
1	B A Campbell	13	TSS	_____
2	F Wilson	12	GT	_____
3	M Barber	13	BSHS	_____
4	J A Saiti-Dixon	13	IGS	_____
5	C Sparks	13	ACGS	_____
6	C D Cameron	13	NC	_____
7	A Craig	13	TGS	_____
8	J Gersekowski	13	BBC	_____
9	S Powell	13	BGS	_____

### Event 4 Boys 14 & Under 50 LC Metre Freestyle

To start at 3.18pm

GPS Record: 24.96 2000 D S C Cramb, BBC

Lane	Name	Age	Team	Time
1	B M Reilly	14	TSS	_____
2	N Langford	14	GT	_____
3	C Behr	14	BSHS	_____
4	L H Donnelly	14	IGS	_____
5	K Taylor	14	ACGS	_____
6	J C Weingarth	14	NC	_____
7	A Campbell	14	TGS	_____
8	P Traynor	14	BBC	_____
9	A Fenton	14	BGS	_____

### Event 5 Boys 15 & Under 50 LC Metre Freestyle

To start at 3.21pm

GPS Record: 24.42 1993 R A Powells, BSHS

Lane	Name	Age	Team	Time
1	K L Skipps	15	TSS	_____
2	M Lillicrap	15	GT	_____
3	A Gigovic	15	BSHS	_____
4	J D Campbell	15	IGS	_____
5	J Bible	15	ACGS	_____
6	J H Krayem	15	NC	_____
7	B Skeates	15	TGS	_____
8	A Zhu	15	BBC	_____
9	L Graham	15	BGS	_____

### Event 6 Boys 16 & Under 50 LC Metre Freestyle

To start at 3.24pm

GPS Record: 23.92 4/03/2016 J Jackson, BGS

Lane	Name	Age	Team	Time
1	Z A Maher	16	TSS	_____
2	C Williamson	16	GT	_____
3	C Mitchell	16	BSHS	_____
4	K R Welfare	16	IGS	_____
5	C Smith	16	ACGS	_____
6	C L Sanders	16	NC	_____
7	E McLean	16	TGS	_____
8	J Gallagher	16	BBC	_____
9	M Adi	16	BGS	_____

### Event 7 Boys 50 LC Metre Freestyle

To start at 3.27pm

GPS Record: 23.36 1988 A J Baidon, TSS

Lane	Name	Age	Team	Time
1	F M Baidon	17	TSS	_____
2	T Kerby	17	GT	_____
3	J Herman	18	BSHS	_____
4	L J Burdett	17	IGS	_____
5	H Abeya	18	ACGS	_____
6	S A Coombes	17	NC	_____
7	S Geldenhuis	17	TGS	_____
8	Z Nicol	17	BBC	_____
9	J Jackson	17	BGS	_____

### Event 8 Boys 13 & Under 50 LC Metre Backstroke

To start at 3.30pm

GPS Record: 28.70 10/03/2006 H B Taylor, ACGS

Lane	Name	Age	Team	Time
1	K M Skipps	12	TSS	_____
2	F Wilson	12	GT	_____
3	M Gibbs	13	BSHS	_____
4	HESummerville	12	IGS	_____
5	J Yu	13	ACGS	_____
6	I Vaughan	13	NC	_____
7	W Salmond	13	TGS	_____
8	C An	13	BBC	_____
9	J Baboolal	13	BGS	_____

# GPS SWIMMING START LIST

## 13 Years & Under - Open

### Event 9 Boys 14 & Under 50 LC Metre Backstroke

To start at 3.33pm

GPS Record: 28.61 9/03/2007 H B Taylor, ACGS

Lane	Name	Age	Team	Time
1	E Mitchell	14	TSS	_____
2	T Siao	14	GT	_____
3	J Bayliss	14	BSHS	_____
4	S X Carvolth	14	IGS	_____
5	L Brackenrig	14	ACGS	_____
6	D B Andrea	14	NC	_____
7	C Schoorl	14	TGS	_____
8	K Belcher	14	BBC	_____
9	H Pyne	14	BGS	_____

### Event 10 Boys 15 & Under 50 LC Metre Backstroke

To start at 3.36pm

GPS Record: 28.13 6/03/2009 Z J Whenuaroa, NC

Lane	Name	Age	Team	Time
1	K L Skippis	15	TSS	_____
2	H McKeering	15	GT	_____
3	F Mulcahy	15	BSHS	_____
4	S P McPhail	15	IGS	_____
5	H Cooney	15	ACGS	_____
6	J A Tomlinson	15	NC	_____
7	C Bridgeman	15	TGS	_____
8	J T Elabbasi	15	BBC	_____
9	T Crossley	15	BGS	_____

### Event 11 Boys 16 & Under 50 LC Metre Backstroke

To start at 3.39pm

GPS Record: 27.34 4/03/2011 R C Gerlach, ACGS

Lane	Name	Age	Team	Time
1	Z A Maher	16	TSS	_____
2	M Bennett	16	GT	_____
3	O Boucher	16	BSHS	_____
4	W F Smith	16	IGS	_____
5	J Abeya	16	ACGS	_____
6	H Cotter	16	NC	_____
7	L Constable	16	TGS	_____
8	L Byrne	16	BBC	_____
9	M Jones	16	BGS	_____

### Event 12 Boys 100 LC Metre Backstroke

To start at 3.42pm

GPS Record: 57.94 5/03/2004 L Brodie, NC

Lane	Name	Age	Team	Time
1	C W O'Neill	17	TSS	_____
2	R Townsend	17	GT	_____
3	C Williams	17	BSHS	_____
4	F M Ford	17	IGS	_____
5	H Abeya	18	ACGS	_____
6	T S Robson	17	NC	_____
7	D Stevens	18	TGS	_____
8	B Carlyon	17	BBC	_____
9	C Ormrod	18	BGS	_____

### Event 13 Boys 13 & Under 100 LC Metre Freestyle

To start at 3.45pm

GPS Record: 57.02 6/03/2009 C F Fasala, IGS

Lane	Name	Age	Team	Time
1	B A Campbell	13	TSS	_____
2	X Moloney	13	GT	_____
3	M Barber	13	BSHS	_____
4	J A Saiti-Dixon	13	IGS	_____
5	L Swift	13	ACGS	_____
6	I Vaughan	13	NC	_____
7	A Craig	13	TGS	_____
8	J Gersekowski	13	BBC	_____
9	W Jordan	13	BGS	_____

### Event 14 Boys 14 & Under 100 LC Metre Freestyle

To start at 3.48pm

GPS Record: 54.79 5/03/2010 C F Fasala, IGS

Lane	Name	Age	Team	Time
1	B M Reilly	14	TSS	_____
2	T Siao	14	GT	_____
3	A Fahey	14	BSHS	_____
4	L H Donnelly	14	IGS	_____
5	K Taylor	14	ACGS	_____
6	T E Raymond	14	NC	_____
7	G Tighe	14	TGS	_____
8	K Jennison	14	BBC	_____
9	H Pyne	14	BGS	_____

### Event 15 Boys 15 & Under 100 LC Metre Freestyle

To start at 3.51pm

GPS Record: 52.96 5/03/2004 D J van Velden, BBC

Lane	Name	Age	Team	Time
1	R J King	15	TSS	_____
2	T Neill	15	GT	_____
3	A Kim	15	BSHS	_____
4	J R Allum	15	IGS	_____
5	H Mayo	15	ACGS	_____
6	J A Tomlinson	15	NC	_____
7	C Bridgeman	15	TGS	_____
8	R Wells	15	BBC	_____
9	T Rimmington	15	BGS	_____

### Event 16 Boys 16 & Under 100 LC Metre Freestyle

To start at 3.54pm

GPS Record: 52.90 2/03/2012 C F Fasala, IGS

Lane	Name	Age	Team	Time
1	Z A Maher	16	TSS	_____
2	C Williamson	16	GT	_____
3	C Mitchell	16	BSHS	_____
4	K R Welfare	16	IGS	_____
5	C Smith	16	ACGS	_____
6	H Cotter	16	NC	_____
7	E McLean	16	TGS	_____
8	J Somerville	16	BBC	_____
9	M Jones	16	BGS	_____

PROGRAM CORRECT AT TIME OF PRINTING

# GPS SWIMMING START LIST

## 13 Years & Under - Open

### Event 17 Boys 100 LC Metre Freestyle

To start at 3.57pm

GPS Record: 51.00 6/03/2015 S Young, BGS

Lane	Name	Age	Team	Time
1	F M Baildon	17	TSS	_____
2	T Kerby	17	GT	_____
3	D Ashcroft	17	BSHS	_____
4	J Busch	17	IGS	_____
5	H Abeya	18	ACGS	_____
6	L T Gough	17	NC	_____
7	T Wilson	17	TGS	_____
8	M Patullo	18	BBC	_____
9	J Jackson	17	BGS	_____

### Event 18 Boys 13 & Under 50 LC Metre Breaststroke

To start at 4.00pm

GPS Record: 33.06 2/03/2012 Z Stubblety-Cook, ACGS

Lane	Name	Age	Team	Time
1	A Campbell	13	TSS	_____
2	F Wilson	12	GT	_____
3	L Cyrillo	13	BSHS	_____
4	N P Chung	13	IGS	_____
5	E Rehbein	13	ACGS	_____
6	F M Schuster	13	NC	_____
7	M Crook	13	TGS	_____
8	C An	13	BBC	_____
9	J Anderson	12	BGS	_____

### Event 19 Boys 14 & Under 50 LC Metre Breaststroke

To start at 4.03pm

GPS Record: 31.97 1992 R D Harrison, ACGS

Lane	Name	Age	Team	Time
1	N J Bowen	14	TSS	_____
2	T Suttie	14	GT	_____
3	B Lello	14	BSHS	_____
4	S X Carvolth	14	IGS	_____
5	J Boreham	14	ACGS	_____
6	J J Manson	14	NC	_____
7	C Schoorl	14	TGS	_____
8	P Traynor	14	BBC	_____
9	H Sommerville	14	BGS	_____

### Event 20 Boys 15 & Under 50 LC Metre Breaststroke

To start at 4.06pm

GPS Record: 30.88 2001 C D Sprenger, GT

Lane	Name	Age	Team	Time
1	Z Joyce	15	TSS	_____
2	L Bell	15	GT	_____
3	D Donskoi	15	BSHS	_____
4	J R Allum	15	IGS	_____
5	H Mayo	15	ACGS	_____
6	J H Krayem	15	NC	_____
7	M Harrison	15	TGS	_____
8	A Zhu	15	BBC	_____
9	T Rimmington	15	BGS	_____

### Event 21 Boys 16 & Under 50 LC Metre Breaststroke

To start at 4.09pm

GPS Record: 30.29 1998 M E Riley, BGS

Lane	Name	Age	Team	Time
1	W J Riches	16	TSS	_____
2	M Gould	15	GT	_____
3	W Chan	15	BSHS	_____
4	R C Gordon	16	IGS	_____
5	J Abeya	16	ACGS	_____
6	L J Gilbert	15	NC	_____
7	L Constable	16	TGS	_____
8	S Kovac	16	BBC	_____
9	A Grant	16	BGS	_____

### Event 22 Boys 100 LC Metre Breaststroke

To start at 4.12pm

GPS Record: 1:02.82 2003 C D Sprenger, GT

Lane	Name	Age	Team	Time
1	J T Rutherford	17	TSS	_____
2	D Bell	18	GT	_____
3	D Ashcroft	17	BSHS	_____
4	R C Maskelyne	18	IGS	_____
5	Z Stubblety-Cook	18	ACGS	_____
6	W M Ellis	17	NC	_____
7	J Smith	17	TGS	_____
8	L Kalate	17	BBC	_____
9	J Hardess	16	BGS	_____

### Event 23 Boys 13 & Under 50 LC Metre Butterfly

To start at 4.15pm

GPS Record: 28.51 2003 J R Bruton, TSS

Lane	Name	Age	Team	Time
1	B Ware	13	TSS	_____
2	X Moloney	13	GT	_____
3	M Barber	13	BSHS	_____
4	N P Chung	13	IGS	_____
5	J Yu	13	ACGS	_____
6	C D Cameron	13	NC	_____
7	W Salmond	13	TGS	_____
8	L McGowan	13	BBC	_____
9	W Jordan	13	BGS	_____

### Event 24 Boys 14 & Under 50 LC Metre Butterfly

To start at 4.18pm

GPS Record: 26.76 7/03/2014 B M Carlyon, BBC

Lane	Name	Age	Team	Time
1	E Mitchell	14	TSS	_____
2	T Suttie	14	GT	_____
3	A Fahey	14	BSHS	_____
4	L H Donnelly	14	IGS	_____
5	L Brackenrig	14	ACGS	_____
6	T E Raymond	14	NC	_____
7	G Tighe	14	TGS	_____
8	B Belcher	14	BBC	_____
9	H Pyne	14	BGS	_____

# GPS SWIMMING START LIST

## 13 Years & Under - Open

### Event 25 Boys 15 & Under 50 LC Metre Butterfly

To start at 4.21pm

GPS Record: 26.09 6/03/2009 Z J Whenuaroa, NC

Lane	Name	Age	Team	Time
1	K L Skippis	15	TSS	_____
2	S Voltz	15	GT	_____
3	F Mulcahy	15	BSHS	_____
4	S D Porter	15	IGS	_____
5	J Bible	15	ACGS	_____
6	J H Krayem	15	NC	_____
7	C Bridgeman	15	TGS	_____
8	A Zhu	15	BBC	_____
9	T Crossley	15	BGS	_____

### Event 26 Boys 16 & Under 50 LC Metre Butterfly

To start at 4.24pm

GPS Record: 26.04 4/03/2016 J Jackson, TSS

Lane	Name	Age	Team	Time
1	S P Arthur	16	TSS	_____
2	C Williamson	16	GT	_____
3	L Harris	16	BSHS	_____
4	K R Burton	16	IGS	_____
5	J Abeya	16	ACGS	_____
6	C L Sanders	16	NC	_____
7	L Constable	16	TGS	_____
8	L Byrne	16	BBC	_____
9	M Jones	16	BGS	_____

### Event 27 Boys 100 LC Metre Butterfly

To start at 4.27pm

GPS Record: 55.62 5/03/2010 C Fedrick, IGS

Lane	Name	Age	Team	Time
1	M J Osborn	17	TSS	_____
2	D Bell	18	GT	_____
3	C Williams	17	BSHS	_____
4	L J Burdett	17	IGS	_____
5	D Pool	18	ACGS	_____
6	S A Coombes	17	NC	_____
7	F Stewart	17	TGS	_____
8	Z Nicol	17	BBC	_____
9	J Jackson	17	BGS	_____

### Event 28 Boys 13 & Under 200 LC Metre Freestyle

To start at 4.30pm

GPS Record: 2:04.49 1994 W B Guthrie, GT

Lane	Name	Age	Team	Time
1	K M Skippis	12	TSS	_____
2	X Moloney	13	GT	_____
3	C Lees	13	BSHS	_____
4	J A Saiti-Dixon	13	IGS	_____
5	J Yu	13	ACGS	_____
6	I Vaughan	13	NC	_____
7	W Salmond	13	TGS	_____
8	L McGowan	13	BBC	_____
9	W Jordan	13	BGS	_____

### Event 29 Boys 14 & Under 200 LC Metre Freestyle

To start at 4.34pm

GPS Record: 2:01.51 1993 S C Kennedy, NC

Lane	Name	Age	Team	Time
1	B M Reilly	14	TSS	_____
2	T Siao	14	GT	_____
3	A Fahey	14	BSHS	_____
4	S X Carvolth	14	IGS	_____
5	K Taylor	14	ACGS	_____
6	T E Raymond	14	NC	_____
7	C Schoorl	14	TGS	_____
8	P Traynor	14	BBC	_____
9	A Fenton	14	BGS	_____

### Event 30 Boys 15 & Under 200 LC Metre Freestyle

To start at 4.38pm

GPS Record: 1:57.22 5/03/2004 D J van Velden, BBC

Lane	Name	Age	Team	Time
1	R J King	15	TSS	_____
2	T Neill	15	GT	_____
3	A Kim	15	BSHS	_____
4	J R Allum	15	IGS	_____
5	H Mayo	15	ACGS	_____
6	J A Tomlinson	15	NC	_____
7	S Reed	15	TGS	_____
8	R Wells	15	BBC	_____
9	T Rimmington	15	BGS	_____

### Event 31 Boys 16 & Under 200 LC Metre Freestyle

To start at 4.42pm

GPS Record: 1:55.86 2001 N R Sprenger, GT

Lane	Name	Age	Team	Time
1	L C Parrish	16	TSS	_____
2	M Gould	15	GT	_____
3	C Mitchell	16	BSHS	_____
4	K R Welfare	16	IGS	_____
5	L Sheffield	16	ACGS	_____
6	H Cotter	16	NC	_____
7	E McLean	16	TGS	_____
8	O Mitchell	16	BBC	_____
9	A Grant	16	BGS	_____

### Event 32 Boys 200 LC Metre Freestyle

To start at 4.46pm

GPS Record: 1:52.29 2002 N R Sprenger, GT

Lane	Name	Age	Team	Time
1	M J Osborn	17	TSS	_____
2	R Townsend	17	GT	_____
3	D Ashcroft	17	BSHS	_____
4	J G Runnegar	17	IGS	_____
5	Z Stubblety-Cook	18	ACGS	_____
6	L T Gough	17	NC	_____
7	D Stevens	18	TGS	_____
8	B Carlyon	17	BBC	_____
9	C Ormrod	18	BGS	_____

# GPS SWIMMING START LIST

## 13 Years & Under - Open

### Event 33 Boys 13 & Under 200 LC Metre Medley Relay

To start at 4.50pm

GPS Record: 2:03.35 8/03/2013 BSHS, BSHS

C Oslington-Elliott, D Ashcroft, L Gough, J Currie

Lane	Team	Time
1	THE SOUTHPORT SCHOOL	_____
	1) K M Skipps 12                      2) H F Wright 13	
	3) J B Ware 13                        4) D Dybov 13	
2	GREGORY TERRACE	_____
	1) M Brown 13                        2) Q Reiger 13	
	3) A Nguyen 13                        4) H Crozier 13	
3	BRISBANE STATE HIGH SCHOOL	_____
	1) M Gibbs 13                         2) L Cyrillo 13	
	3) M Barber 13                        4) L Hatherell 13	
4	IPSWICH GRAMMAR SCHOOL	_____
	1) C L Bonney 13                      2) N P Chung 13	
	3) J A Saiti-Dixon 13                4) H E Summerville 12	
5	ANGLICAN CHURCH GRAMMAR SCHOOL	_____
	1) J Yu 13                                2) E Rehbein 13	
	3) O Tsien 13                          4) C Sparks 13	
6	ST JOSEPH'S NUDGEE COLLEGE	_____
	1) I Vaughan 13                        2) F M Schuster 13	
	3) R J Zelensky 13                    4) C D Cameron 13	
7	TOOWOOMBA GRAMMAR SCHOOL	_____
	1) A Craig 13                          2) M Crook 13	
	3) W Salmond 13                      4) R Geldenhuys 13	
8	BRISBANE BOYS' COLLEGE	_____
	1) J Douglas 13                        2) C An 13	
	3) C Mills 13                          4) L Gallagher 13	
9	BRISBANE GRAMMAR SCHOOL	_____
	1) J Baboolal 13                        2) J Anderson 12	
	3) W Jordan 13                         4) S Powell 13	

### Event 34 Boys 13 & Under 300 LC Metre Freestyle Relay

To start at 4.55pm

GPS Record: 2:49.23 7/03/2014 BBC, BBC

Lane Team Time

Lane	Team	Time
1	THE SOUTHPORT SCHOOL	_____
	1) B A Campbell 13                    2) H W Ward 13	
	3) A M Hancock 13                    4) T Woo 13	
	5) W O Thilwind 13                    6) B K Mercer 13	
2	GREGORY TERRACE	_____
	1) F Wilson 12                         2) X Moloney 13	
	3) C Haywood-North 13               4) B Jackson 13	
	5) O Koce 13                            6) W Voltz 13	
3	BRISBANE STATE HIGH SCHOOL	_____
	1) A Lu 13                                2) J Deans 13	
	3) M Zaicek 13                         4) J Ellis 13	
	5) L Robertson 13                    6) J Bartlett 13	
4	IPSWICH GRAMMAR SCHOOL	_____
	1) S K Souter 13                        2) K M Harrison 13	
	3) M F Sturges 13                      4) C J Baxter 13	
	5) A T Conn 12 6) N H Kendall 12	
5	ANGLICAN CHURCH GRAMMAR SCHOOL	_____
	1) L Swift 13                            2) J Basham 13	
	3) H Sheahan 13                        4) L Hobbes 13	
	5) W Cockle 13                        6) T Raspotnik 13	
6	ST JOSEPH'S NUDGEE COLLEGE	_____
	1) P Wells 13                            2) L B Darbyshire-Roberts 13	
	3) P C Dallimore 13                    4) J L Maconochie 13	
	5) M A Webber 13                      6) H A Irvine 13	
7	TOOWOOMBA GRAMMAR SCHOOL	_____
	1) R Brown 13                          2) B Dight 13	
	3) G Morse 13                          4) R Teahan 13	
	5) N Beci 13                             6) J Johnston 13	
8	BRISBANE BOYS' COLLEGE	_____
	1) J Gersekowski 13                    2) I Jennings 13	
	3) J E Turnbull 13                      4) L H Tucker 13	
	5) J Bellette 13                         6) L McGowan 13	
9	BRISBANE GRAMMAR SCHOOL	_____
	1) S Mellick 13                         2) H Steindl 12	
	3) P Holmes 13                         4) G Sayer 13	
	5) L Mackay 13                         6) M Wishart 13	

# GPS SWIMMING START LIST

## 13 Years & Under - Open

### Event 35 Boys 14 & Under 200 LC Metre Medley Relay

To start at 5.00pm

GPS Record: 1:58.64 2/03/2012 TGS, TGS

B McCarthy, P McNab, B Oates, C Carswell

Lane	Team	Time
1	<b>THE SOUTHPORT SCHOOL</b>	_____
	1) J E Leaver 14                      2) N J Bowen 14	
	3) N O Robinson 14                  4) H Houlahan 14	
2	<b>GREGORY TERRACE</b>	_____
	1) T Siao 14                              2) P Denholm 14	
	3) T Suttie 14                            4) N Langford 14	
3	<b>BRISBANE STATE HIGH SCHOOL</b>	_____
	1) J Bayliss 14                          2) B Lello 14	
	3) A Fahey 14                            4) C Behr 14	
4	<b>IPSWICH GRAMMAR SCHOOL</b>	_____
	1) N J Wright 14                        2) S X Carvolth 14	
	3) J K Blauw 14                         4) L H Donnelly 14	
5	<b>ANGLICAN CHURCH GRAMMAR SCHOOL</b>	_____
	1) K Taylor 14                            2) J Boreham 14	
	3) L Brackenrig 14                      4) A Williams 14	
6	<b>ST JOSEPH'S NUDGEES COLLEGE</b>	_____
	1) N J Nelson 14                        2) J J Manson 14	
	3) J W Born 14                            4) R D Granger 14	
7	<b>TOOWOOMBA GRAMMAR SCHOOL</b>	_____
	1) G Tighe 14                              2) C Schoorl 14	
	3) A Campbell 14                        4) E Lane 14	
8	<b>BRISBANE BOYS' COLLEGE</b>	_____
	1) K Belcher 14                          2) P Traynor 14	
	3) B Belcher 14                          4) J Kininmonth 14	
9	<b>BRISBANE GRAMMAR SCHOOL</b>	_____
	1) A Fenton 14                            2) H Goodwin 14	
	3) G Whittome 14                        4) R Holliday 14	

### Event 36 Boys 14 & Under 300 LC Metre Freestyle Relay

To start at 5.05pm

GPS Record: 2:38.92 6/03/2015 BBC, BBC

Lane	Team	Time
1	<b>THE SOUTHPORT SCHOOL</b>	_____
	1) B M Reilly 14                      2) E Mitchell 14	
	3) G R Pauga 14                        4) J B Coffey 14	
	5) J B Donovan 14                      6) N A Baltus 14	
2	<b>GREGORY TERRACE</b>	_____
	1) G Williamson 14                      2) W Bradley 14	
	3) J Cois 14                                4) T Sheehan 14	
	5) P Huey 14                              6) M Mitchell 14	
3	<b>BRISBANE STATE HIGH SCHOOL</b>	_____
	1) J Herman 14                          2) A Wilson 14	
	3) J Chang 14                            4) Y Seki 14	
	5) M Hepperlin 14                        6) J Waldie 14	
4	<b>IPSWICH GRAMMAR SCHOOL</b>	_____
	1) N T Knight 14                        2) T L Cornthwaite 14	
	3) J G Savage 14                        4) J P Partridge 14	
	5) O C Arbuckle 14                      6) A J Barraclough 14	
5	<b>ANGLICAN CHURCH GRAMMAR SCHOOL</b>	_____
	1) A Sacranie 14                        2) B Russell 14	
	3) E Croxford 14                        4) T Rissman 14	
	5) J MacPherson 14                      6) T Cameron 14	
6	<b>ST JOSEPH'S NUDGEES COLLEGE</b>	_____
	1) T E Raymond 14                      2) J C Weingarh 14	
	3) T R O'Keefe 14                        4) D A Cabot 14	
	5) L M Azzopardi 14                      6) D B Andrea 14	
7	<b>TOOWOOMBA GRAMMAR SCHOOL</b>	_____
	1) D Jakins 14                            2) B Moore 14	
	3) R Gill 14                                4) O Schubert 14	
	5) H Reardon 14                        6) S Anderson 14	
8	<b>BRISBANE BOYS' COLLEGE</b>	_____
	1) K Jennison 14                        2) C Beard 14	
	3) O Vella 14                              4) A Buckingham 14	
	5) L Lennon 14                          6) N Munro 14	
9	<b>BRISBANE GRAMMAR SCHOOL</b>	_____
	1) H Pyne 14                              2) H Sommerville 14	
	3) G Rimmington 14                      4) F Boorer 14	
	5) D Chiang 14                            6) W Staib 14	



# GPS SWIMMING START LIST

## 13 Years & Under - Open

### Event 37 Boys 15 & Under 200 LC Metre Medley Relay

To start at 5.10pm

GPS Record: 1:54.27 4/03/2011 NC, NC

D Oliver, J O'Hanlon, J Whenuaroa, I Freeman

Lane	Team	Time
1	THE SOUTHPORT SCHOOL	_____
	1) J F Ware 15                      2) J J Nield 15	
	3) S D Smith 15                    4) J W Devlin 15	
2	GREGORY TERRACE	_____
	1) T Neill 15                        2) L Bell 15	
	3) S Voltz 15                        4) H McKeering 15	
3	BRISBANE STATE HIGH SCHOOL	_____
	1) F Mulcahy 15                    2) D Donskoi 15	
	3) A Kim 15                         4) A Gigovic 15	
4	IPSWICH GRAMMAR SCHOOL	_____
	1) S P McPhail 15                 2) J R Allum 15	
	3) S D Porter 15                    4) J D Campbell 15	
5	ANGLICAN CHURCH GRAMMAR SCHOOL	_____
	1) H Cooney 15                    2) H Mayo 15	
	3) J Bible 15                        4) H Swift 15	
6	ST JOSEPH'S NUDGEE COLLEGE	_____
	1) A J Tudman 15                  2) P C Cabot 15	
	3) B P Rohan 15                    4) B J McMillan 15	
7	TOOWOOMBA GRAMMAR SCHOOL	_____
	1) S Reed 15                        2) M Harrison 15	
	3) C Bridgeman 15                4) B Skeates 15	
8	BRISBANE BOYS' COLLEGE	_____
	1) A Zhu 15                         2) M Rutley 15	
	3) R Wells 15                       4) T Kim 15	
9	BRISBANE GRAMMAR SCHOOL	_____
	1) T Crossley 15                  2) T Rimmington 15	
	3) M Giles 15                       4) L Graham 15	

### Event 38 Boys 15 & Under 300 LC Metre Freestyle Relay

To start at 5.15pm

GPS Record: 2:33.41 9/03/2007 BGS, BGS

Lane	Team	Time
1	THE SOUTHPORT SCHOOL	_____
	1) K L Skipps 15                    2) J Sergis 15	
	3) Z Joyce 15                        4) W J Taylor 15	
	5) K Kanemura 15                 6) R J King 15	
2	GREGORY TERRACE	_____
	1) M Lillicrap 15                  2) A Macuga 15	
	3) E Musgrave 15                 4) S Dutton 15	
	5) R Capstick 15                 6) J Woodward 15	
3	BRISBANE STATE HIGH SCHOOL	_____
	1) J Lancaster 15                 2) N Bright 15	
	3) A Watson 15                    4) D Galvin 15	
	5) R Ting 15                        6) I Willmington 15	
4	IPSWICH GRAMMAR SCHOOL	_____
	1) G T Wolvetang 15              2) C K Krause 15	
	3) J W Supple 15                  4) A J Gough 15	
	5) C J Vellacott 15                6) A J Cusworth 15	
5	ANGLICAN CHURCH GRAMMAR SCHOOL	_____
	1) T Carrick 15                    2) F MacPherson 15	
	3) F Holmes 15                    4) H Steel 15	
	5) O Henzell 15                    6) W Tasker 15	
6	ST JOSEPH'S NUDGEE COLLEGE	_____
	1) J H Krayem 15                  2) J A Tomlinson 15	
	3) P M Long 15                    4) O P Horwood 15	
	5) Z L Kirk 15                     6) K S Smith 15	
7	TOOWOOMBA GRAMMAR SCHOOL	_____
	1) N Shannon 15                  2) N Cave 15	
	3) D Geldenhuys 15              4) L Litzow 15	
	5) W Purcell 15                    6) C Coote 15	
8	BRISBANE BOYS' COLLEGE	_____
	1) J T Elabbasi 15                 2) J Ryan 15	
	3) S R Gallagher 15              4) J Pratt 15	
	5) T Campbell 15                 6) G Neame 15	
9	BRISBANE GRAMMAR SCHOOL	_____
	1) S Atherton 15                 2) N Rosemann 15	
	3) H Sirett 15                      4) E Shafferman 15	
	5) J Spencer 15                    6) C Stoneley 15	

# GPS SWIMMING START LIST

## 13 Years & Under - Open

### Event 39 Boys 16 & Under 200 LC Metre Medley Relay

Start at 5.20pm

GPS Record: 1:51.61 8/03/2013 TSS, TSS

J Kersten, G Bell, D Richardson, B Heiniger

Lane	Team	Time
1	<b>THE SOUTHPORT SCHOOL</b>	_____
	1) Z A Maher 16                      2) W J Riches 16	
	3) S P Arthur 16                      4) L C Parrish 16	
2	<b>GREGORY TERRACE</b>	_____
	1) H Kinugawa 16                      2) S Smeaton 16	
	3) O Milne 16                          4) H McDonald 16	
3	<b>BRISBANE STATE HIGH SCHOOL</b>	_____
	1) O Boucher 16                      2) W Chan 15	
	3) C Mitchell 16                      4) L Harris 16	
4	<b>IPSWICH GRAMMAR SCHOOL</b>	_____
	1) K R Welfare 16                      2) R C Gordon 16	
	3) K R Burton 16                      4) C G Gough 16	
5	<b>ANGLICAN CHURCH GRAMMAR SCHOOL</b>	_____
	1) L Sheffield 16                      2) J Abeya 16	
	3) C Smith 16                          4) J Taylor 16	
6	<b>ST JOSEPH'S NUDGEES COLLEGE</b>	_____
	1) H Cotter 16                          2) L J Gilbert 15	
	3) C L Sanders 16                      4) J C Cameron 16	
7	<b>TOOWOOMBA GRAMMAR SCHOOL</b>	_____
	1) L Constable 16                      2) E McLean 16	
	3) J Sargood 16                        4) J Ridley 16	
8	<b>BRISBANE BOYS' COLLEGE</b>	_____
	1) N Murchison 16                      2) J Brouwers 16	
	3) L Allen 16                            4) O Q Finlay 16	
9	<b>BRISBANE GRAMMAR SCHOOL</b>	_____
	1) M Jones 16                          2) T Eccleston 16	
	3) G Christie 16                        4) M Adi 16	

### Event 40 Boys 16 & Under 300 LC Metre Freestyle Relay

To start at 5.25pm

GPS Record: 2:30.99 7/03/2008 BGS, BGS

Lane	Team	Time
1	<b>THE SOUTHPORT SCHOOL</b>	_____
	1) W Blyth 16                            2) G B Orsmond 16	
	3) D S Reilly 16                        4) W A Statham 16	
	5) H French 16                          6) G W Nield 16	
2	<b>GREGORY TERRACE</b>	_____
	1) M Gould 15                            2) C Williamson 16	
	3) M Bennett 16                        4) J Fredericks 16	
	5) K du Plessis 16                      6) T Dearlove 16	
3	<b>BRISBANE STATE HIGH SCHOOL</b>	_____
	1) D Wang 16                            2) B Denning 16	
	3) B Myers 16                            4) L Waldie 16	
	5) T Walter 16                            6) T Gade 15	
4	<b>IPSWICH GRAMMAR SCHOOL</b>	_____
	1) W F Smith 16                        2) C R Bilzon 16	
	3) L P Best 16                            4) A B Duce 16	
	5) T P Patridge 16                      6) H C Fisher 16	
5	<b>ANGLICAN CHURCH GRAMMAR SCHOOL</b>	_____
	1) D J Orchard 16                        2) T Culleton 16	
	3) J Synnott 16                         4) N Rashford 16	
	5) D Morgan 16                         6) B Carrick 16	
6	<b>ST JOSEPH'S NUDGEES COLLEGE</b>	_____
	1) A L Preval 16                         2) J T Flook 16	
	3) R L Pasitua 16                        4) D L Schostakowski 16	
	5) H M Reppel 16                        6) E E Irvine 16	
7	<b>TOOWOOMBA GRAMMAR SCHOOL</b>	_____
	1) C Lyons 16                            2) J Free 16	
	3) C Johnston 16                        4) L Johnston 16	
	5) M Bourke 16                         6) W Harnsworth 16	
8	<b>BRISBANE BOYS' COLLEGE</b>	_____
	1) J Gallagher 16                        2) J Somerville 16	
	3) S Kovac 16                            4) O Mitchell 16	
	5) H Briggs 16                            6) L Byrne 16	
9	<b>BRISBANE GRAMMAR SCHOOL</b>	_____
	1) A Grant 16                            2) G Stewart 16	
	3) G Lamarre                            16 4) W Su 16	
	5) J Trappett 16                         6) J Siganto 16	

# GPS SWIMMING START LIST

## 13 Years & Under - Open

### Event 41 Boys 200 LC Metre Medley Relay

To start at 5.30pm

GPS Record: 1:45.71 6/03/2015 TSS, TSS

J Kersten, G Bell, D Richardson, J Neilsen

Lane	Team	Time
1	<b>THE SOUTHPORT SCHOOL</b>	_____
	1) C W O'Neill 17                      2) J T Rutherford 17	
	3) M J Osborn 17                      4) F M Baildon 17	
2	<b>GREGORY TERRACE</b>	_____
	1) J Brown 17                              2) D Bell 18	
	3) J Kefu 17                                4) O Lawson 17	
3	<b>BRISBANE STATE HIGH SCHOOL</b>	_____
	1) L Haddock 17                        2) D Wang 17	
	3) A Nguyen 17                          4) J Currie 17	
4	<b>IPSWICH GRAMMAR SCHOOL</b>	_____
	1) L J Burdett 17                        2) R C Maskelyne 18	
	3) J G Runnegar 17                      4) J Busch 17	
5	<b>ANGLICAN CHURCH GRAMMAR SCHOOL</b>	_____
	1) H Abeya 18                            2) Z Stubblety-Cook 18	
	3) D Pool 18                              4) M McGregor 18	
6	<b>ST JOSEPH'S NUDGEES COLLEGE</b>	_____
	1) T S Robson 17                        2) H P Smith 17	
	3) T T Sykes` 17                        4) T S Krause 17	
7	<b>TOOWOOMBA GRAMMAR SCHOOL</b>	_____
	1) D Stevens 18                        2) J Smith 17	
	3) F Stewart 17                         4) S Geldenhuys 17	
8	<b>BRISBANE BOYS' COLLEGE</b>	_____
	1) M Barnes 17                          2) W Finlay 17	
	3) O Quinn 17                          4) X Fletcher 17	
9	<b>BRISBANE GRAMMAR SCHOOL</b>	_____
	1) C Ormrod 18                         2) J Hardess 16	
	3) J Jackson 17                         4) Y Chan 17	

### Event 42 Boys 300 LC Metre Freestyle Relay

To start at 5.35pm

GPS Record: 2:25.80 6/03/2009 BGS, BGS

Lane	Team	Time
1	<b>THE SOUTHPORT SCHOOL</b>	_____
	1) A Tsebelis 17                      2) E D Cole 18	
	3) K J Lowe 17                        4) K M Barry 18	
	5) O H Smith 17                      6) D R Boon-Tenet 17	
2	<b>GREGORY TERRACE</b>	_____
	1) T Kerby 17                            2) N Egan 17	
	3) W Boulton 17                        4) D Lincoln 18	
	5) R Townsend 17                      6) J Ruff 17	
3	<b>BRISBANE STATE HIGH SCHOOL</b>	_____
	1) D Ashcroft 17                        2) C Williams 17	
	3) T Jackson 17                        4) C Oslington-Elliott 17	
	5) L Turner 17                          6) J Herman 18	
4	<b>IPSWICH GRAMMAR SCHOOL</b>	_____
	1) M J Campbell 17                      2) J T Donaldson 17	
	3) L B Danaher 17                      4) D P Johnston 17	
	5) F M Ford 17                         6) B G Cawood 18	
5	<b>ANGLICAN CHURCH GRAMMAR SCHOOL</b>	_____
	1) W Harris 17                          2) J Hall 17	
	3) M Binks 17                          4) N Drobetz 17	
	5) Q Rashford 17                        6) L E Cescotto 17	
6	<b>ST JOSEPH'S NUDGEES COLLEGE</b>	_____
	1) S A Coombes 17                        2) L T Gough 17	
	3) T McAlpine 17                        4) R D Frazer 17	
	5) W M Martin 17                        6) W M Ellis 17	
7	<b>TOOWOOMBA GRAMMAR SCHOOL</b>	_____
	1) T Wilson 17                         2) S Harvey-Walker 17	
	3) S Reddan 17                         4) E Rattray 17	
	5) Z Templeton 18                      6) J Buk 18	
8	<b>BRISBANE BOYS' COLLEGE</b>	_____
	1) M Patullo 18                         2) Z Nicol 17	
	3) L Trew 17                            4) W Downes 17	
	5) L Kalate 17                         6) B Carlyon 17	
9	<b>BRISBANE GRAMMAR SCHOOL</b>	_____
	1) J Winning 17                         2) T Morgan 17	
	3) N Siganto 17                         4) B Wang 17	
	5) E van der Westhuize 18 6) M Wilkey 18	

# CHAMPION SCHOOL

## 13 Years & Under - Open

### SCORING SHEET

EVENT	AGE GROUP	DIV	LANE 1 TSS	LANE 2 GT	LANE 3 BSHS	LANE 4 IGS	LANE 5 ACGS	LANE 6 NC	LANE 7 TGS	LANE 8 BBC	LANE 9 BGS	TIME
400m Freestyle	All Age											
200m Ind. Medley	All Age											
50m Freestyle	13 Yrs & U											
50m Freestyle	14 Yrs & U											
50m Freestyle	15 Yrs & U											
50m Freestyle	16 Yrs & U											
50m Freestyle	Open											
50m Backstroke	13 Yrs & U											
50m Backstroke	14 Yrs & U											
50m Backstroke	15 Yrs & U											
50m Backstroke	16 Yrs & U											
100m Backstroke	Open											
100m Freestyle	13 Yrs & U											
100m Freestyle	14 Yrs & U											
100m Freestyle	15 Yrs & U											
100m Freestyle	16 Yrs & U											
100m Freestyle	Open											
50m Breaststroke	13 Yrs & U											
50m Breaststroke	14 Yrs & U											
50m Breaststroke	15 Yrs & U											
50m Breaststroke	16 Yrs & U											
100m Breaststroke	Open											
50m Butterfly	13 Yrs & U											
50m Butterfly	14 Yrs & U											
50m Butterfly	15 Yrs & U											
50m Butterfly	16 Yrs & U											
100m Butterfly	Open											
200m Freestyle	13 Yrs & U											
200m Freestyle	14 Yrs & U											
200m Freestyle	15 Yrs & U											
200m Freestyle	16 Yrs & U											
200m Freestyle	Open											
Medley Relay	13 Yrs & U											
300m Freestyle Relay	13 Yrs & U											
Medley Relay	14 Yrs & U											
300m Freestyle Relay	14 Yrs & U											
Medley Relay	15 Yrs & U											
300m Freestyle Relay	15 Yrs & U											
Medley Relay	16 Yrs & U											
300m Freestyle Relay	16 Yrs & U											
Medley Relay	Open											
300m Freestyle Relay	Open											

POINTS - Individual Events and Relays 10, 8, 7, 6, 5, 4, 3, 2, 1

# CHAMPION SCHOOLS - SWIMMING

## FIRST THREE SCHOOLS

1918	Gregory Terrace	1980	Brisbane State High School, Brisbane Grammar School, Gregory Terrace
1919	Gregory Terrace	1981	Brisbane State High School, Brisbane Grammar School, Gregory Terrace
1920	Brisbane Grammar School	1982	Brisbane State High School, Gregory Terrace, Brisbane Grammar School
1921	Gregory Terrace	1983	Brisbane State High School, Gregory Terrace, Brisbane Grammar School
1922	The Southport School	1984	Brisbane State High School, Church of England Grammar School, Brisbane Grammar School
1923	Nudgee College	1985	Brisbane State High School, Gregory Terrace, Brisbane Grammar School
1924	Brisbane Grammar School	1986	Brisbane State High School, Gregory Terrace, Brisbane Grammar School
1925	Brisbane Grammar School	1987	Gregory Terrace, Brisbane State High School, Brisbane Grammar School
1926	Brisbane Grammar School	1988	Gregory Terrace, Brisbane Grammar School, Brisbane State High School
1927	Brisbane Grammar School	1989	Gregory Terrace, Brisbane State High School, Brisbane Grammar School
1928	Brisbane Grammar School	1990	Gregory Terrace, Brisbane State High School, Anglican Church Grammar School
1929	Brisbane Grammar School	1991	Gregory Terrace, Brisbane Grammar School, Anglican Church Grammar School
1930	Church of England Grammar School	1992	Nudgee College, Brisbane State High School, Anglican Church Grammar School
1931	Brisbane Grammar School	1993	Nudgee College, Brisbane State High School, Anglican Church Grammar School
1932	No Competition	1994	Nudgee College, Brisbane Grammar School, Gregory Terrace
1933	Brisbane State High School	1995	Nudgee College, Anglican Church Grammar School, Gregory Terrace
1934	Brisbane Grammar School	1996	Nudgee College, Gregory Terrace, Brisbane Grammar School
1935	Toowoomba Grammar School	1997	Nudgee College, Brisbane Grammar School, Gregory Terrace
1936	Brisbane Grammar School	1998	Nudgee College, The Southport School, Brisbane Grammar School
1937	Church of England Grammar School	1999	Nudgee College, Brisbane Boys' College, Brisbane Grammar School
1938	No Competition	2000	Nudgee College, Brisbane Grammar School, Gregory Terrace
1939	Church of England Grammar School	2001	Nudgee College, Brisbane Grammar School, Gregory Terrace
1940	Church of England Grammar School	2002	Nudgee College, Brisbane Grammar School, Ipswich Grammar School
1941	Church of England Grammar School	2003	Nudgee College, Ipswich Grammar School, The Southport School
1942	No Competition	2004	The Southport School, Nudgee College, Ipswich Grammar School
1943	Church of England Grammar School	2005	The Southport School, Nudgee College, Brisbane Grammar School
1944	Church of England Grammar School	2006	Nudgee College, The Southport School, Gregory Terrace
1945	Church of England Grammar School	2007	The Southport School, Nudgee College, Gregory Terrace
1946	Church of England Grammar School	2008	The Southport School, Nudgee College, Anglican Church Grammar School
1947	Church of England Grammar School	2009	Nudgee College, The Southport School, Brisbane Grammar School
1948	Church of England Grammar School	2010	Nudgee College, Brisbane Grammar School, The Southport School
1949	Church of England Grammar School, Gregory Terrace	2011	Nudgee College, Anglican Church Grammar School, The Southport School
1950	Church of England Grammar School	2012	Nudgee College, The Southport School, Brisbane Grammar School
1951	No Competition	2013	The Southport School, Nudgee College, Toowoomba Grammar School
1952	Gregory Terrace	2014	(Y8-12) Anglican Church Grammar School, The Southport School, Brisbane Boys' College
1953	Gregory Terrace, Brisbane Boys' College, Church of England Grammar School	2015	(13 Yrs & U - Open) The Southport School, Brisbane Grammar School, Brisbane Boys' College
1954	Gregory Terrace & Nudgee College (Tie first), Church of England Grammar School	2016	(13 Yrs & U - Open) The Southport School, Brisbane Grammar School, Brisbane Boys' College
1955	Gregory Terrace, Church of England Grammar School, Nudgee College		
1956	Church of England Grammar School		
1957	Gregory Terrace		
1958	Gregory Terrace		
1959	Gregory Terrace		
1960	Church of England Grammar School, Gregory Terrace, Nudgee College		
1961	Church of England Grammar School, Brisbane Grammar School, The Southport School		
1962	Church of England Grammar School, Gregory Terrace, Brisbane Grammar School		
1963	Church of England Grammar School, Brisbane Grammar School, Gregory Terrace		
1964	Church of England Grammar School, Nudgee College, Brisbane State High School		
1965	Church of England Grammar School, Gregory Terrace, Brisbane State High School		
1966	No Competition		
1967	No Competition		
1968	Brisbane State High School, Gregory Terrace, Church of England Grammar School		
1969	Brisbane State High School, Church of England Grammar School, Brisbane Grammar School		
1970	Gregory Terrace, Brisbane State High School, Brisbane Grammar School		
1971	Brisbane Grammar School, Gregory Terrace, Brisbane State High School		
1972	Brisbane Grammar School, Gregory Terrace, Church of England Grammar School		
1973	Brisbane Grammar School, Church of England Grammar School, Gregory Terrace		
1974	Brisbane Grammar School, Gregory Terrace, Church of England Grammar School		
1975	Brisbane Grammar School, Brisbane State High School, Church of England Grammar School		
1976	Brisbane Grammar School, Brisbane State High School, Church of England Grammar School		
1977	Brisbane Grammar School, Brisbane State High School, Ipswich Grammar School		
1978	Brisbane State High School, Brisbane Grammar School, Gregory Terrace		
1979	Brisbane State High School, Brisbane Grammar School, The Southport School		

### JUNIOR GPS INTRODUCED IN 2014

2014	(Y5-7) Anglican Church Grammar School, The Southport School, Brisbane Grammar School
2015	(10Yrs & U - 12 Yrs & U) Anglican Church Grammar School, The Southport School, Brisbane Grammar School
2016	(10Yrs & U - 12 Yrs & U) The Southport School, Brisbane Grammar School, Brisbane Boys' College

•No records of minor placings – 1948 and prior, 1950, 1952, 1956 – 1959.



# GPS SWIMMING - HISTORY OF RESULTS

## 13 Years & Under - Open

Note: No competition held in 1938, 1942, 1951, 1966, 1967. Current Record Holder = ®

### 400 Metre Freestyle - Open

Date	First	Second	Third	Fourth	Fifth	Time
1928-	B. Butcher (TSS)	K. Sylow (BGS)	W. Harding (IGS)			6.52
1929-	J. Cran (TSS)	R. Spencer (GT)	R. Fraser (CEGS)			6.29 1/5
1930-	R. Canham (CEGS)	N. Wnght (TGS)	J. Crombie (TSS)			6.12 4/5
1931-	R. Spencer (GT)	C. Harland (BGS)	J. Crombie (TSS)			6.21
1933-	T. Long (BSHS)	K. McAlpine (TGS)	T. Barbat (BGS)			5.53 1/5
1934-	W. Watts (BBC)	O.W. Salkeld (BGS)	J. Elliot (BSHS)			6.21 4/5
1935-	J.A. Hayes (BGS)	B. Mulcahy (GT)	E. Muller (TGS)			6.27
1936-	B. Muicaby (GT)	M. Gallagher (NC)	D. Bell (BGS)	F. Hughes (TSS)	D. Ryder (CEGS)	6.2 2/5
1937-	W. Moreton (TGS)	R. Cilento (CEGS)	H. Mitchell (BGS)	E. Johnstone (NC)	E. Molle (TSS)	6.17
1938-	No Competition					
1939-	J. Mactaggart (CEGS)	E.J. Molle (TSS)	B. Keefle (NC)	R.H. Coates (BBC)	G.W. Volter (GT)	5.35 4/5
1940-	R.A. McGregor (CEGS)	J.A. Bell (TSS)	T. Griffiths (TGS)	A. Hodel (NC)	R.J. Grant (GT)	6.5 1/5
1941-	A. Davidson (CEGS)	J.A. Bell (TSS)	A. Hodel (NC)	R.G. Mitchell (BGS)	J. Parkinson (TGS)	5.49 4/5
1943-	P. Mactaggart (CEGS)	C.A. Hoey (BBC)	R. Fogarty (TGS)	G.M. Pringle (IGS)		6.0
1944-	C.A. Hoey (BBC)	A.I. Wright (CEGS)	B. Hall (NC)	G.B. Schooley (TSS)	F.W. Heron (BGS)	6.10 2/5
1945-	J. Falconer (CEGS)	F. Gardiner (BGS)	J. Card (TGS)	C.L. Cilento (BBC)	J.N. Graham (GT)	5.59 4/5
1946-	J. Falconer (CEGS)	W. Hanrick (TSS)	A.F. Hodgson (GT)	D. McAuliffe (NC)	W.R. Dowd (BBC)	6.10 3/10
1947-	R.C. Rogers (CEGS)	T. Eady (TSS)	D. Michael (BSHS)	A.F. Hodgson (GT)	R. Colbert (TGS)	5.43 1/2
1948-	R.C. Rogers (CEGS)	T. Eady (TSS)	R. Hogarth (BSHS)	M. Trennery (TGS)	L.A. Eady (BGS)	5.43 3/10
1949-	P.I. Womham (CEGS)	N.R. Smith (BBC)	R. Hogarth (BSHS)	M. Trennery (TGS)	J. Boast (BGS)	5.42 4/5
1950-	P.I. Womham (CEGS)	N.R. Smith (BBC)	B.A. Hickey (GT)	V.A. Doig (BGS)	D. Owens (NC)	5.44 8/10
1952-	C.J. Weld (GT)	B. Griffiths (CEGS)	B. Cariton-Smith (NC)	E.G. Groom (BBC)	Kingston (TSS)	5.34 2/10
1953-	C.J. Weld (GT)	E. Groom (BBC)	D. Conners (CEGS)	J. McCarthy (NC)	G. Quinn (BGS)	5.20 6/10
1954-	N.M. Cooke (GT)	D. Conners (CEGS)	D.E. Palm (BBC)	A. Sharpe (IGS)	G. Quinn (BGS)	5.25 1/10
1955-	P. Andersen (GT)	T.C. Cichero (BGS)	M. Barwick (NC)	T. Delugar (BBC)	J.W. Hanley (CEGS)	5.6 9/10
1956-	T.C. Cichero (BGS)	R. Murray (GT)	J. McLeod (CEGS)	M. Barwick (NC)	R. Meyers (BBC)	5.103/5
1957-	P. Andersen (GT)	J.C. McLeod (CEGS)	M. Barwick (NC)	D. McCarthy (BBC)	P.R. Beal (BGS)	5.3
1958-	J. Dunsdon (GT)	K. Fredericks (NC)	P.C. Wippell (CEGS)	D. McCarthy (BBC)	N. Potts (BGS)	4.57 3/5
1959-	J.T. Dunsdon (GT)	K. Fredericks (NC)	G. Wainwright (BGS)	E. Graham (BBC)	P. Wippell (CEGS)	4.53 1/5
1960-	N.W. Reynolds (CEGS)	H. Orth (TGS)	J. Fingleton (GT)	R. McMahon (NC)	R. Beaver (BGS)	4.45 1/2
1961-	H. Orth (IGS)	C. Leagh-Murray (BGS)	B. Munro (CEGS)	A. Long (TSS)	G. Banks (TGS)	4.55 7/10
1962-	N.W. Reynolds (CEGS)	R. Simpson (BSHS)	M. Hay (TGS)	R. Fingleton (GT)	W. Bligh (TSS)	4.56 1/5
1963-	N.W. Reynolds (CEGS)	R. Simpson (BSHS)	H. Robertson (TSS)	D. Milburn (GT)	J.A. Thorpe (BGS)	4:50
1964-	P.J. Lacey (CEGS)	G. Rayner (BSHS)	J.E. Frayne (NC)	H. Robertson (TSS)	J.C. Dixon (IGS)	4:54.7
1965-	G. Rayner (BSHS)	R.N. Sweetman (CEGS)	R. Baumann (BGS)	J. Dixon (IGS)	T.A. Lipscomb (NC)	4:53.7
1968-	G. Feuerriegel (BSHS)	G.E. Short (BGS)	D.M. Rylance (BBC)	D.G. Goodchild (CEGS)	P.W. Morrow (TGS)	4:39.2
1969-	G. Brough (TSS)	G. Short (BGS)	N. Proctor (GT)	D. Rylance (BBC)	P. Newbold (BSHS)	4:34.1
1970-	P. Glasziow (BSHS)	R. Hutton (BGS)	N. Proctor (GT)	A.Shean (GT)	R. Frail (TSS)	4:29.9
1971-	J. Van Opendenbosch (GT)	P. Glasziow (BSHS)	R. Hutton (BGS)	G.R. Langdon (BBC)	I.W. McAlister (CEGS)	4:27.4
1972-	J. Van Opendenbosch (GT)	N.W. Martin (BGS)	S. Smith (BSHS)	R. Lalor (NC)	P. Reaburn (TSS)	4:23.2
1973-	J. Van Opendenbosch (GT)	C. Crozier (BSHS)	C. Webb (BGS)	R. McPaul (CEGS)	W. Barrett (TGS)	4:20
1974-	T. Monroe (BSHS)	R. Raeburn (TSS)	M. Gosney (CEGS)	R. McGregor (BGS)	C. Green (BBC)	4:41
1975-	R. Jones (GT)	M. Steel (BSHS)	R. McGregor (BGS)	N.M. Kemp (CEGS)	C.D. Going (BBC)	4:35.8
1976-	S. Harris (BSHS)	R. Thams (BGS)	C.D. Seawright (TGS)	S.R. Barber (TSS)	A. Eisentrager (GT)	4:24.4
1977-	D.J. Atkins (BSHS)	G.A. Byram (CEGS)	G. Bendeich (BGS)	C.D. Seawright (TGS)	C. Johnson (GT)	4:39
1978-	L.P. Hogg (BSHS)	A. Sambrook (BGS)	R. Morrison (GT)	A. Byram (CEGS)	J.W. Ardron (IGS)	4:24.4
1979-	R. Clarke (BSHS)	A. Sambrook (BGS)	J. Ardron (IGS)	P. Duncan (NC)	L.C. Muir (TSS)	4:16.07
1980-	L.P. Hogg (BSHS)	A. Sambrook (BGS)	A.M. MacLachlan (TSS)	A.G. Lee (CEGS)	J.W. Ardron (IGS)	4:16.6
1981-	A.M. Wilson (BSHS)	A.M. MacLachlan (TSS)	G.J. Trotman (NC)	C.G. Chapman (BGS)	J.W. Ardron (IGS)	4:13.63
1982-	H. Steel (BSHS)	A.M. MacLachlan (TSS)	B. Mulvihill (GT)	S. Chapman (BGS)	A. Woodward (NC)	4:11.52
1983-	J.W. Lemberg (BSHS)	J.R. Plummer (IGS)	A.J. Smith (BGS)	A.G. Woods (BBC)	X.F. Clarke (GT)	4:05.01
1984-	J.M. Brennan (BBC)	J.R. Plummer (IGS)	C.A. Forster (BSHS)	X. F. Clarke (GT)	D.A. Wiltshire (BGS)	4:16.69
1985-	J.M. Brennan (BBC)	M.J. Mooney (IGS)	X.F. Clarke (GT)	A.I. Cribb (BGS)	E.D. Barry (ACGS)	4:09.24
1986-	C.A. Logan (BSHS)	P.L. Quinn (GT)	A.I. Cribb (BGS)	E.D. Barry (ACGS)	F.H. Bentley (BBC)	4:05.31
1987-	C.A. Logan (BSHS)	P.L. Quinn (GT)	T. Cronshaw (BGS)	E.D. Barry (ACGS)	F.H. Bentley (BBC)	4:06.47
1988-	K.J. Perkins (BBC)	M.K. Fredencks (GT)	M. Gallen (NC)	K.D. Eldridge (ACGS)	S.W. Jacobsen (BSHS)	4:14.79
1989-	K.J. Perkins (BBC)	C.C. Hackek (TSS)	K.D. Eldridge (ACGS)	R.K. Lyndon (GT)	J.S. Winter (BGS)	4:04.39
1990-	K.D. Eldridge (ACGS)	K.J. Perkins (BBC)	R.K. Lyndon (GT)	T.W. Penrose (TSS)	D.R. Bitmead (IGS)	4:05.16
1991-	K. Perkins (BBC)	K.D. Eldridge (ACGS)	M.J. Stewart (GT)	H.M. Collie (BSHS)	T.S. Carroll (NC)	3:51.94 ®
1992-	K. Herrod (BSHS)	M.J. Stewart (GT)	S. Nash (NC)	L.M. Richmond (ACGS)	B. Dixon (TSS)	4:11.58
1993-	L.M. Richmond (ACGS)	S.C. Kennedy (NC)	R.W. Stokes (BBC)	R.J. Gibson (GT)	B. Dixon (TSS)	4:11.78
1994-	L.M. Richmond (ACGS)	S.C. Kennedy (NC)	W.B. Guthrie (GT)	R.W. Stokes (BBC)	S.M. Nothing (BGS)	4:09.17
1995-	L.M. Richmond (ACGS)	W.B. Guthrie (GT)	M.G. Sara (BBC)	P.D. Brosgraph (NC)	S.M. Nothing (BGS)	4:04.49
1996-	L.M. Richmond (ACGS)	J.B. Santacaterina (NC)	W.B. Guthrie (GT)	M.D.S. Thomas (TSS)	D. Holcombe (BSHS)	4:00.92
1997-	R. Brosgraph (GT)	R.D. Faulkner (TSS)	J.V. Santacaterina (NC)	J. Wheeler (ACGS)	G. Heidke (TGS)	4:07.70
1998-	R.D. Faulkner (TSS)	S.A. Bright (NC)	R. Brosgraph (GT)	D. Berndt (BGS)	J. McAully (IGS)	4:02.78
1999-	S.A. Bright (NC)	G.T. Scarce (TSS)	D.C. Muller (BBC)	P.A. Bures (GT)	B. Capell (BSHS)	4:08.91
2000-	S.A. Bright (NC)	S. Morgan (BSHS)	S. Eckstein (TSS)	P.A. Bures (GT)	D.C. Muller (BBC)	4:06.07
2001-	S. Morgan (BSHS)	R.P.S. McDonald (NC)	T. Cunningham (TSS)	A. Thompson (IGS)	A. Martin (BBC)	4:09.24
2002-	N.R. Sprenger (GT)	A.J. Hutchinson (NC)	M.J. Morgan (TGS)	A. Thompson (IGS)	T. Cunningham (TSS)	4:00.96
2003-	A.J. Hutchinson (NC)	D. Millwain (TSS)	A. Thompson (IGS)	S.J. Bassett (ACGS)	S.R.M. Taylor (BBC)	4:04.95
2004-	D. Millwain (TSS)	D. Johnston (BSHS)	J. Chandler (IGS)	B.J. Donaldson (NC)	S.M. Sprenger (GT)	4:00.51
2005-	C. Alderton (TSS)	E.M. Barry (GT)	M. Newman (IGS)	D.R. Price (NC)	T.J. Peterson (ACGS)	4:07.35
2006-	D.J. Van Velden (BBC)	R. Charlesworth (TSS)	N.R. Johnston (NC)	M. Newman (IGS)	N.J. Rider (GT)	4:05.92
2007-	J. Moorfoot (TSS)	E.M. Barry (GT)	A.J. Douglas (BGS)	H.W. Simmonds (ACGS)	M.J. Hilder (NC)	4:04.91
2008-	G.P. O'Brien (GT)	C. Walker-Hebborn (TSS)	E.J. McKendry (BGS)	N.R. Johnston (NC)	H. Simmonds (ACGS)	4:01.88
2009-	E.J. McKendry (BGS)	T. Parris (TSS)	L.L. Allan (BBC)	R. J. Donald (BSHS)	N.J. Rider (GT)	4:04.63
2010-	A. Digby (TSS)	J.P. Merrilees (ACGS)	C.W. Gray (NC)	J.S. Macfarlan (BSHS)	J.A. Douglas (BGS)	4:16.46
2011-	S.B. Horton (TSS)	O.J. Breakwell (BSHS)	J.P. Merrilees (ACGS)	J.A. McLoughlin (NC)	J.T. Seawright (GT)	4:10.42
2012-	M.J. Mincham (TSS)	J.A. McLoughlin (NC)	J. Seawright (GT)	J.K. Pailthorpe (TGS)	M. Carleton (ACGS)	4:06.87
2013-	L.M. Colquhoun (TSS)	J. Seawright (GT)	J. K. Pailthorpe (TGS)	N. Carrick (NC)	S. D. Pegg (BBC)	4:10.03
2014-	M.J. Mincham (TSS)	M. Carleton (ACGS)	E.R. Mitchell (BBC)	J. Seawright (GT)	O.J. Pye (IGS)	4:02.86
2015-	M.S. Statham (TSS)	E.R. Mitchell (BBC)	O.J. Pyre (IGS)	J. Taylor (ACGS)	D. Stevens (TGS)	4:07.17
2016-	M.J. Osborn (TSS)	A. Grant (BGS)	L.T. Gough (NC)	D. Stevens (TGS)	C. McFaul (BSHS)	4:07.46



## 200 Metre Individual Medley: All Age

Date	First	Second	Third	Fourth	Fifth	Time
1985-	J.M. Brennan (BBC)	B. Clatworthy (BSHS)	C.R. Mellin (IGS)	C.J. Davies (ACGS)	P.L. Quinn (GT)	2:15.30
1986-	X.F. Clarke (GT)	J.W. Deacon (BGS)	M.T. Lee (ACGS)	B. Clatworthy (BSHS)	B.V. Clarke (TGS)	2:17.85
1987-	A.B.J. Scriven (BGS)	M.T. Lee (ACGS)	D.J. Maclean (BBC)	A. Egorov (GT)	J.A. McKeering (NC)	2:15.94
1988-	J.C. Cooper (BSHS)	J. McKeering (NC)	A. Egorov (GT)	D.J. Maclean (BBC)	W.M. Friese (IGS)	2:13.89
1989-	D.A. Sheehan (BSHS)	J.A. McKeering (NC)	T. Staunton-Smith (BGS)	A.J. Weston (ACGS)	A.R. Lawson (BBC)	2:14.33
1990-	J.C. Cooper (BSHS)	N.J. Rollason (GT)	J.D. Griffith (ACGS)	M.S. Cruickshank (BGS)	J.R. Stokes (BBC)	2:13.41
1991-	N.J. Rollason (GT)	D.R. Bitmead (IGS)	J.C. McAllister (ACGS)	M. Knobel (TSS)	J.B. Forster (BSHS)	2:15.62
1992-	K. Herrod (BSHS)	J.C. McAllister (ACGS)	M.R. Chappel (GT)	J. Duggan (NC)	J.A. Baranoff (BGS)	2:11.75
1993-	J.D. Griffiths (ACGS)	M.R. Chappel (GT)	R.A. Baird (BSHS)	C.R. Thomas (BGS)	T.A. Goward (BBC)	2:14.62
1994-	D.J. Boxall (BSHS)	C.R. Thomas (BGS)	B.G. Connell (ACGS)	L.A. Wallace (GT)	H.E.A. Flouch (NC)	2:11.16
1995-	S.C. Kennedy (NC)	J.M. Winter (GT)	B.G. Connell (ACGS)	C.R. Thomas (BGS)	N. Baird (BSHS)	2:10.94
1996-	S.C. Kennedy (NC)	C. Thomas (BGS)	R. Brosgarth (GT)	S.K.C.Y. Liew (ACGS)	R. Cadd (IGS)	2:08.82
1997-	S.C. Kennedy (NC)	W.B. Guthrie (GT)	D.J. Over (ACGS)	S. Snelling (TGS)	M. Bell (BGS)	2:08.28
1998-	W.B. Guthrie (GT)	J.V. Santacaterina (NC)	G. Heidke (TGS)	A. Wah-Judi (TSS)	M. Riley (BGS)	2:09.82
1999-	M. Riley (BGS)	W.B. Guthrie (GT)	C.D.J. Flouch (NC)	G. Heidke (TGS)	N. Gourgaud (IGS)	2:08.89
2000-	M. Riley (BGS)	B.S. Rickard (NC)	P.D. Weatherley (ACGS)	S. McElroy (BSHS)	M.J. English (BBC)	2:10.63
2001-	S. Brodie (NC)	M. Lowry (BGS)	R. Beynon (IGS)	J. Ledgerwood (TSS)	D. Allen (ACGS)	2:09.45
2002-	M. Lowry (BGS)	S. Brodie (NC)	J. Ledgerwood (TSS)	C.D. Sprenger (GT)	S.B. Thomas (BBC)	2:12.89
2003-	L. Brodie (NC)	C.D. Sprenger (GT)	D. Johnston (BSHS)	L.J. Wardley (TSS)	A. Dickey (TGS)	2:09.54
2004-	L. Brodie (NC)	L.J. Wardley (TSS)	T. Evans (BSHS)	M. Newman (IGS)	E.M. Barry (GT)	2:05.91@
2005-	D. Waslin (TSS)	T. Evans (BSHS)	J.C. Houghton (ACGS)	B.F. Hutchinson (NC)	J. Hoek (IGS)	2:13.03
2006-	D. Coombs (TSS)	B.J. Donaldson (NC)	H. Samuela (BSHS)	E.M. Barry (GT)	J.C. Houghton (ACGS)	2:10.96
2007-	C. Walker-Hebborn (TSS)	J.A. Dewhurst (BGS)	J.L. DiBella (GT)	K.R. Hindmarsh (NC)	J.S. Houghton (ACGS)	2:11.49
2008-	R. Pavoni (TSS)	A. Cois (BGS)	M.J. Hilder (NC)	J. Achilles (ACGS)	T. Carlile (BSHS)	2:10.38
2009-	R. Pavoni (TSS)	B. Sykes (NC)	G.P.O'Brien (GT)	A. Cois (BGS)	L. Nattman (BSHS)	2:09.21
2010-	B. Sykes (NC)	Z.T. Dalby (ACGS)	A. Cois (BGS)	A.J. Mills (BBC)	T. Clarke (TSS)	2:08.97
2011-	B. Sykes (NC)	M.E. Pendall (ACGS)	M.J. Mincham (TSS)	F.H. Hope (BBC)	L.M. Roberts (IGS)	2:14.39
2012-	J.K. Mathews (NC)	B.L. Ashby (TSS)	P.R. Brittain (TGS)	M. Pendall (ACGS)	L. Neill (GT)	2:11.01
2013-	L.A. Ashby (TSS)	L. Neill (GT)	C. Lewis (NC)	A. Gough (BSHS)	L.M. Roberts (IGS)	2:08.98
2014-	C.R. Lewis (NC)	J.A. Parrish (TSS)	L. Neill (GT)	Z. Stubblety-Cook (ACGS)	A.E. Gibson (TGS)	2:08.73
2015-	M. Ng (BSHS)	W. Walsh (ACGS)	A. Gibson (TGS)	S. Goadby (TSS)	C.W. Cox (NC)	2:10.31
2016-	S. Goadby (TSS)	A. Tchernegovski (ACGS)	F. Stewart (TGS)	R.C. Maskelyne (IGS)	J. Bayley (BSHS)	2:11.00

## 50 Metre Freestyle: Under 13

Date	First	Second	Third	Fourth	Fifth	Time
1965-	K.B. Nyberg (CEGS)	J. Cook (BSHS)	G.B. Langdon (BBC)		J. Salkeld (BGS)	31.5
1968-	N.J. Yeates (CEGS)	D. Bellamy (BSHS)	D. Smith (IGS), tie	R. Devlin (GT)	A.I. Barbour (BBC)	30.1
1969-	D. Cook (BSHS)	R. Mowen (NC)	A.D. Sturges (BGS)	M. Jones (GT)	I. Fuller (CEGS)	31.8
1970-	R. Andronicus (TSS)	M. Tonelli (GT)	G. Richardson (BGS)	G. Scorer (BSHS)	R. McCowan (CEGS)	29.6
1971-	A. Wilson (BGS)	R.H. McCowan (CEGS)	R. Sager (BBC)	S. Silvestro (NC)	S. Crocker (BBC)	29.2
1972-	P. Spiro (BGS)	M.C. Patterson (CEGS)	R. Smith (GT)	W. Wakefield (BSHS)	A. Mott (NC)	28.3
1973-	G. Bendeich (BGS)	C.D. Charles (CEGS)	M. Crouch (GT)	C. Johnson (GT)	R. Stock (BSHS)	29.6
1974-	J. McNamara (BSHS)	S. Haberman (CEGS)	D.N. Yarrow (IGS)	A. Parker (GT)	J. McLeod (BBC)	30.0
1975-	J. Hooper (BSHS)	M. Hoey (BGS)	S. Hukins (BGS)	M. Green (GT)	M.T. Pearce (TSS)	29.5
1976-	L. Hogg (BSHS)	L. Hall (NC)	R. Spork (CEGS)	L. Muir (TSS)	B.R. Cranstoun (CEGS)	29.3
1977-	D.S. Frail (TSS)	D.W. Campbell (IGS)	M. Glanford (BGS)	J.R. Shaw (BBC)	B. Elliot (BGS)	28.9
1978-	R. Kahler (BGS)	C.L. Miller (BSHS)	M.A. Packman (BSHS)	B.D. Summer (IGS)	J.D. Hamilton (NC)	28.8
1979-	R. Thiele (BGS)	J. Sieben (BSHS)	D.C. Harvey (CEGS)	D. Mills (TSS)	A. Woods (BBC)	28.71
1980-	R.S. Leighton (TSS)	C.V. Tobin (BSHS)	G. Hansen (GT)	M.W. Blackwell (CEGS)	A. Savage (BGS)	29.76
1981-	J. Brennan (BBC)	M. Mastrocichele (BSHS)	C. Robertson (GT)	S. Moore (CEGS)	K.M. Terris (IGS)	27.90
1982-	M. Packman (BSHS)	A. Middleton (IGS)	A.J. Kurth (BGS)	D. Craig (CEGS)	T. Russell (GT)	28.50
1983-	D.W. King-Christopher (TSS)	D.A. Dnummond (BSHS)	R. Pym (BGS)	D.J. Lawrance (CEGS)	A. Munday (BBC)	26.69
1984-	A.J. Baidon (TSS)	T. Cronshaw (BGS)	J.W. Fredericks (GT)	S.W. Anderson (CEGS)	C.R. Ford (TGS)	28.21
1985-	S.P. Burton (BSHS)	C.J. Polla-Mounter (IGS)	A.J. Lobie (BSHS)	D.S. Crooke (BGS)	B.G. Lawrance (ACGS)	28.60
1986-	S.E. Lewis (BSHS)	D.G. Fenton (BBC)	T. Sayer (TSS)	J.A. Molloy (NC)	B.G. Lawrance (ACGS)	28.29
1987-	D.A. Sheehan (BSHS)	M. Williams (TSS)	P.T. Clancy (GT)	M.J. Kearney (NC)	D.J. Leventis (BBC)	28.18
1988-	S. Stahn (BGS)	J.E. Glasson (ACGS)	R.K. Lyndon (GT)	D.J. Clifford (GT)	D. Gaffney (IGS)	28.14
1989-	P.J. Gibson (GT)	S.M. Logan (BSHS)	A. Dickson (NC)	B.O. Nothing (ACGS)	C.M. Ballinger (BBC)	27.88
1990-	T.A.L. Nicholson (ACGS)	L.A. Wallace (GT)	J.A. Baranoff (BGS)	R.A. Powells (BSHS)	B. McMahon (TSS)	28.16
1991-	R.A. Powells (BSHS)	J. English (BBC)	J.R. English (BBC)	T.P. Nixon (BGS)	T.M. Smith (TSS)	27.00
1992-	D. Gooda (NC)	D. Holcombe (BSHS)	J.M. Carter (GT)	K.H. Skyring (BBC)	L.A. Donald (GT)	26.94
1993-	B.J. Andersen (NC)	C.R.J. Kenman (BGS)	A.P. Challen (BGS)	T. Harris (IGS)	D.L. Scutt (GT)	27.68
1994-	T.A. VanVeen (BBC)	B.M. Sprenger (GT)	A.J. Clifford (BSHS)	B.J. Gourlay (TSS)	H.M. Day (BGS)	27.37
1995-	H. Leung (ACGS)	M.E. Smith (NC)	M. Nowland (IGS)	N. Gourgaud (IGS)	C.A. Besley (BBC)	26.87
1996-	L.C. McBean (TSS)	J.M. Weber (GT)	P.R. Melloy (BGS)	A. Tumer (TGS)	D.C. Muller (BBC)	27.29
1997-	D.A. Pat (NC)	E. McGregor (BSHS)	W.W. Dening (NC)	L. Stanton (BGS)	J.C. Hey (TSS)	27.95
1998-	B.A. Dawson (NC)	N.L. Williams (BBC)	M. Skroblin (BBC)	S. Metyard (IGS)	H. Kikkawa (BGS)	27.09
1999-	D.S.C. Cramb (BBC)	J. Johnson (IGS)	A.D. Jeffenes (TSS)	B. Sheedy (TGS)	J.J.C. McGregor (ACGS)	26.30
2000-	S. James (BGS)	M. Roe (IGS)	W. Sellars (BGS)	B.L. Wheldon (ACGS)	K.M. Richardson (NC)	26.80
2001-	D. Linde (IGS)	M. Lewis (BSHS)	T.M. O'Shea (GT)	J.B. Tuton (GT)	A.R. Carlton (BBC)	26.85
2002-	A. Lewandowski (BGS)	B.J. Donaldson (NC)	C. Young (BGS)	N. Whitburn (BSHS)	M. Newmann (IGS)	27.41
2003-	J.R. Brutton (TSS)	C.H. Morrison (ACGS)	C.B. Massie (ACGS)	P. Hawkins (BSHS)	D. Habermann (IGS)	26.83
2004-	X. Crawford (TSS)	K.M. Tumata (NC)	M.J. Gregory (BBC)	R.L. Gilbert (GT)	L.J. Clentsmith (ACGS)	26.95
2005-	H. Perkins (TSS)	W.T. McGahan (GT)	D. Young (BGS)	M. Roettler (IGS)	W. Schoch (BGS)	27.34
2006-	T.G. Sprenger (GT)	E. Smith (IGS)	C.T. Lane (NC)	M. Crawford (TSS)	L.E. Groat (ACGS)	26.30
2007-	Z. Featherstone (TSS)	S. Taylor (BSHS)	E.W. Thornely (BGS)	J. Joliffe (IGS)	F.J. Thompson (NC)	27.45
2008-	A. Press (TSS)	J.M. Gilliland (NC)	H.R. Hawker (TGS)	J.T. Pye (IGS)	X.M. Power (GT)	27.37
2009-	R.J. Parker (BSHS)	B. Smith (TSS)	D.L. Matthews (BSHS)	T.W. Peabody (ACGS)	N.T. Pace (BBC)	26.94
2010-	T.C. Rull (BSHS)	L. J. Neill (GT)	L.T. Takau (IGS)	E. J. McCorley (BGS)	J. T. Browne	27.39
2011-	B.J. Oates (TGS)	J.H. Chen (IGS)	C. K. Magnay (NC)	H.T. Issac (GT)	C.A. McKenna (GT)	27.47
2012-	C.J. Parbery (BSHS)	J.W. Ford (IGS)	B.S. Paties (BBC)	J. B. Herbert (NC)	W. Theile (BGS)	27.19
2013-	B.M. Carlyon (BBC)	D. Ashcroft (BSHS)	A. Gantimuroff (BBC)	D. Gigovic (GT)	T.J. Wilson (TGS)	25.99 @
2014-	C. Smith (ACGS)	K.R. Welfare (IGS)	J. Prosser (NC)	O. Milne (GT)	Z.A. Maher (TSS)	26.97
2015-	A. Zhu (BBC)	T. Neill (GT)	J.A. Brouwers (BBC)	S.D. Porter (IGS)	W. Johannesen (BSHS)	26.67
2016-	A. Fenton (BGS)	B. Reilly (TGS)	K.L. Skippis (TSS)	A. Fahey (BSHS)	P. Traynor (BBC)	26.94
			L.H. Donnelly (IGS)			

# 50 Metre Freestyle: Under 14

Date	First	Second	Third	Fourth	Fifth	Time
1927-	C. Wells (BGS)	E. Thynne (NC)	R. Overell (TSS)			37 2/5
1928-	B. Fogg (BSHS)	S.J. Stephens (CEGS)	D. Wightman (GT)			38 2/5
1929-	P. Haig (BGS)	D. Williams (CEGS)	W. Douglas (BBC)			38
1930-	M. Windsor (GT)	G. Moore (NC)	R. Caffyn (BGS)			35 4/5
1931-	T. Long (BSHS)	N. O'Neill (NC)	N. Munroe (TSS)			32 3/5
1933-	T.H. Shaw (BGS)	P. Crowley (GT)	H. McCallum (CEGS)			35 1/5
1934-	J. Venning (GT)	R. Wright (BBC)	T.J. Singleton (CEGS)			31 2/5
1935-	B. Bruce-Smith (CEGS)	C. Roden (BGS)	L. Tedford (BBC)			34
			J. Petersman (IGS), tie			
1936-	J. Rivett (TGS)	D. Wiley (BBC)	W. Gardner (BGS)	R. Laws (CEGS)	H. Young (NC)	35
1937-	R. Grant (GT)	N. Cain (NC)	J. Ruddle (BGS)	P. Mitchell (CEGS)	W. Ash (BBC)	35 3/5
1939-	C.E. Speed (BGS)	G.M. Darcy (GT)	P. Mactaggart (CEGS)	W. Broadfoot (TGS)	S. Roden (BBC)	34 1/5
1940-	J. Wills (TGS)	G.L. Jones (CEGS)	W. Somerville (TSS)	J. Row (IGS)	J.F. Ashby (BGS)	33 3/5
1941-	E.R. Oulity (GT)	D.J. Duthie (CEGS)	B.S. Tickle (BGS)	B. Lawne (IGS)	W. McCabe (NC)	33 3/5
1943-	R.J. Hodgson (BGS)	P. Taylor (CEGS)	B. Davies (GT)	R. Boyce (TGS)	E. Walters (NC)	36 2/5
1944-	R.C. Rodgers (CEGS)	B. Davies (GT)	K. Morgan (TSS)	B.W. Chapple (TGS)	J. McKendry (NC)	33
1945-	R. Colbert (TGS)	R. Gale (CEGS)	H. Nicholson (NC)	J. Boast (BGS)	B.E. Carroll (GT)	32
1946-	J. Bartlett (CEGS)	N. Schwartz (TGS)	N. Kenny (NC)	R.F. Wadley (GT)	W.B. Whitelock (BBC)	32 2/5
1947-	K. Wacker (BGS)	B. Schmidt (NC)	K. Waller (CEGS)	J.W. Duane (GT)	V.R. Parslow (IGS)	36 2/5
1948-	H.A. Weld (GT)	C. Arnold (CEGS)	R. Hobler (BBC)	R. Tritton (TSS)	C.J. Massie (BGS)	30 4/5
1949-	D. Trenerry (TGS)	C.J. Weld (GT)	B.J. Chalk (CEGS)	D.E. Palm (BBC)	C. Thorne (BSHS)	29
1950-	C. Weid (GT)	A.R. Jones (BBC)	W.N.M. Arnold (CEGS)	J. McCarthy (NC)	R. McAllister (TSS)	30 1/10
1952-	T. Brandon (BBC)	J. Lavarack (NC)	R. Larkin (CEGS)	J. Wilson (GT)	B. Elsley (TGS)	32 6/10
1953-	T. Brandon (BBC)	R. Andersen (GT)	N. Phillips (NC)	T. Lindenmeyer (BGS)	N.R. McCoombes (IGS)	30.6
1954-	M. Dyer (NC)	R. Erikson (CEGS)	D. McCarthy (BBC)	B. Campbell (GT)	B.S. Hosier (TSS)	31 9/10
1955-	V. Huxley (TSS)	E.K. Vance (CEGS)	I. McNaught (GT)	R. Wickham (NC)	R. Hilderbrand (BGS)	29 3/5
1956-	J. Fingleton (GT)	R. Carson (CEGS)	N. Bomford (NC)	A. Nott (BBC)	R. Haigh (BGS)	31 2/5
1957-	J. Fingleton (GT)	R. Mant (NC)	F. Graham (BBC)	R. Stitz (IGS)	D. Shaw (TSS)	30 1/5
1958-	P. Taylor (BBC)	W.M. Oley (GT)	G.A. Sampson (BGS)	E. Power (NC)	G. Layt (BSHS)	30 1/5
1959-	N.W. Reynolds (CEGS)	D.G. Milburn (GT)	C. Dunne (BGS)	J. Potts (TSS)	R. Clarke (BBC)	29 3/10
1960-	J.W. Krimmer (CEGS)	D. Milburn (GT)	C.S. Gregory (BBC)	H. Robertson (TSS)	J. Power (NC)	29 1/10
1961-	A. McLeod (BGS)	J. Chapman (GT)	D. Balmer (CEGS)	D. Martin (TGS)	A. Christensen (TSS)	28 3/5
1962-	R.R. Birch (BGS)	W.F. Luya (CEGS)	A. Carrick (NC)	R. Kerkenezov (TSS)	J. Sexton (GT)	29 2/5
1963-	G. Gardiner (NC)	D.J.M. Marriott (CEGS)	J. Sexton (GT)	S.R. Booker (BGS)		29.5
				D. Graham (CEGS), tie		
1964-	C.B. Stitz (IGS)	M.C. Beatty (NC)	N.J. Hooper (BGS)	J.G. Fraser (CEGS)	R.D. Hamilton (GT)	28.8
1965-	A.W. Clark (GT)	G.J. Brough (TSS)	G. Reid (BGS)	F. Clarke (IGS)	G.P. Cameron (NC)	28.0
1968-	G.R. Langdon (BBC)	K. Lascelies (BSHS)	P.F. Raward (TSS)	R. Arundell (BGS)	W.D. Gardiner (IGS)	28.7
1969-	D. Bellamy (BSHS)	R. Devlin (GT)	N. Yeates (CEGS)	T. Sawtell (IGS)	P. Dingle (BGS)	28.0
1970-	D. Hall (NC)	B. Fitzwalter (GT)	R. French (BSHS)	G. Leather (BGS)	B. Johnson (BBC)	29.5
1971-	R. Andronicus (TSS)	H. Tonelli (GT)	G.L. Vann (BGS)	P. Sager (BBC)	W. Clemenis (BSHS)	29.2
1972-	R.H. McCowan (CEGS)	A. Wilson (BGS)	P. Smith (GT)	S.J. Crocker (BBC)	J. Cameron (BSHS)	28.0
1973-	R. Spiro (BGS)	G. Charles (CEGS)	D. Yarrow (IGS)	C. Johnston (GT)	P. Stock (NC)	27.4
1974-	G. Bendeich (BGS)	D. Yarrow (IGS)	R. Logan (BSHS)	R. McLellan (BBC)	C. Charles (CEGS)	28.s
1975-	C. Charles (CEGS)	J. McNamara (BSHS)	N. Maranta (GT)	P. Beardmore (BGS)	A. Phillips (NC)	27.8
1976-	J. Hooper (BSHS)	M. Hoey (BGS)	C.J. Powell (IGS)	P. Proberts (GT)	B.A. Spork (CEGS)	28.1
1977-	M. Gianfors (BGS)	C.T. Hall (NC)	L.P. Hogg (BSHS)	N. O'Hare (GT)	L.W.S. Leech (IGS)	28.2
1978-	D.S. Frail (TSS)	B. Elliot (BGS)	R. Sydes (GT)	M. D. McNeilly (CEGS)	M.A. Packman (BSHS)	27.s
1979-	C. Miller (BSHS)	R. Kahler (BGS)	A. Dietz (TSS)	S. O'Kane (GT)	B. Summerville (IGS)	27.09
1980-	W. Mortensen (GT)	J.S. Sieben (BSHS)	J. Bush (NC)	R. Thiele (BGS)	D.J. Hamilton (TGS)	27.20
1981-	C.V. Tobin (BSHS)	M.C. O'Brien (GT)	A.E. Savage (BGS)	J.A. Young (IGS)	M. Blackwell (CEGS)	27.79
1982-	P. Wright (BSHS)	K. Terriss (IGS)	P. Menzies (BGS)	K. Van As (CEGS)	J. Bennett (BBC)	27.80
1983-	M.R. Packman (BSHS)	R.D. Pym (BGS)	A.D. Sole (BGS)	A.P. Middleton (IGS)	D.H. Craig (CEGS)	27.24
1984-	D. King-Christopher (TSS)	D.A. Drummond (BSHS)	D.J. Lawrence (CEGS)	W.J. Fredericks (GT)	J.G. Plummer (IGS)	25.89
1985-	A. Egorov (GT)	T.J. Somes (BBC)	G.L. Cotter (BSHS)	S.W. Anderson (ACGS)	M.J. Gallen (NC)	27.32
1986-	S.P. Burton (BSHS)	T. Staunton-Smith (BGS)	J.A. McKeering (NC)	T.A. Sayer (TSS)	C.R. Watson (IGS)	27.22
1987-	I.G. Fenton (BBC)	B.G. Lawrance (ACGS)	J.E. Lewis (BSHS)	J.A. Molloy (NC)	J.D. O'Neill (BGS)	26.36
1988-	D.A. Sheehan (BSHS)	R.K. Lyndon (GT)	A.J. Mowbray (TSS)	M.S. Cruickshank (BGS)	M. Kearney (NC)	27.01
1989-	S. Stahn (BGS)	J.E. Glasson (ACGS)	C.R. Swainson (BSHS)	D.J. Clifford (GT)	B. Final (IGS)	27.06
1990-	P.J. Gibson (GT)	S.M. Logan (BSHS)	J.A. Baranoff (BGS)	E.J. Doyle (IGS)	S.D.S. Quarterman (ACGS)	26.26
1991-	T.A.L. Nicholson (ACGS)	D.J. Boxali (BSHS)	L. Robertson (BBC)	L.A. Wallace (GT)	B.J. Dittmar (NC)	26.00
1992-	R. Powells (BSHS)	J.R. English (BBC)	J.M. Carter (GT)	T.M. Smith (TSS)	C.R. Thomas (BGS)	25.40
1993-	S.D. Gooda (NC)	D.L. Holcombe (BSHS)	L.A. Donald (GT)	A.R. Chalien (BGS)	H.M. Simson (TSS)	26.20
1994-	T. Harris (IGS)	C.R.J. Kenman (BGS)	B.J. Andersen (NC)	P.D. Scutt (GT)	R.A.F. Kelly (ACGS)	26.59
1995-	S.T. Talbot-Cameron (NC)	B.M. Sprenger (GT)	B.A. Norris (ACGS)	H.M. Day (BGS)	B. Gourlay (TSS)	26.36
1996-	H. Leung (ACGS)	M.E. Smith (NC)	G.R. Davies (BBC)	M.J. Hamlin (GT)	J.A. Pope (TSS)	26.22
1997-	L.C. McBean (TSS)	W.W.H. Denning (NC)	J.M. Weber (GT)	A. Turner (TGS)	C. Votan (BGS)	25.95
1998-	D.J. Campbell (NC)	E. McGregor (BSHS)	J.C. Hey (TSS)	M. Manin (IGs)	M.G. Skroblin (BBC)	25.81
1999-	B.A. Dawson (NC)	B. Usher (ACGS)	T.L. Cunningham (TSS)	S. Meteyard (BSHS)	A.F. Barclay (BBC)	26.26
2000-	D.S.C. Cramb (BBC)	G. Sparrow (TSS)	S.A. Clark (NC)	W. Sellars (BGS)	A. Thompson (IGS)	24.96 @
2001-	S. James (BGS)	A.J. Doyle (NC)	T.M. O'Shea (GT)	M. Holt (BSHS)	P.J. Gleeson (BBC)	25.63
2002-	D. Linde (IGS)	M. Lewis (BSHS)	S. Clyde (TGS)	J.R. Murray (NC)	M. Dewhurst (BGS)	26.03
2003-	A. Lewandowski (BGS)	N. Whitburn (IGS)	C.R. Holgar (ACGS)	M. Brookes (BSHS)	S. Davies (TSS)	26.04
2004-	J.R. Bruton (TSS)	C.H. Morrison (ACGS)	D.R. Price (NC)	M.J. Gregory (BBC)	S. Moore (BGS)	25.85
2005-	X. Crawford (TSS)	B.J. Walkington (NC)	D. Young (BGS)	H.W. Simmonds (ACGS)	N.J. Rider (GT)	25.99
2006-	H. Perkins (TSS)	W.T. Schoch (BGS)	M. Roettler (IGS)	W.T. McGahan (GT)	O.P. O'Keefe (NC)	26.07
2007-	T.G. Sprenger (GT)	M. Crawford (TSS)	J.A. Saunders (BGS)	E. Smith (IGS)	S.D. Blakeway (ACGS)	26.06
2008-	A.Digby (TSS)	S.A. Taylor (BSHS)	H.R. Hawker (TGS)	C.R.Lloyd (IGS)	N. Groeneveld (ACGS)	25.85
2009-	A. Press (TSS)	M.D. Zammit (IGS)	J.D. Hardy (NC)	X.M. Power (GT)	A.L. Saunders (BGS)	25.43
2010-	R. J Parker (BSHS)	J. D. Whenuaroa (NC)	B.P. White (BGS)	J. Davies (TSS)	J. E. Roach	25.34
2011-	T.C. Rull (BSHS)	E.J. McCorley (BGS)	C.R.Lewis (NC)	J.R. Neilsen (TSS)		26.33
				E. Zhou (BBC), tie		
2012-	B.J. Oates (TGS)	B. Paties (BBC)	M.B. Canham (IGS)	B.I. Jason (NC)	C. McKenna (BGS)	26.12
2013-	H. Abeya (ACGS)	C. Parberry (BSHS)	B. J. Poon (TGS)	T. Ryan (BGS)	L. V. Pearce (TSS)	26.26
2014-	B.M. Carlyon (BBC)	D. Ashcroft (BSHS)	T.J. Wilson (TGS)	K.J. Lowe (TSS)	J.T. Prosser (NC)	25.12
2015-	K.R. Welfare (IGS)	C. Smith (ACGS)	J.A. Brouwers (BBC)	S.P. Arthur (TSS)	M. Adi (BGS)	25.72
2016-	K.L. Skipps (TSS)	M. Lillcrap (GT)	S.D. Porter (IGS)	B. Skeates (TGS)	W. Johannesen (BSHS)	26.57

# 50 Metre Freestyle: Under 15

Date	First	Second	Third	Fourth	Fifth	Time
1927-	W. Stephens (CEGS)	H. Vierow (BSHS)	R. Colbert (BGS)			36
1928-	R. Overell (TSS)	C. Wells (BGS)	J. Venning (GT)			34
1929-	L.A. Stephens (CEGS)	T. Wright (BBC)	W. Risley (BGS)			33
1930-	B. Ingram (TGS)	W. Haylett (BGS)	M. Spark (CEGS)			32
1931-	M. Windsor (GT)	T. Long (BSHS)	R.C. Valmadre (NC)			33 2/5
1933-	I. Sanderson (BSHS)	T. Muller (TGS)	D. Hannaford (BBC)			32 2/5
1934-	J. Venning (GT)	W. Stuart (TGS)	N.E. Watts (TSS)			31 3/5
1936-	J. Parkinson (CEGS)	L. Tidford (BBC)	J. Stuart (TGS)	C. Hinckley (IGS)	F. Miller (BSHS)	31 1/5
1937-	J. Rivett (TGS)	G. Wiley (BBC)	W. Gardner (BGS)	R. Laws (CEGS)	G. Gouriey (GT)	33 1/5
1939-	B. Dowling (BGS)	I. Hinwood (BBC)	L. Smith (BSHS)	G.W. Curtis (CEGS)	F. Dunn (NC)	31 3/5
1940-	A.W. Robertson (BGS)	R.M. Jones (CEGS)	S.E. Roden (BBC)	G. M. Darcy (GT)	J. Gallagher (NC)	31 3/5
1941-	B.A. Christensen (CEGS)	J.L. Wills (TGS)	R. Lambert (BSHS)	D. Solomon (IGS)	R. McConnon (NC)	32 2/5
1943-	G. Carpenter (GT)	D. Batchen (CEGS)	I.D. Brown (BGS)	J. Morris (NC)	D. Robertson (TGS)	33 2/5
1944-	R.C. Boyce (TGS)	D. Clauston (TSS)	M. Hart (NC)	C.C. Thompson (BBC)	J.D. Cleeve (CEGS)	32 4/5
1945-	D. Ferrier (CEGS)	T. Jones (BSHS)	R.C. Armstrong (BBC)	J. McKendry (NC)	R. Chapple (TGS)	32 1/5
1946-	R. Colbert (TGS)	J.R. Boast (BGS)	S.A. Nimmo (TSS)	R.R. Hitchcock (CEGS)	B.E. Carroll (GT)	30 4/5
1947-	G. Newton (BSHS)	J. Bartlett (CEGS)	J. O'Neill (NC)	N. Schwartz (TGS)	R. Dowling (TSS)	30 2/5
1948-	D.O. Mason (CEGS)	K.G. Wacker (BGS)	J. Murphy (NC)	J. Carmichael (TGS)	J.W. Duane (GT)	30
1949-	H.A. Ward (GT)	C.H. Arnold (CEGS)	F. Hopkins (TGS)	P. Hobler (BBC)	K. O'Donell (BSHS)	29 1/5
1950-	D. Trenerry (TGS)	L. Armstrong (BGS)	P. Mason (CEGS)	S. Norris (BSHS)	R.H. Hardy (TSS)	28 4/10
1951-	No Competition					
1952-	B. Hawkins (CEGS)	N.M. Cooke (GT)	D.E. Palm (GT)	A. Cockerill (TSS)	G. Hilderbrand (BGS)	29 8/10
1953-	B. Martin (BBC)	J. Cox (GT)	J. Mocatta (CEGS)	A. Sharpe (IGS)	J.R. MacDonald (TSS)	31.4
1954-	J. Blatchford (NC)	L. O'Connor (GT)	N. Chambers (BSHS)	R. Delmodes (BBC)	M. Hooper (CEGS)	29 1/5
1955-	P.L. Eriksen (CEGS)	J. Shay (NC)	P. Gibson (BBC)	B. Campbell (GT)	A.J. White (BGS)	29 3/5
1956-	E.K. Vance (CEGS)	V. Huxley (TSS)	D. Daly (NC)	J. Cox (BBC)	J. Enoght (GT)	28 3/10
1957-	E.Richards (GT)	N.Bomford (NC)	A.Nott (BBC)	I.E.Keys (CEGS)	R. Clarkson (BSHS)	29 2/5
1958-	P. McMahon (NC)	R. Stitz (IGS)	J. A. Fingleton (GT)	R.N. Armstrong (CEGS)	P. Gatt (BBC)	28 1/5
1959-	D. Glen (CEGS)	P. Taylor (BBC)	G.H. Mountseer (GT)	T. McMahon (NC)	G. Simpson (BGS)	27 4/5
1960-	N.W. Reynolds (NC)	R. Fingleton (GT)	G. Dunne (BGS)	J. Potts (TSS)	G. Akauma (TGS)	
1961-	J. Krimmer (CEGS)	H. Robertson (TSS)	D. Milburn (GT)	S. Gregory (BBC)	P. Morgan (BSHS)	
1962-	G. Rayner (BSHS)	A. MacLeod (BGS)	J. Chayman (GT)	R. Miria (TGS)	D. R. Balmer (CEGS)	
1963-	R.R. Birch (BGS)	D. White (GT)	A. Carrick (NC)	T. Herbert (TSS)		28
		V. Ole (IGS), tie				
1964-	B.R. Chambers (NC)	D.J. Lloyd (CEGS)	C. McLaughlin (CEGS)	J.G. Sexton (GT)	T.L. Eastman (TSS)	26.7
1965-	C. Stitz (IGS)	M.C. Beatty (NC)	H. Hooper (BGS)	E.D. Cole (BBC)	J.G. Fraser (CEGS)	28.0
1968-	A. Shean (GT)	B. McGregor (TGS)	J.H. McCubbery (TSS)	B. Carter (BSHS)	M. White (BBC)	27.4
1969-	G.R. Langdon (BBC)	P. Raward (TSS)	R. Arundel (BGS)	B. Cooper (BSHS)	J. Willis (CEGS)	27.8
1970-	D. Bellamy (BSHS)	J. Van Opdenbosch (GT)	N. Martin (BGS)	N. Yeates (CEGS)	S. Howen (NC)	27.0
1971-	D. Hall (NC)	R. Mowen (CEGS)	G. Frost (BSHS)	B. Fitzwalter (GT)	C.R. Webb (BGS)	27.8
1972-	M. Tonelli (GT)	P.A. Sager (BBC)	W. Clements (BSHS)	K.R. Brumpton (CEGS)	G. Vann (BGS)	28.5
1973-	A. Wilson (BGS)	R. McCowan (CEGS)	R. McLellan (BBC)	B. Yarrow (IGS)	A. Palm (NC)	27.1
1974-	R. Thams (BGS)	M. Patterson (CEGS)	W. Wakefield (BSHS)	P. McLeod (BBC)	A. Van de Velde (GT)	26.6
1975-	P. Jones (BGS)	D. Atkins (BSHS)	A.G. Thompson (BBC)	M. Harradine (CEGS)	C. Johnson (GT)	27.1
1976-	C.D. Charles (CEGS)	J. McNamara (BSHS)	S. Habermann (BGS)	A. Phillips (NC)	M. Maranta (GT)	26.6
1977-	M. Green (GT)	I. Simpson (BGS)	G.J. Powell (IGS)	P. Adams (TSS)	J.N. Hooper (BSHS)	26.8
1978-	M. Gianford (BGS)	B.R. Cranstoun (CEGS)	S.J. Moffatt (BBC)	L.P. Hall (NC)	M.O'Hare (GT)	27.6
1979-	D.S. Frail (TSS)	B. Elliot (BGS)	R. Sydes (GT)	M. McNeilly (CEGS)	M. Sanderson (BSHS)	26.20
1980-	C.L. Miller (BSHS)	R. Kahler (BGS)	A.D. Dietz (TSS)	J. McNamee (GT)	D.C. Harvey (CEGS)	26.52
1981-	W. Mortensen (GT)	J.S. Sieben (BSHS)	A.J. Theile (BGS)	G.D. Trenerry (TGS)	J. Bush (NC)	25.33
1982-	M. O'Brien (GT)	B. McDonald (IGS)	C. Tobin (BSHS)	L. Boevink (NC)	G. McKinnon (TSS)	26.25
1983-	P.J. Wright (BSHS)	B. Parer (NC)	P.A. Menzies (BGS)	K.N. VanAs (CEGS)	K.M. Terriss (IGS)	26.52
1984-	P.W. Budon (BSHS)	A.D. Sole (GT)	R.D. Pym (BGS)	A.P. Middleton (IGS)	N.R. Magnusson (CEGS)	26.30
1985-	D. King-Christopher (TSS)	D.A. Dnummond (BSHS)	J.W. Fredericks (GT)	S.A. Reinke (TGS)	A.B.J. Scriven (BGS)	25.71
1986-	A.J. Baidon (TSS)	T.J. Somes (BBC)	D.A. Richardson (ACGS)	M.J. Russell (GT)	A.W. Bale (BGS)	25.10
1987-	T. Staunton-Smith (BGS)	T. Sayer (TSS)	W.D. Fredericks (GT)	B.T. Arnold (BBC)	G.M. Higgins (NC)	26.86
1988-	D.G. Fenton (BBC)	B.G. Lawrance (ACGS)	C.R. Patterson (BSHS)	J.D. O'Neill (BGS)	P.T. Clancy (GT)	25.57
1989-	A.R. Vary (BSHS)	M. Kearney (NC)	A.J. Mowbray (TSS)	D.J. Collins (GT)	B.B. Cohn (BGS)	25.24
1990-	S. Stahn (BGS)	A.D. Dickson (NC)	M.J. Stewart (NC)	D.L. Gaffney (IGS)	B.C. Hiddlestone (BBC)	26.46
1991-	P.J. Gibson (GT)	P.F. O'Rourke (TSS)	J.A. Baranoff (BGS)	R.M. Collie (BSHS)	J.J. Duggan (NC)	25.69
1992-	T.A.L. Nicholson (ACGS)	L.A. Wallace (GT)	L.F. Robertson (BBC)	J. Partis (BSHS)	A. McGregor (NC)	25.12
1993-	R.A. Powells (BSHS)	J.R. English (BBC)	T.M. Smith (TSS)	J.M. Carter (GT)	T.P. Dudley (BGS)	24.42 @
1994-	D.S. Gooda (NC)	D.J. Holcombe (BSHS)	L.A. Donald (GT)	H.M. Simson (TSS)	T.J.M. Thynne (BGS)	26.08
1995-	T. Harris (IGS)	R.R. Court (NC)	M.P. Gallagher (GT)	C.R.J. Kenman (BGS)	M.D. Wilke (ACGS)	25.58
1996-	B.M. Sprenger (GT)	D.M. Bush (NC)	H. Day (BGS)	B. Gourlay (TSS)	A. Wallace (BSHS)	25.88
1997-	M.E. Smith (NC)	H. Leung (ACGS)	S. Stewart (BGS)	C. Besley (BBC)	B.A. Yates (TSS)	25.78
1998-	L.C. McBean (TSS)	A. Turner (TGS)	W.W.H. Dening (NC)	M. Moran (BGS)	R.TeKloot (ACGS)	25.32
1999-	D.J. Campbell	M.G. Skroblin (BBC)	A. Fraser (BGS)	M. Martin (IGS)	A.W. Seward (TSS)	25.48
2000-	B.A. Dawson (NC)	J. Bird (TSS)	B. Usher (ACGS)	A.F. Barclay (BBC)	T. Beadle (BGS)	25.52
2001-	D.S.C. Cramb (BBC)	D. Johnston (BSHS)	S.J.M. Clark (NC)	Z. Wright (IGS)	M. Katia (GT)	24.63
2002-	S. James (BGS)	K.M. Richardson (NC)	R.I. Russell (GT)	P.J. Gleeson (BBC)	K. Boughen (IGS)	24.93
2003-	D. Linde (IGS)	M. Dewhurst (BGS)	N. Lewis (BSHS)	H.R. Clentsmith (ACGS)	T. Wright (TSS)	25.06
2004-	R.C. Jovanovich (NC)	M. Brookes (BSHS)	N. Whitburn (IGS)	T. McKendry (BGS)	M.C. Holgar (ACGS)	25.08
2005-	J.R. Bruton (TSS)	S. Moore (BGS)	B.R. Ison (ACGS)	M.J. McGahan (GT)	D.R. Price (NC)	24.80
2006-	B.J. Walkington (NC)	X. Crawford (TSS)	D.A. Young (BGS)	J. Reston (BSHS)	H.W. Simmonds (ACGS)	25.48
2007-	H. Perkins (TSS)	W.T. Schoch (BGS)	W.T. McGahan (GT)	C.W. Gray (NC)	M. Roettler (IGS)	25.05
2008-	J.A. Saunders (BGS)	S.Blakeway (ACGS)	E.D.Smith (IGS)	Z.A.Taylor (NC)	B. King (TSS)	26.13
2009-	Z.J. Whenuaroa (NC)	Z. Featherstone (TSS)	S.A. Taylor (BSHS)	H.J. Coburn(GT)	H. Hawker (TGS)	24.82
2010-	R. C. Gerlach (ACGS)	A. Press (TSS)	M. D. Zammit (IGS)	J. A. McLoughlin (NC)	A. L. Saunders	24.72
2011-	R.J. Parker (BSHS)	B.P.White (BGS)	P.J. Soalheira (ACGS)	M.S. Denny (TGS)	J.D. Whenuaroa (NC)	24.82
2012-	J.A. Cornell (IGS)	T.C. Rull (BSHS)	A. Innes (ACGS)	B.T. Heiniger (TSS)	E. McCorley (BGS)	25.64
2013-	L. Townsend (GT)	J. Camp (ACGS)	Z. Shepherd (BSHS)	B.N. McCarthy (TGS)	M.B. Canham (IGS)	24.90
2014-	T. Ryan (BGS)	L. V. Pearce (TSS)	B. J. Clarke (TGS)	H. Abeya (ACGS)	C. McFaul (BSHS)	25.50
2015-	B.M. Carlyon (BBC)	S.A. Coombes (NC)	D. Ashcroft (BSHS)	T. Kerby (GT)	C.J. Moloney (IGS)	24.85
2016-	K.R Welfare (IGS)	M. Adi (BGS)	C. Smith (ACGS)	W. Blyth (TSS)	S. Kovac (BBC)	24.50



## 50 Metre Freestyle: Under 16

Date	First	Second	Third	Fourth	Fifth	Time
1937-	B. Bruce-Smith (CEGS)	L. Hoey (BBC)	J. Petemman (IGS)	J. Stuart (TGS)	E. Mollie (TSS)	32
1939-	R.J.K. Grant (GT)	R.W. Mitchell (CEGS)	T. McGrath (NC)	G.J. Stuart (TGS)	J. Wollam (BGS)	32
1940-	I. A. Hinwood (BBC)	B.H. Dowling (BGS)	D.G. Hill (CEGS)	R. Westcott (IGS)	B. Parkinson (TGS)	31
1941-	A.W. Robinson (BGS)	P. Mactaggart (CEGS)	G.M. D'Arcy (GT)	J. Gallagher (NC)	V.G. Sneyd (BBC)	30 3/5
1943-	I. Wright (CEGS)	A. Hunter (BSHS)	N.B. Poulsen (BGS)	W. Hindler (TGS)	B. Cahill (NC)	30 1/5
1944-	E. Wilton (TGS)	J. Morfils (NC)	C. Carpenter (GT)	R. Liddle (BSHS)	D. Batchen (CEGS)	31 1/5
1945-	R.C. Rogers (CEGS)	W. Aitken (TGS)	G. Sheil (TSS)	K.T. Spillane (GT)	E.P. Robinson (BGS)	29 9/10
1946-	R. Ferrier (CEGS)	T. Jones (BSHS)	R. Akes (TSS)	G.M. Skinner (BGS)	F.P. Sullivan (GT)	30 1/10
1947-	J.R. Boast (BGS)	M. Trenerry (TGS)	S. Nimmo (TSS)	H. Nicholson (NC)	R. Hogarth (BSHS)	29 1/5
1948-	J.D. Bartlett (CEGS)	M. Crittenden (TSS)	J. O'Neill (NC)	N. Schwartz (TGS)	N.R. Smith (BBC)	29 9/10
1949-	D. Mason (CEGS)	J. Murphy (NC)	K. Wacker (BGS)	J. Cammichael (TGS)	D. Bird (BBC)	28 8/10
1950-	H.A. Weld (GT)	C.H. Arnold (CEGS)	D. Quinn (BSHS)	J. Burnie (BBC)	F. Hopkins (TGS)	29
1952-	C.J. Weld (GT)	W. Arnold (CEGS)	P. Duggan (NC)	W.R. Raymond (TGS)	J. Williamson (TSS)	27
1953-	B. Hawkins (CEGS)	D. Palm (BBC)	R.E. Lindenmeyer (BGS)	N.M. Cooke (GT)	R.C. Wakely (TSS)	28 2/10
1954-	J. O'Brien (NC)	P. Anderson (GT)	A. Dowling (BGS)	K.L. Tritton (TSS)	M. Maker (BSHS)	29 9/10
1955-	R. Murray (GT)	M.K. Hooper (CEGS)	L. Blatchford (NC)	P. Delmodes (BBC)	G. Davidson (TSS)	29 3/5
1956-	P. Eriksen (CEGS)	D. McCarthy (BBC)	J. Shay (NC)	J. Handy (GT)	A. White (BGS)	27 9/10
1957-	D.C. Applebee (CEGS)	I. McNaught (GT)	V.K. Huxley (TSS)	K. Fredericks (NC)	G.R. Wainwright (BGS)	28 2/5
1958-	E.B. Richards (GT)	N. Bomford (NC)	R. Brown (BGS)	R. Clarkson (BSHS)	R. Clarkon (TSS)	28 1/2
1959-	P. Catt (BBC)	J. Fingleton (GT)	P. McMahon (NC)	R. Stitz (IGS)	P. Buckle (BGS)	27 3/10
1960-	D.W.J. Glen (CEGS)	G. Mountseer (GT)	O. Robbins (BGS)	R.B. Taylor (BBC)	A. Atkins (BSHS)	26 9/10
1961-	J. Potts (TSS)	N. Reynolds (CEGS)	R. Fingleton (GT)	G. Dunne (BGS)	M. Chagoury (NC)	26 4/10
1962-	N.W. Reynolds (CEGS)	R. Fingleton (GT)	D. Anning (TSS)	I.R. Affleck (BGS)	G. Lawson (BBC)	25 4/5
1963-	N.W. Reynolds (CEGS)	R. Fingleton (GT)	D.A. Robbins (BGS)	H. Robertson (TSS)	R. Cooper (NC)	25.7
1964-	RG Mitchell (CEGS)	G. Rayner (BSHS)	I.F. Woods (BBC)	R. Lockhart (TSS)	J.C. Lipscomb (NC)	26.6
1965-	RE Lockhart (TSS)	G. Rayner (BSHS)	R.E. Walker (CEGS)	I.F. Woods (BBC)	M. Hutton (BGS)	26.1
1968-	R.H. Fry (CEGS)	D.M. Forster (BBC)	A. Clarke (GT)	G. Mitchell (BSHS)	N.R. Kelly (BGS)	25.9
1969-	G. Brough (TSS)	N. Proctor (GT)	G. McFarland (IGS)	J. Holloway (CEGS)	G. Want (BGS)	25.8
1970-	J. Henderson (NC)	N. Proctor (GT)	R. Watts (BGS)	A. Shean (CEGS)	R. Newman (IGS)	26.3
1971-	J. VanOpdenbosch (GT)	R. Hutton (BGS)	G.R. Langdon (BBC)	A. Shean (BSHS)	G.R. Warfield (CEGS)	26.5
1972-	J. VanOpdenbosch (GT)	N.W. Martin (BGS)	M.F. Bolt (TSS)	S. Smith (BSHS)	S.M. Mowen (CEGS)	26.2
1973-	S. Smith (BSHS)	J. VanOpdenbosch (GT)	B. Mowens (CEGS)	I. Want (TSS)	J. Chang (IGS)	26.1
1974-	M. Tonelli (GT)	M. McEniery (NC)	A. Raeburn (TSS)	B. Stubbs (BGS)	A. Aspland (IGS)	25.4
1975-	R. McLellan (BBC)	N. Kemp (CEGS)	R. Thams (BGS)	R. Smith (GT)	J. Potts (BSHS)	26.5
1976-	R. Bendeich (BGS)	R.W. McLellan (BBC)	W. Wakefield (BSHS)	B. Abrahams (GT)	S.J. Hart (CEGS)	25.9
1977-	R. Jones (BGS)	R.R. Fryer (BBC)	M.J. Spurrier (IGS)	M.E. Elliot (CEGS)	M. Meehan (GT)	26.0
1978-	M. Green (GT)	R. Milroy (BGS)	C.J. Williams (CEGS)	B.R. Victor (TGS)	B.D. Hickey (TSS)	26.7
1979-	S. Moffatt (BBC)	F. Van Der Zant (BSHS)	N. Alcorn (BGS)	B. Cranstoun (CEGS)	L. Hall (NC)	26.91
1980-	M.A. Packman (BSHS)	M. Agnew (NC)	T. Dodson (GT)	D.N. Hines (IGS)	D.S. Frail (TSS)	25.93
1981-	R.A. Scheib (TSS)	C.A. Parkyn (BSHS)	R.J. Kahler (BGS)	M.H. Holmes (GT)	A.G. Wallace (TGS)	26.05
1982-	J. Sieben (BSHS)	R. Thiele (BGS)	W. Mortensen (GT)	J. Bush (NC)	G. Trenery (TGS)	25.09
1983-	G. Boevink (NC)	M.C. O'Brien (GT)	B.R. MacDonald (IGS)	C.V. Tobin (BSHS)	M.R. Magnusson (CEGS)	25.42
1984-	R.J. Wright (BSHS)	S.N. Ponton (IGS)	I.D. Swinton (BGS)	S.D. Alton (GT)	J.A. Bennet (BBC)	25.65
1985-	A.M. O'Donoghue (GT)	J. MacTaggart (TSS)	R.D. Pym (BGS)	R.W. Burton (BSHS)	N.R. Magnusson (ACGS)	25.61
1986-	A.B.J. Scriven (BGS)	J.W. Fredericks (GT)	S.A. Reinke (TGS)	M.R. Boevink (NC)	D.A. Drummond (BSHS)	25.61
1987-	A. Baildon (TSS)	T.S. Somes (BBC)	D.A. Richardson (ACGS)	G.L. Cotter (BSHS)	M.J. Russell (GT)	24.24
1988-	S.P. Burton (BSHS)	D.J. Wadley (GT)	B.T. Amold (BBC)	B.W. Duff (ACGS)	T. Staunton-Smith (BGS)	26.18
1989-	D.G. Fenton (BBC)	J.D. O'Neill (BGS)	T.W. Penrose (TSS)	M.J. Buhaj (GT)	C.R. Patterson (BSHS)	25.19
1990-	A.R. Vary (BSHS)	M.J. Keamey (NC)	D.J. Collins (GT)	B.B. Cohn (BGS)	A.J. Mowbray (TSS)	24.24
1991-	D.A. Carter (GT)	M. Logan (BGS)	J.E. Glasson (ACGS)	A.D. Dickson (NC)	B. Hiddlestone (BBC)	25.18
1992-	S. Logan (BSHS)	T. Mahony (NC)	R.J. Gibson (GT)	R.F. O'Rourke (TSS)	R.R. Blue (BGS)	24.80
1993-	T.A.L. Nicholson (ACGS)	L.E. Robertson (BBC)	L.A. Wallace (GT)	A.L.A. McGregor (NC)	C.R. Mowbray (TSS)	24.79
1994-	R.A. Powells (BSHS)	J.R. English (BBC)	J.M. Carter (GT)	T.M. Smith (BGS)	N.C. Rickard (NC)	23.98 @
1995-	S.C. Kennedy (NC)	E.J. Hutchison (BGS)	L.A. Donald (GT)	H.J.H. Jackson (BBC)	H.N. Simpson (TSS)	25.18
1996-	T. Harris (IGS)	C. Kenman (BGS)	E.M. Gallagher (GT)	C.G. Sullivan (NC)	S. Snelling (TGS)	24.98
1997-	H. Day (NC)	B. Gourlay (TSS)	C.D.J. Flouch (NC)	B.M. Sprenger (GT)	D.J. Taylor (ACGS)	24.89
1998-	M.E. Smith (NC)	S. Stewart (BGS)	S.E. Dwyer (GT)	H. Leung (ACGS)	G.R. Davies (BBC)	24.96
1999-	R.P. McDonald (NC)	A. Turner (TGS)	T.R. Veitch (BBC)	P.D. Weatherley (ACGS)	J. O'Brien (BGS)	24.84
2000-	D.J. Campbell (NC)	A. Seward (TSS)	E. Hinschen (IGS)	E. McGregor (BSHS)	M.S. Chan (ACGS)	24.79
2001-	A.F. Barclay (BBC)	A.J. Hutchinson (NC)	J. Bird (TSS)	B. Usher (ACGS)	A. Brown (BGS)	24.97
2002-	D.S.C. Cramb (BBC)	R.J. Hayes (NC)	D. Johnston (BSHS)	Z. Wright (IGS)	T. Collins (TSS)	24.24
2003-	S. James (BGS)	K.M. Richardson (NC)	J. Chandler (IGS)	R.I. Russell (GT)	B.J. O'Bryan (TSS)	24.78
2004-	D. Linde (IGS)	H.R. Clentsmith (ACGS)	C. Clarke (BSHS)	J.M. Wacker (NC)	T. Wright (TSS)	25.16
2005-	D.J. Van Velden (BBC)	R. Webber (IGS)	M. Brooks (BSHS)	C.R. Holgar (ACGS)	J.D. Mechielsen (GT)	24.27
2006-	S.H. Moore (BGS)		M.J. McGahan (GT)	D.R. Price (NC)	J. Taylor (BSHS)	24.87
	J.R. Bruton (TSS), tie					
2007-	B.J. Walkington (NC)	D.A. Young (BGS)	X. Crawford (TSS)	J. Furminger (IGS)	N.G. O'Brien (GT)	24.90
2008-	W.T. Schoch (BGS)	C. Dreghorn (TSS)	T. McGriffin (ACGS)	A. Robinson (NC)		24.74
				W.T. McGagan (GT), tie		
2009-	C.M. McKiernan (NC)	J.A. Saunders (BGS)	E.D. Smith (IGS)	A. Williams (TSS)	L.E. Grout (ACGS)	25.40
2010 -	Z.J. Whenuaroa (NC)	S.A. Taylor (BSHS)	S.J. Greene (BGS)	M. van Velden (BBC)	S.D. Reiser (GT)	24.58
2011-	A.F. Press (TSS)	M. Kwong (NC)	P.R. Brittain (TGS)	J.W. Mills (BBC)	X.M. Power (GT)	24.35
2012-	R.F. Parker (BSHS)	B.O. Smith (TSS)	M.H. Kwong (NC)	P. Soalheira (ACGS)	B. White (BGS)	24.46
2013-	L. Osborne (GT)	B. T. Heiniger (TSS)	D. Parker (NC)	C. M. Watkins (BBC)	T. Rull (BSHS)	24.71
2014-	B. S. Paties (BBC)	M. B. Canham (IGS)	J. Camp (ACGS)	K. McIneray (GT)	S. H. Mackay-Payne (TSS)	24.50
2015-	L.V. Pearce (TSS)	T. Ryan (BGS)	H. Abeya (ACGS)	B. Clarke (TGS)	J. Ferguson (GT)	24.73
2016-	J. Jackson (BGS)	S. Geldenhuys (TGS)	S.A. Coombes (NC)	F.M. Baildon (TSS)	T. Kerby (GT)	23.92@

# 50 Metre Freestyle: Open

Date	First	Second	Third	Fourth	Fifth	Time
1927-	F. Vincent (BGS)	R. Scanlan (NC)	B. Butcher (TSS)			30 2/5
1928-	F. Vincent (BGS)	J. Forster (CEGS)	B. Butcher (TSS)			30
1929-	F. Vincent (BGS)	I. White (CEGS)	- . Betts (TSS)			29 1/5
1930-	H. Stephens (CEGS)	R.E. Scanlan (NC)	G. Finemore (BGS)			31 1/5
1931-	L. Stephens (CEGS)	G. Haigh (BGS)	B. McMenamin (NC)			29 4/5
1933-	T. Long (BSHS)	R. Valmadre (NC)	V. Neiht (BGS)			30 2/5
1934-	T. Muller (TGS)	C.N. Crompton (BGS)	E.R. Nelht (BGS)			30
1935-	T. Muller (TGS)	J.W. Clark (BGS)	M.H. Moray (CEGS)			292/5
1936-	J. Venning (GT)	J.W. Clark (BGS)	J. McCalium (CEGS)	S. Hawgood (BBC)	M. Gallagher (NC)	29 3/5
1937-	J. Parkinson (CEGS)	C. Bernays (TGS)	D. Bell (BGS)	R. Wnght (BBC)	D. Sparkes (BSHS)	29 2/5
1939-	J.S. Parkinson (CEGS)	J.C. Rivett (TGS)	A.J. Radcliffe (TSS)	W.H. Irving (BGS)	G. Barr (BSHS)	28 3/5
1940-	R.J. Grant (GT)	G.L. Hando (CEGS)	J. Hart (BGS)	G. Barr (BSHS)	J. Miller (NC)	30 4/5
1941-	I. A. Hinwood (BBC)	F. Campbell (BSHS)	A. Hodel (NC)	B.H. Dowling (BGS)	G.J. Stuart (TGS)	30 3/5
1943-	A. Russell (CEGS)	F.W. Heron (CEGS)	H.W. Tait (TGS)	K. Collins (BSHS)	C.A. Hoey (BBC)	29 4/5
1944-	A.I. Wright (CEGS)	C.A. Hoey (BBC)	R.J. Scott (TGS)	J. Duthie (BSHS)	B. Cahill (NC)	30 2/5
1945-	J. Card (TGS)	W. Chandler (BBC)	I.G. Brown (BGS)	J. Falconer (CEGS)	F.J. Williams (GT)	35 3/5
1946-	R.C. Rogers (CEGS)	E.R. Robinson (BGS)	W. Aiken (TGS)	W. Harwick (TSS)	W.R. Dowd (BBC)	29
1947-	R.C. Rogers (CEGS)	T. Eady (TSS)	F.R. Sullivan (GT)	J. McKendry (NC)	G.M. Skinner (BGS)	28 1/2
1948-	J.R. Boast (BGS)	G. Newton (BSHS)	R. Rogers (CEGS)	T.E. Eady (TSS)	F.R. Sullivan (GT)	28 2/5
1949-	J.R. Boast (BGS)	R. CriKenden (TSS)	N.R. Smith (BBC)	J. O'Neill (NC)	J.D. BartleK (CEGS)	28 3/5
1950-	D.O. Mason (CEGS)	N.R. Smith (BBC)	J. O'Neill (NC)	A. Tonkins (BGS)	J.G. Prentice (GT)	27 7/10
1952-	R. BarreK (GT)	D. Trenery (TGS)	C. Arnold (CEGS)	J.H. Burnie (BBC)	J.S. Warner (TSS)	28
1953-	C.J. Weld (GT)	W. Amold (CEGS)	R. Kirkcaldie (BBC)	R. Duggan (NC)	J.A. Kingston (TSS)	26 8/10
1954-	L. Jones (NC)	B. Hawkins (CEGS)	J. Byrne (GT)	R.K. Kirkaldie (BBC)	R.C. Wakeley (TSS)	27 4/5
1955-	R. Murray (GT)	B.W. Hawkins (CEGS)	A.C. Dowling (BGS)	R. Wakely (TSS)	R. Mossop (NC)	28 3/10
1956-	R. Eriksen (CEGS)	R. Murray (GT)	A. Dowbry (BGS)	R. Bently (NC)	R. Lawson (BBC)	27 3/10
1957-	R. Murray (GT)	R.L. Eriksen (CEGS)	J. Shay (NC)	D. McCarthy (BBC)	R. Bryce (IGS)	27 1/5
1958-	D. McCarthy (BBC)	R. Wickham (GT)	R. Enright (NC)	E.K. Vance (CEGS)	R.R. Beale (BGS)	27 2/5
1959-	K. Fredericks (NC)	E. Richards (GT)	G. Miller (CEGS)	V. Huxley (TSS)	J. Bennett (BGS)	26 4/5
1960-	H. Orth (IGS)	E. Richards (NC)	G.H. Miller (CEGS)	R. Cooke (GT)	R.B. East (BBC)	26 7/10
1961-	H. Orth (IGS)	D. Glen (CEGS)	R. McMahon (NC)	C. Leagh-Murray (BGS)	D. Sexton (GT)	26 3/10
					J. Lyndon (BBC), tie	
1962-	N.W. Reynolds (CEGS)	R. Fingleton (GT)	D. Anning (TSS)	I.R. Atfleck (BGS)	G. Lawson (BBC)	25 4/5
1963-	N.W. Reynolds (CEGS)	R. Fingleton (GT)	D.A. Robbins (BGS)	H. Robertson (TSS)	R. Cooper (NC)	25.7
1964-	R.G. Mitchell (CEGS)	G. Rayner (BSHS)	I.F. Woods (BBC)	R. Lockhart (TSS)	J.C. Lipscomb (NC)	26.6
1965-	R.E. Lockhart (TSS)	G. Rayner (BSHS)	R.E. Walker (CEGS)	I.F. Woods (BBC)	M. Huhon (BGS)	26.1
1968-	R.H. Fry (CEGS)	D.M. Forster (BBC)	A. Clarke (GT)	G. Mitchell (BSHS)	N.R. Kelly (BGS)	25.9
1969-	G. Brough (TSS)	N. Proctor (GT)	G. McFarland (IGS)	J. Holloway (CEGS)	G. Want (BGS)	25.8
1970-	J. Henderson (NC)	N. Proctor (GT)	R. Watts (BGS)	A. Shean (CEGS)	R. Newman (IGS)	26.3
1971-	J. VanOpdenbosch (GT)	R. HuKon (BGS)	G.R. Langdon (BBC)	A. Shean (BSHS)	G.R. Warfield (CEGS)	26.5
1972-	J. Van Opdenbosch (GT)	N.W. Martin (BGS)	M.F. Bolt (TSS)	S. Smith (BSHS)	S.M. Mowen (CEGS)	26.2
1973-	S. Smith (BSHS)	J. Van Opdenbosch (GT)	B. Mowens (CEGS)	I. Want (TSS)	J. Chang (IGS)	26.1
1974-	M. Tonelli (GT)	M. McEniery (NC)	A. Raebum (TSS)	B. Stubbs (BGS)	A. Aspland (IGS)	25.4
1975-	R. McLellan (BBC)	N. Kemp (CEGS)	R. Thams (BGS)	R. Smith (GT)	R. Smith (BSHS)	26.5
1976-	R. Bendeich (BGS)	R.W. McLellan (BBC)	W. Wakefield (BSHS)	A. Abrahams (GT)	S.J. Hart (CEGS)	25.9
1977-	R. Jones (BGS)	R.R. Fryer (BBC)	M.J. Spurrier (IGS)	M.E. Elliott (CEGS)	M. Meehan (GT)	26.0
1978-	T. McCawley (GT)	S. Habemman (BGS)	G.S. Crow (CEGS)	J.T. McNamara (BSHS)	B. Battersby (TSS)	26.09
1979-	T. McCawley (GT)	R. Milroy (BGS)	M.Green (GT)	B. Battersby (TSS)	J. McLeod (BBC)	26.52
1980-	R. Duncan (NC)	S.D. Fidler (BSHS)	N. Alcorn (BGS)	M. Waller (GT)	B.R. Cranstoun (CEGS)	25.91
1981-	M.A. Packmann (BSHS)	M. Agnew (NC)	A.J. Waddell (BBC)	D.N. Hines (IGS)	D.S. Frail	25.11
1982-	T. Dodson (GT)	R. Kahler (BGS)	C. Parkyn (BSHS)	M. Agnew (NC)	A. Dietz (TSS)	25.73
1983-	J.S. Sieben (BSHS)	W.R. Mortensen (GT)	E. Clementson (BGS)	D.J. Garner (TGS)	J. Bush (NC)	24.17
1984-	M.C. O'Brien (GT)	M.R. Magnusson (CEGS)	G.M. Boveink (NC)	T.E. Hart (TSS)	B.P. MacDonald (IGS)	24.67
1985-	R.A. Cameron (BBC)	I.D. Swinton (BGS)	S.N. Ponton (IGS)	S.J. Cotter (BSHS)	S.M. Dalton (GT)	24.99
1986-	T.J. Russell (GT)	R.W. Burton (BSHS)	N.G. Magnusson (ACGS)	J. Simmonds (ACGS)	A.P. Middleton (IGS)	25.41
1987-	J.W. Fredericks (GT)	P.A. Hamilton (TGS)	P.A. Stone (BBC)	D.J. Lawrance (ACGS)	A.B.J. Scriven (BGS)	25.34
1988-	A.J. Baildon (TSS)	J.W. Fredericks (GT)	D.A. Richardson (ACGS)	S.R. Steindl (BGS)	D. Fiorini (NC)	23.36 @
1989-	M.K. Fredericks (GT)	D.J. Helgeson (BGS)	T.A. Sayer (TSS)	B.W. Duff (ACGS)	D.O. Fiorini (NC)	24.92
1990-	W.D. Fredericks (GT)	C.C. Hackett	S.E. Lewis (BSHS)	A.B. McCready (ACGS)	A. Stott (IGS)	24.85
1991-	M.J. Keamey (NC)	T. Clayton (BBC)	N.J. Rollason (GT)	A.B. McCready ACGS)	M. Knobel (TSS)	24.85
1992-	D.A. Carter (GT)	M. Logan (BGS)	M. Knobel (TSS)	B. McGregor (NC)	P. Smerdon (BSHS)	24.54
1993-	S.M. Logan (BSHS)	P.F. O'Rourke (TSS)	T.K. Mahony (NC)	T.E. Clayton (BGS)	A.J. Sexton (GT)	24.23
1994-	B.O. Nothling (BGS)	T.A.L. Nicholson (ACGS)	L.A. Wallace (GT)	L.F. Robertson (BBC)	B.R. Cooper (NC)	23.99
1995-	N.C. Rickard (NC)	T.A.L. Nicholson (ACGS)	T.M. Smith (BGS)	J.M. Carter (GT)	A.M. Craven (BBC)	24.11
1996-	N.C. Rickard (NC)	J.M. Winter (GT)	H.M. Simson (TSS)	G. Chandler (TGS)	K. Evans (BSHS)	23.91
1997-	D.M. Walker (NC)	G. Chandler (TGS)	E.M. Gallagher (GT)	T. Harris (IGS)	C.D. Clegg (TSS)	24.07
1998-	B. Gourlay (TSS)	C.D.J. Flouch (NC)	H. Day (BGS)	M.D. Chisholm (GT)	N. Murphy (ACGS)	24.44
1999-	M.E. Smith (NC)	C.A. Besley (BBC)	D.J. Taylor (ACGS)	S. Stewart (BGS)	D. Gynther (BSHS)	24.55
2000-	M.E. Smith (NC)	R.B. Norris (ACGS)	R.J. Maitland (GT)	P. Priest (BSHS)	A. Turner (TGS)	24.48
2001-	D.J. Campbell (NC)	A. Seward (TSS)	P. Priest (BSHS)	A. Frazer (BGS)	M. Chan (ACGS)	24.22
2002-	A.F. Barclay (BBC)	A. Brown (BGS)	J. Bird (TSS)	C.R. Hillan (NC)	B. Usher (ACGS)	24.45
2003-	C.R. Hillan (NC)	D.S.C. Cramb (BBC)	J. Turnham (IGS)	S.J. Bassett (ACGS)	W. Clewett (TGS)	23.98
2004-	K.M. Richardson (NC)	S. James (BGS)	B. O'Bryan (TSS)	M. Black (IGS)		24.23
				E.M. Douglas (GT), tie		
2005-	E. Hannant (TSS)	D. Linde (IGS)	R.J. Hilder (NC)	H.R. Clentsmith (ACGS)	M. Dewhurst (BGS)	24.61
2006-	M. Brooks (BSHS)	A. Braun (TSS)	S.M. Robertson (BBC)	J. Hoek (IGS)	J.D. Mechlielsen (GT)	23.76
2007-	M. Brooks (BSHS)	M.A. Kressibucher (GT)	C. Fox (TSS)	K.M. Crawford (NC)	S.W. Wacker (BGS)	23.82
2008-	A.Cois (BGS)	B.J.Walkington (NC)	T.Parris (TSS)	J.J. McDonald (GT)	J.Achilles (ACGS)	24.44
2009-	A.L. Cois (BGS)	H. Perkins (TSS)	N.J. Rider (GT)	T.D. McGriffin (ACGS)	A.R. Robinson (BBC)	24.14
2010 -	L. Bailey (BGS)	A. Williams (TSS)	L.E. Grout (ACGS)	E.D. Smith (IGS)	C.W. Gray (NC)	24.68
2011-	Z.J. Whenuaroa (NC)	L.W. Percy (TSS)	M.Van Velden (BBC)		D.J.Brown (ACGS)	24.14
			S.J. Greene (BGS), tie			
2012-	A.F. Press (TSS)	Z.J. Whenuaroa (NC)	J. McMahon (GT)	S. Green (BGS)	W.H. Lane (TGS)	23.68
2013-	C.F. Fasala (IGS)	M. Jones (NC)	R. Parker (BSHS)	B.O. Smith (TSS)	B. White (BGS)	23.80
2014-	J.A. Cornwell (IGS)	B. T. Heiniger (TSS)	D. Parker (NC)	L. Osborne (GT)	C. D. Blackwood (TGS)	23.97
2015-	J.K. Kersten (TSS)	S. Young (BGS)	B.S. Paties (BBC)	J. Camp (ACGS)	D. McMillan (NC)	23.79
2016-	B. Clarke (TGS)	H. Abeya (ACGS)	T. Ryan (BGS)	L.V. Pearce (TSS)	B. Milinkov (BSHS)	24.26

## 50 Metre Backstroke: Under 13

Date	First	Second	Third	Fourth	Fifth	Time
1965-	K.P. McGregor (TGS)	K.B. Nyberg (CEGS)	L. Heathcote (BSHS)	A.J. Shean (GT)	B. Martin (BGS)	35.5
1968-	N.W. Martin (BGS)	G. Frost (BSHS)	W. Fisher (GT)	R.A. Lacaze (CEGS)	A.I. Barbour (BBC)	34.8
1969-	W. Fisher (GT)	R. Mowen (NC)	N. Barrett (TGS)	R. Hicks (CEGS)	B. Collinson (BBC)	37.1
1970-	M. Tonelli (GT)	R. McCarthy (BSHS)	R. McCowan (CEGS)	M. Beli (TSS)	R. Eggerton (BGS)	35.3
1971-	A. Wilson (BGS)	R.H. McCowan (CEGS)	W. Stone (BBC)	J. Cameron (BSHS)	A. Paim (NC)	34.0
1972-	R. Thams (BGS)	B.T. Donovan (CEGS)	A. Van de Velde (GT)	S. Harris (BSHS)	T. McCawley (NC)	32.9
1973-	J. Perkins (BGS)	R. Logan (BSHS)	C. Johnston (GT)	S.A. Habermann (CEGS)	D.N. Yarrow (IGS)	33.9
1974-	R. Beardmore (BGS)	T. McCawley (GT)	G. Byram (CEGS)	I. Van Haeringen (BSHS)	C. McMillan (TGS)	35.2
1975-	J. Yule (BGS)	D. Nottingham (BSHS)	G. Seawright (TGS)	N. Thompson (BBC)	M. Pearce (TSS)	35.3
1976-	M. Glanford (BGS)	R. Clarke (BSHS)	G. Gibbons (GT)	D.J. Hoyal (CEGS)	S.L. Muir (TSS)	36.2
1977-	D.S. Verenkemp (IGS)	M. Xavier (BGS)	A. Packman (BSHS)	G. Gibbons (GT)	C.D. Carlyon (CEGS)	35.4
1978-	R. Cope (BGS)	R.L. Down (BSHS)	S.J. Burton (TSS)	G.D. Trenery (TGS)	J. McNamee (GT)	34.1
1979-	J. Sieben (BSHS)	W.Mortensen (GT)	G. Trenery (TGS)	C. Deacon (BGS)	D. Hancock (TSS)	33.77
1980-	G. Boevink (NC)	G. Edwards (BSHS)	G. Hepple (TGS)	A. Savage (BGS)	A. Scott (TSS)	35.72
1981-	A.J. Kurth (BGS)	S.J. Cotter (BSHS)	R.R. Bumie (TGS)	K.M. Terriss (IGS)	J. Austin (BBC)	32.59
1982-	J. Ives-Plunkett (BSHS)	J. Deacon (BGS)	C. Finlay (BBC)	T. Young (IGS)	R. Trenery (TGS)	32.89
1983-	C.A. Logan (BSHS)	M.T. Lee (CEGS)	K.T. O'Donoghue (GT)	C.J. Lawrence (TSS)	T.J. Somes (BBC)	32.73
1984-	A. Egorov (BSHS)	T. Cronshaw (BGS)	D.J. MacLean (BBC)	D.G. Hobart (TSS)	D. Watson-Brown (GT)	33.66
1985-	J.C. Cooper (BSHS)	A.J. Weston (ACGS)	R.T. Clancy (GT)	M. Van Oostrum (IGS)	D.S. Cooke (BGS)	32.35
1986-	T.M. Boevink (NC)	C.J. McInerney (GT)	A.B. McCready (ACGS)	A.J. Cooper (ACGS)	D.L. Lodge (BGS)	33.74
1987-	S.J. Richards (BGS)	A.G. Cook (GT)	G.J. Taylor (ACGS)	K.D. Eldridge (BSHS)	B.J. Leventis (BBC)	32.66
1988-	A. Dickson (NC)	B.F. Martin (ACGS)	M.J. Stewart (GT)	S.K. Chtng (BSHS)	J.P. Margerison (BGS)	34.12
1989-	A.H. Flaskas (ACGS)	B. Mulder (BGS)	R.S. Ch'ng (BSHS)	M.R. Chappel (GT)	M. T O'Rourke (TSS)	33.00
1990-	L.A. Wallace (GT)	D.J. Boxall (BSHS)	B.W. Jones (ACGS)	C. Bradshaw (TGS)	L.F. Robertson (BBC)	31.58
1991-	R. A. Powells (BSHS)	G. B. Pearce (TSS)	S.K.C.Y. Liew (ACGS)	S. M. Nothing (BGS)	J.P. Hoolveld (GT)	30.98
1992-	D. Holcombe (BSHS)	S. Kennedy (NC)	A.J. Lacey (TSS)	D.A. Rogers (BGS)	K.H. Skyngng (BBC)	32.36
1993-	T.C. Weingarth (NC)	A.R. Athanasiov (TGS)	A.R.J. Kenman (BGS)	G. Astill (IGS)	J.D.C. Mornson (ACGS)	33.08
1994-	T.A. VanVeen (BBC)	J.W. McCourt (NC)	B.M. Sprenger (GT)	M.O.G. Bell (BGS)	G. Astill (IGS)	31.16
1995-	A.D. Timms (NC)	N. Gourgard (IGS)	M. Parkinson (BSHS)	P.R. Melloy (BGS)	B.J. Norms (ACGS)	32.98
1996-	L.C. McBean (TSS)	W.W. Dening (NC)	M.J. English (BBC)	A. Hattton-Young (BGS)	C.Thornton (BSHS)	31.48
1997-	R.G. Barker (NC)	E. Hinschen (IGS)	A. Leeder (TGS)	A. Woodgate (BGS)	J.C. Hey (TSS)	32.68
1998-	T.W.T Jones (NC)	T. Beadle (BGS)	A.J. Hosking (BBC)	J. Russ (ACGS)	K. Mitton (IGS)	32.24
1999-	L.H.M. Lyons (BBC)	A. Dickey (TGS)	J. Johnson (IGS)	A.W. Talbot (NC)	T.D. Garnaut (GT)	31.00
2000-	J. Young (BGS)	M.R. Delbridge (NC)	D. Linde (IGS)	C. Falknau (TGS)	R.I. Russell (GT)	33.07
2001-	E. Hannant (TSS)	D.E. Murphy (NC)	M.J. Massey (BBC)	S. Streeter (IGS)	L. Klein (BGS)	32.67
2002-	B.J. Donaldson (NC)	M. Rudolph (IGS)	M.C. Close (ACGS)	M.J. Gregory (BBC)	A. Miller (BGS)	31.72
2003-	J. Kibby (IGS)	M.J. Gregory (BBC)	P. Hawkins (BSHS)	M.L. Wilson (NC)	S. Moore (BGS)	32.46
2004-	X. Crawford (TSS)	T.L. James (BBC)	L.J. Clentsmith (ACGS)	A.J. Hughes (NC)	R. Alcorn (IGS)	31.62
2005-	H. Perkins (TSS)	A.J. Hughes (NC)	D.R. Powell (ACGS)	T. Wood (IGS)	G.P. O'Brien (GT)	32.08
2006-	H.B. Taylor (ACGS)	E. Smith (IGS)	Z.A. Taylor (NC)	J.P. Herd (GT)	H. Dolan (TSS)	28.70 @
2007-	Z. Featherstone (TSS)	T.T. Leung (BBC)	C. Lloyd (IGS)	H.J. Coburn (GT)	M.W. Stafford-Smith (ACGS)	32.15
2008-	A. Press (TSS)	J.M. Jilliland (NC)	R. Smith (ACGS)	M.D. Zammit (IGS)	S. Pratt (BBC)	32.63
2009-	R.J. Parker (BSHS)	R.J. Lang (BGS)	P.C. Mills (BBC)	J. Brown (TSS)	I.J. Freeman (NC)	32.45
2010 -	L.J. Neill (GT)	C.R. Lewis (NC)	D. J. Lang (BGS)	J.P. Gordon (TGS)	E. Zhou (BBC)	32.44
2011-	B.N. McCarthy (NC)	H.W. Stubbs (ACGS)	A.E. Gibson (TGS)	D.W. Wilson (IGS)	J.W. Burgess (BSHS)	32.29
2012-	J.W. Ford (IGS)	B.J. Woolf (NC)	W.P. Walsh (BSHS)	M. Adi (BGS)	A. Gantimuroff (BBC)	31.48
2013-	B.M. Carlyon (BBC)	B. Wang (BGS)	W. Harris (ACGS)	F.J. Stewart (TGS)	C. Oslington-Elliot	29.67
2014-	L. D. Byrne (BBC)	K. R. Welfare (IGS)	J. Abeya (ACGS)	Z. A. Maher (TSS)	M. Adi (BGS)	31.01
2015-	K.L. Skippis (TSS)	T. Crossley (BGS)	L. McInerney (GT)	J.A. Tomlinson (NC)	J.D. Campbell (IGS)	31.04
2016-	A. Fenton (BGS)	E. Mitchell (TSS)	T. Siao (GT)	J. Bayliss (BSHS)	K. Belcher (BBC)	30.91

## 50 Metre Backstroke: Under 14

Date	First	Second	Third	Fourth	Fifth	Time
1947-	K. Waller (CEGS)	J. Murphy (NC)	D.K. Phillips (IGS)	A. Jeffrey (BSHS)	M. Law (TGS)	44 4/5
1948-	N. Jacklin (NC)	B.B. Loel (CEGS)	P.J. Stratford (GT)	R. Hobler (BBC)	S. Harns (BGS)	40 2/5
1949-	D. Trenery (TGS)	R.V. Biggs (GT)	G. Whitehouse (CEGS)	L. Woodgate (NC)	A. Usher (TGS)	38 1/5
1950-	C. Weld (GT)	C.J. Whitehouse (CEGS)	A.R. Jones (BBC)	W. Evans (NC)	R. Geddes (TGS)	37 8/10
1952-	T. Brandon (BBC)	R. Clarke (NC)	M. Carlton-Smith (GT)	W. Christie (CEGS)	M.R. Litzow (IGS)	41 4/10
1953-	T. Brandon (BBC)	R.N. McCoombes (IGS)	J. Cox (GT)	J. Beare (NC)	A. Padgen (TGS)	38.2
1954-	J. McLeod (CEGS)	A. Fingleton (GT)	T. Jacobsen (NC)	J. Stathes (IGS)	P. Gibson (BBC)	40 1/10
1955-	E.K. Vance (CEGS)	J. Fingleton (GT)	R. Kelly (TSS)	J. Thorley (NC)	W. Stubbs (TGS)	38 1/2
1956-	J. Fingleton (GT)	I.E. Keyes (CEGS)	P. McMahon (NC)	R. Colclough (BGS)	R. Morrison (TSS)	37
1957-	A. Fingleton (GT)	R.D. Mamie (TSS)	P. McMahon (NC)	F. Graham (BBC)	B. Dunn (BGS)	35 1/5
1958-	T. McMahon (NC)	G.A. Sampson (BGS)	R.G. Fingleton (GT)	R. Taylor (BBC)	W.A. Watts (TSS)	35 1/5
1959-	G. Dunne (BGS)	N. Reynolds (CEGS)	R. Fingleton (GT)	M. Chagoury (NC)	P. Rolfe (TSS)	36 1/5
1960-	J.W. Knmmer (CEGS)	J. Chapman (GT)	R. Simpson (TGS)	S.C. Gregory (BBC)	D. Jenkins (TSS)	35 1/2
1961-	J. Chapman (GT)	A. MacLeod (BGS)	R. Gregory (BBC)	R. Miria (T5S)	P. Downie (CEGS)	36 1/10
1962-	W.F. Luya (CEGS)	B.McMahon (GT)	R.R. Birch (BGS)	P. Davies (NC)	R. Gregory (BBC)	36
1963-	B.McMahon (GT)	J. Walmsley (NC)	D.J. Lloyd (CEGS)	S.R. Booker (BGS)	B. Bell (BSHS)	35.5
1964-	P.D. Hamilton (GT)	D.M. Rylance (BBC)	N.J. Hooper (BGS)	J.G. Fraser (CEGS)	M.C. Beatty (NC)	35.7
1965-	G. Reid (BGS)	G.J. Brough (TSS)	A.A. Hogue (CEGS)	F. Clarke (IGS)	D.M. Forster (BBC)	34.8
1968-	G.J. Sanders (TGS)	G.R. Langdon (BBC)	P. Raward (TSS)	G.J. Short (BGS)	W.D. Gardiner (IGS)	33.1
1969-	N. Martin (BGS)	G. Frost (BSHS)	P. Lacaze (CEGS)	P. Lalor (NC)	N. Spike (GT)	33.6
1970-	R. Mowen (NC)	A. Carstensen (BSHS)	W. Barrett (TGS)	A. Birchley (CEGS)	J. Lowes (GT)	34.6
1971-	M. Tonelli (GT)	R. McCarthy (BSHS)	M.J. Bell (TSS)	S. Holland (CEGS)	R. Stubbs (BGS)	32.4
1972-	R.H. McCowan (CEGS)	A. Wilson (BGS)	W.J. Stone (BBC)	A. Palm (NC)	R. Jones (GT)	32.3
1973-	R. Thams (BGS)	B.Donovan (CEGS)	W. Wakefield (BSHS)	R. Bownham (GT)	P.J. McLeod (BBC)	32.0
1974-	J. Perkins (BGS)	M.J. Spurrier (IGS)	R. Logan (BSHS)	C. Seawright (TGS)	J. Ford (GT)	32.6
1975-	P. Beardmore (BGS)	T. McCawley (GT)	W. Greenhalgh (TSS)	S. Habermann (CEGS)	M. Woodrow (BSHS)	32.7
1976-	J. Yule (BGS)	G.R. Seawright (TGS)	N.D. Thompson (BBC)	J.D. Petersen (IGS)	D. Nottingham (BSHS)	34.0
1977-	R. Clarke (BSHS)	M. Glanford (BGS)	D.R. Orbell (IGS)	S.J.H. Moffatt (BBC)	D.J. Hoyal (CEGS)	32.0
1978-	M. Xavier (BGS)	M.A. Packman (BSHS)	D.S. Verrenkamp (IGS)	D.B. McKinstry (TGS)	G. Gibbons (GT)	34.1
1979-	S. Clarke (BSHS)	S. Burton (TSS)	R. Cope (BGS)	J. McNamee (GT)	A. Finlay (BBC)	31.01
1980-	W. Moretensen (GT)	S.A. Ponton (IGS)	S.A. Hay (BSHS)	P.W. Hammond (TSS)	G. Dalton (BGS)	30.90
1981-	G. Boevink (NC)	G. Edwards (BSHS)	A.E. Savage (BGS)	M.C. O'Brien (GT)	G.J. Hepple (TGS)	32.08
1982-	A. Kurth (BGS)	M. Mastromichele (BSHS)	P. Burnie (TGS)	R. Boman (GT)	R. Gilroy (IGS)	32.23
1983-	J.S. Ives-Plunkett (BSHS)	J.W. Deacon (BGS)	C.J. Finlay (BBC)	A.M. O'Donoghue	R.F. Trenery (TGS)	32.15
1984-	C.A. Logan (BSHS)	M.T. Lee (CEGS)	K.T. O'Donoghue (GT)	A.A. Brightwell (TSS)	A.B.J. Scriven (BGS)	30.26
1985-	J.D. Paetzholdt (BGS)	J.M. Dean (ACGS)		D.A. Watson-Brown (GT)	R.H. Gilroy (IGS)	33.53
		D.J. Maclean (BBC), tie				
1986-	J.C. Cooper (BSHS)	A.J. Weston (ACGS)	L. Maguire (NC)	R.R. Pollard (BBC)	M. Van Oostrum (IGS)	30.59
1987-	C.R. Patterson (BSHS)	D.J.G. Little (BGS)	T.M. Boevink (NC)	C.J. McInerney (GT)	K.J. Perkins (BBC)	32.11
1988-	A.G. Cook (GT)	M. Knobel (TSS)	G.J. Taylor (ACGS)	S.J. Richards (BGS)	J.R. Forster (BSHS)	31.38
1989-	A.D. Dickson (NC)	M.J. Stewart (GT)	S.P.Rowe (BBC)	C.W.Forster (BSHS)	B.F.Martin (ACGS)	32.36



## 50 Metre Backstroke: Under 14 (Continued)

Date	First	Second	Third	Fourth	Fifth	Time
1990-	S.M. Logan (BSHS)	A.H. Flaskas (ACGS)	T.E. Clayton (GT)	B. Mulder (BGS)	I.G. Ware (IGS)	30.62
1991-	D.J. Boxall (BSHS)	L.A. Wallace (GT)	L. Robertson (BBC)	K.A. Lacin (BGS)	C. Bradshaw (TGS)	30.16
1992-	R.A. Powells (BSHS)	K.A. Lacin (BGS)	M. Roland (NC)	B.G. Connell (ACGS)	T.J. Lingham (BBC)	29.47
1993-	N.B. Baird (BSHS)	D.A. Rogers (BGS)	D.G. Smith (NC)	T.W. Rogers (IGS)	D.W. Guthrie (GT)	30.04
1994-	A. Athanasiov (TGS)	T.C. Weingarh (NC)	C.R.J. Kenman (BGS)	M.P. Gallagher (GT)	R. Cadd (IGS)	31.09
1995-	J.W. McCourt (NC)	A.T. Yates (TSS)	B.M. Sprenger (GT)	M.Q.G. Bell (BGS)	N.R. Murphy (ACGS)	30.34
1996-	N. Gourgaud (IGS)	A.D. Timm (NC)	B.J. Norris (ACGS)	P. Melloy (BGS)	M.J. Hamlin (GT)	31.93
1997-	L. C. McBean (TSS)	W. W. H. Dening (NC)	M. English (BBC)	C. Votan (BGS)	M. deKloot (ACGS)	33.88
1998-	E. Hinschen (IGS)	I. Goh (TSS)	M.G. Skroblin (BBC)	R.G. Barker (NC)	A. Woodgate (BGS)	30.47
1999-	N.R. Sprenger (GT)	T. Beadle (BGS)	A.J. Hosking (BBC)	T.W.T. Jones (NC)	J.W. Ledgerwood (TSS)	30.39
2000-	L.H.M. Lyons (BBC)	J. Johnson (IGS)	C. Partridge (TSS)	A.W. Talbot (NC)	T.D. Garnaut (GT)	30.10
2001-	M.R.T. Delbridge (NC)	J. Young (BGS)	R.A. Hayes (BBC)	M. Fox (TSS)	A.J. Tellam (GT)	31.12
2002-	E. Hannant (TSS)	J.R. Murray (NC)	M.J. Massey (BBC)	S.M. Sprenger (GT)	L. Klein (BGS)	31.12
2003-	B.J. Donaldson (NC)	L. Burns (IGS)	M.C. Close (ACGS)	W.H. Han (TSS)	A. Miller (BGS)	29.81
2004-	P. Hawkins (BSHS)	R.J. Fogarty (GT)	B. Cunningham (TSS)		M.J. Gregory (BBC)	30.48
		S. Moore (BGS), tie				
2005-	R.R. Ryan (NC)	J. Bailey (TSS)	T.L. James (BBC)	L.J. Clentsmith (ACGS)	R. Alcorn (IGS)	29.95
2006-	H. Perkins (TSS)	A.J. Hughes (NC)	G.P. O'Brien (GT)	T. Wood (IGS)	B.G. Hewitt (BGS)	30.36
2007-	H.B. Taylor (ACGS)	M. Larkin (BGS)	Z.A. Taylor (NC)	C. Fredrick (IGS)	S.M. O'Neill (GT)	28.61 @
2008-	Z. Featherstone (TSS)	W.J. Whenuaroa (NC)	S.A. Taylor (BSHS)	H.W. Strathdee (IGS)	C.P. Robusto (GT)	29.01
2009-	A. Press (TSS)	M.D. Zammit (IGS)	J.M. Gilliland (NC)	L.M. Cronin (GT)	P.J. Soalheira (BSHS)	30.13
2010 -	D. V. Oliver (NC)	R.J. Parker (BSHS)	P.J. Soalheira (ACGS)	J.R. Brown (TSS)	M.J. Sweeney (TGS)	29.73
2011-	M.A. Carleton (ACGS)	C.R. Lewis (NC)	D.J. Richardson (TSS)	E. Zhou (BBC)	L.J. Neill (GT)	30.98
2012-	B.N. McCarthy (TGS)	M.B. Canham (IGS)	H. Stubbs (BGS)	S.H. Macky-Payne (TSS)	B.T. Herrigan (NC)	30.13
2013-	J.W. Ford (IGS)	H. Abeya (ACGS)	B. Woolf (NC)	A. Gantimuroff (BBC)	S.J. Bobbie (TGS)	29.55
2014-	M.M. Carlyon (BBC)	W. Harris (ACGS)	C. Oslington-Elliott (BSHS)	M. J. Campbell (IGS)	F.J. Stewart (TGS)	29.02
2015-	L.D. Byrne (BBC)	L.C. Parish (TSS)	K.R. Welfare (IGS)	J. Abeya (ACGS)	A. Grant (BGS)	29.48
2016-	K.L. Skippis (TSS)	T. Neill (GT)	J.A. Tomlinson (NC)	T. Crossley (BGS)	J.D. Campbell	29.71

## 50 Metre Backstroke: Under 15

Date	First	Second	Third	Fourth	Fifth	Time
1948-	D.O. Mason (CEGS)	F. Guilford (NC)	D. Bird (BBC)	D. Phillips (IGS)	A. Jeffrey (BSHS)	36
1949-	C.H. Arnold (CEGS)	W.J. Murray (GT)	N. Jacklin (NC)	P. Hobler (BBC)	K. Henry (BSHS)	37 2/5
1950-	D. Trenerry (TGS)	S. Norris (BSHS)	P.S. Mason (CEGS)	J.R. Barren (GT)	R. Woodgate (NC)	34 1/10
1952-	M. Mason (CEGS)	I. McBain (NC)	I. Freeman (BGS)	T. Byrne (GT)	H. Morrow (TSS)	38 4/10
1951-	W. Cox (GT)	N. McCoombes (IGS)	K. Wainwright (CEGS)	J. Beare (NC)	G. Bell BSHS)	36 1/10
1955-	R. Leong (NC)	A. Fingleton (GT)	G. Derrick (BBC)	R. Hopkins (BGS)	R. Dart (TSS)	36 7/10
1956-	P. Enright (NC)	J. Enright (GT)	D. Applebee (CEGS)	R. Dart (TSS)	D. Clarke (BGS)	36
1957-	P. Cooke (GT)	B. McPhee (BBC)	I.E. Key (CEGS)	R. Brown (BGS)	D. Whikle (TGS)	36 1/10
1958-	J.A. Fingleton (GT)	P. McMahon (NC)	R.D. Mamie (TSS)	P. Lobegeiger (IGS)	F. Graham (BBC)	33 7/10
1959-	T. McMahon (NC)	B. Munro (CEGS)	G. Simpson (BGS)	B. Fingleton (GT)	P. Taylor (BBC)	32 7/10
1960-	N.W. Reynolds (CEGS)	R. Fingleton (GT)	G. Dunne (BGS)	M. Chagoury (NC)	R.E. Wilson (BBC)	33 3/5
1961-	D. Jenkinson (TSS)	R. Trevethan (CEGS)	D. Milburn (GT)	S. Gregory (BBC)	D. Forster (BGS)	35 4/10
1962-	G. Rayner (BSHS)	J.M. Covacevich (BGS)	J. Chapman (GT)	D. Yeates (TSS)	J.H. Hines (CEGS)	32 7/10
1963-	W.F. Luya (CEGS)	D. White (GT)	B. Aplin (BBC)	R.R. Birch (BGS)	A. Carrick (NC)	32.9
1964-	G.L. Gardiner (NC)	B.F. McMahon (GT)	D.J. Lloyd (CEGS)	J. McGavin (BSHS)	R.K. Williams (BGS)	32.6
1965-	D.M. Rylance (BBC)	N. Hooper (BGS)	R.D. Hamilton (GT)	J.G. Fraser (CEGS)	J. Lloyd (TSS)	34.4
1968-	A. Shean (GT)	B. McGregor (TGS)	R. Perry (BSHS)	J.S. Henderson (NC)	T. Hoskin (BBC)	30.9
1969-	G.R. Langdon (BBC)	B. Cooper (BSHS)	G. Sanders (TGS)	R. Raward (TSS)	G. Short (BGS)	31.7
1970-	N. Martin (BGS)	J. Van Opendenbosch (GT)	G. Frost (BSHS)	R. Lacaze (CEGS)	M. Thomas (TGS)	31.5
1971-	G. Frost (BSHS)	A. Cook (BGS)	C. Jones (GT)	G.A. Roberts (TSS)	A.J. Birchley (CEGS)	32.3
1972-	M. Tonelli (GT)	W. Clements (BSHS)	S.R. Holland (CEGS)	B. Stubbs (BGS)	G.J. Boyd (TSS)	31.5
1973-	A. Wilson (BGS)	R. McCowan (CEGS)	W. Stone (BBC)	M. Kelly (NC)	R. Smith (GT)	31.2
1974-	R. Thams (BGS)	W. Wakefield (BSHS)	A. VandeVelde (GT)	B. Donovan (CEGS)	R. Gniffiths (TGS)	31.1
1975-	J. Perkins (BGS)	T. Bettenay (BSHS)	M. Spurrier (IGS)	C. Johnston (GT)	D. Moffat (BBC)	31.5
1976-	R. Beardmore (BGS)	T. McCawley (GT)	W. Greenhalgh (TSS)	G.A. Byram (CEGS)	I. Van Haeringen (BSHS)	31.8
1977-	J. Yule (BGS)	G.R. Seawright (TGS)	M.D. Thompson (BBC)	M.T. Pearce (TSS)	A.J. Anderson (BSHS)	32.3
1978-	R. Clarke (BSHS)	D.R. Orbell (IGS)	M.D. Glanford (BGS)	D.J. Hoyal (CEGS)	S.C. Falconer (TGS)	30.8
1979-	M. Packman (BSHS)	G. Trotman (NC)	M. Xavier (BGS)	R. Gibson (BBC)	D. Verrenkamp (IGS)	31.41
1980-	S.E. Clarke (BSHS)	G. Beikoff (BGS)	S.J. Burton (TSS)	A.M. Finlay (BBC)	S.A. Lisle (TGS)	29.65
1981-	W. Moretensen (GT)	S.A. Hay (BSHS)	S.A. Ponton (IGS)	R.W. Hammond (TGS)	G.M. Piastiras (BGS)	29.69
1982-	L. Boevink (NC)	M. O'Brien (GT)	G. Edwards (BSHS)	M. Magnusson (CEGS)	G. Heppie (TGS)	29.57
1983-	A.J. Kurth (BGS)	S.J. Cotter (BSHS)	R. Boman (GT)	R.R.L. Burnie (TGS)	R.R. Gilroy (IGS)	30.86
1984-	M.R. Packman (BSHS)	J.W. Deacon (BGS)	A.M.O'Donoghue (GT)	C.J. Finlay (BBC)	C.J. Davies (CEGS)	30.10
1985-	C.A. Logan (BSHS)	M.T. Lee (ACGS)	K.T. Donoghue (GT)	S.A. Reinke (TGS)	A. Brighwell (TSS)	30.11
1986-	T. Cronshaw (BGS)	L.A. Waters (BSHS)	D.A. Watson-Brown (GT)	D.J. Maclean (BBC)	R.H. Gilroy (IGS)	32.13
1987-	J.C. Cooper (BSHS)	A.J. Weston (ACGS)	J.A. McKeering (NC)	D.S. Cooke (BGS)	M. Van Oostnum (IGS)	29.37
1988-	C.J. McInemey (GT)	D.J.G. Little (BGS)	A.B. McCready (ACGS)	C.R. Patterson (BSHS)	K.J. Van Oostnum (BBC)	30.78
1989-	M. Knobel (TSS)	D.C. Plumpton (BSHS)	S.J. Richards (BGS)	A.G. Cook (GT)	G.J. Taylor (ACGS)	29.68
1990-	C.W. Forster (BSHS)	A.D. Dickson (NC)	J.D. Griffith (ACGS)	S.J. Russell (GT)	D.J. Best (IGS)	30.68
1991-	S.M. Logan (BSHS)	A.H. Flaskas (ACGS)	T.E. Clayton (GT)	B. Mulder (BGS)	C.A. Mounsey (NC)	30.23
1992-	L.A. Wallace (GT)	D. Boxall (BSHS)	L.F. Robertson (BBC)	B. Glide (NC)	B.W. Jones (ACGS)	29.14
1993-	R.A. Powells (BSHS)	K.A. Lacin (BGS)	T.J. Lingham (BBC)	L.F. Brown (NC)	B.G. Connell (ACGS)	28.16
1994-	N.B. Baird (BSHS)	S.K.C.Y. Liew (ACGS)	D.W. Guthrie (GT)	D.A. Rogers (BGS)	D.G. Smith (NC)	28.63
1995-	M.R. Gallagher (GT)	A. Athanasiov (TGS)	T.C. Weingarh (NC)	C.R.J. Kenman (BGS)	D. Allen (IGS)	29.96
1996-	J.W. McCourt (NC)	W.B. Guthrie (GT)	M. Bell (BGS)	G. Astill (IGS)	R.F. McCallum (TSS)	29.62
1997-	H. Leung (ACGS)	N. Gourgaud (IGS)	J.E. Chamman (NC)	M. Riley (BGS)	M. Howarth (BBC)	29.70
1998-	L.C. McBean (TSS)	M.J. English (BBC)	W.W.H. Dening (NC)	M. TeKloot (AGCS)	C. Votan (BGS)	28.36
1999-	E. Hinschen (IGS)	R.G. Barker (NC)	M.G. Skroblin (BBC)	A. Leeder (TGS)	I. Goh (TSS)	29.68
2000-	N.R. Sprenger (GT)	T. Beadle (BGS)	A.J. Hutchinson (NC)	A.J. Hosking (BBC)	R. Church (IGS)	29.17
2001-	L.H.M. Lyons (BBC)	A.W. Talbot (NC)	J. Johnson (IGS)	T.D. Garnaut (GT)	R. Muller (BGS)	28.45
2002-	M.R.T. Delbridge (NC)	B. O'Bryan (TSS)	J. Young (BGS)	A. Tellam (GT)	R.A. Hayes (BBC)	29.79
2003-	T. Wright (TSS)	J.R. Murray (NC)	M.J. Massey (BBC)	M. Rudolph (IGS)	S.M. Sprenger (GT)	29.50
2004-	D.J. van Velden (BBC)	L. Burns (IGS)	B.J. Donaldson (NC)	M.C. Close (ACGS)	M. Brookes (BSHS)	28.57
2005-	C.H. Morrison (ACGS)	N. Johnson (NC)	P. Hawkins (BSHS)	J.R. Bruton (TSS)	R.J. Fogarty (GT)	29.11
2006-	R.R. Ryan (NC)	L.J. Clentsmith (ACGS)	J. Bailey (TSS)	J.R. Cornish (GT)	R. Alcorn (IGS)	28.38
2007-	H. Perkins (TSS)	R. Smith (TGS)	A.J. Hughes (NC)	G.P. O'Brien (GT)	M. Rafton (BSHS)	29.18
2008-	Z. A. Taylor (NC)	A. Mills (BBC)	C.M. Raven (IGS)	A. Cois (BGS)	T. Clarke (TSS)	29.28
2009-	Z.J. Whenuaroa (NC)	Z. Featherstone (TSS)	A.S. Prasad (BSHS)	T.T. Leung (BBC)	H.J. Pullar (BGS)	28.13 @
2010 -	R.C. Gerlach (ACGS)	J. Gilliland (NC)	A. Press (TSS)	D.S. Timbs (TGS)	Z. W. Welfare (IGS)	28.36
2011-	D.V. Oliver (NC)	R.J. Parker (BSHS)	J.L. Parry (BGS)	C.M. Harvey (GT)	P.J. Soalheira (ACGS)	28.31
2012-	J.A. Cornell (IGS)	C.R. Lewis (NC)	L. Osborne (GT)	M. Carleton (ACGS)	D. Lang (BGS)	28.79
2013-	B.N. McCarthy (TGS)	M.B. Canham (IGS)	S.H. Mackay-Payne (TSS)	W. Walsh (BSHS)	H. Stubbs (BGS)	28.78
2014-	H. Abeya (ACGS)	J.W. Ford (IGS)	B.J. Woolf (NC)	A. Gantimuroff (BBC)	C. Ormrod (BGS)	29.27
2015-	B.M. Carlyon (BBC)	F. Stewart (TGS)	W. Harris (ACGS)	C. Willis (BSHS)	W.M. Ellis (NC)	28.49
2016-	L. Byrne (BBC)	C. Smith (ACGS)	H. Cotter (NC)	Z.A. Maher (TSS)	M. Jones (BGS)	28.48

## 50 Metre Backstroke: Under 16

Date	First	Second	Third	Fourth	Fifth	Time
1939-	D. Wilson (CEGS)	G.J. Stuart (TGS)	G.M. D'Arcy (GT)	W. Ash (BBC)	R. Ryan (NC)	41 3/5
1940-	G. Thursby (CEGS)	G.M. D'Arcy (GT)	B.H. Dowling (BGS)	I.A. Hinwood (BBC)	L. Smith (BSHS)	39
1941-	G.M. D'Arcy (GT)	R. Nixon-Smith (CEGS)	S.Scott (NC)	D.L. Cowan (TGS)	J.T. Duhig (BBC)	38 4/5
					N. C. Perkins (BGS). tie	
1942-	No Competition					
1943-	T. Chapple (TGS)	N.E. Parker (CEGS)	N. Eaves (GT)	J. Stubbs (BSHS)	G. Clarke (NC)	41 2/5
1944-	I.D. Brown (BGS)	G.M. Carr (TGS)	W.R. Chandler (TSS)	J.H. Epps (CEGS)	K. Campbell (GT)	37 4/5
1945-	K. Graham (BSHS)	F. Gardner (BGS)	J. Tyrell (CEGS)	T. Boyce (TGS)	C.C. Thompson (BBC)	36 1/5
1947-	R.N. Gaie (CEGS)	M. Trennery (TGS)	H. Nicholson (NC)	D. Wells (TSS)	G. Baker (BSHS)	36 3/5
1948-	J.D. Bartlett (CEGS)	J. O'Neill (NC)	H. Schwartz (TGS)	E.H. Benjamin (BGS)	M.J. Haren (GT)	35 3/10
1949-	D.O. Mason (CEGS)	B. Tatham (NC)	M. Benstead (BSHS)	J.F. Harrington	V. Hinton (TGS)	34 3/10
1950-	A.H. Arnold (CEGS)	W.J. Murray (GT)	F. Smith (NC)	P. Hobler (BBC)	J. Frew (BGS)	35 3/10
1952-	C.J. Weld (GT)	C. Whitehouse (CEGS)	R. Duggan (NC)	R. Kirkelle (BBC)	W.R. Raymond (TGS)	33 9/10
1953-	N.M. Cooke (GT)	B. Hawkins (CEGS)	D. Dobbie (BBC)	A.H. Morrow (TSS)	B. Parton (BSHS)	36 8/10
1954-	R. O'Donoghue (NC)	B.A. Martin (BBC)	R. Horton (GT)	W. Christie (CEGS)	A. Dowling (BGS)	36 1/2
1955-	J. Cox (GT)	M.K. Hooper (CEGS)	J. Delahunty (NC)	D.I. Madden (BGS)	D. Petty (TGS)	
1956-	A. Fingleton (GT)	J. McLeod (CEGS)	R. Leong (NC)	P. Hopkins (BGS)	G. Denick (BBC)	33
1957-	P. Enright (NC)	J. Ennght (GT)	D.C. Applebee (CEGS)	R.J. Kelly (TSS)	N. Potts (BGS)	34 2/5
1958-	T. McMahon (NC)	P.K.Cooke (GT)	R.Brown (BGS)	D.A. Hordern (TSS)	I. McPhee (BBC)	34
1959-	J. Fingleton (GT)	F. Graham (BBC)	P. McMahon (NC)	C.Creatorix (CEGS)	P. Lobegeiger (IGS)	32 4/5
1960-	B.J. Munro (CEGS)	T. McMahon (NC)	T. Affleck (BGS)	R.S. Gregory (BBC)	R. Bligh (BBC)	32 4/5
1961-	N. Reymonds (CEGS)	R. Fingleton (GT)	G. Dunne (BGS)	M. Rumer (TGS)	J. Potts (TSS)	32
1962-	P.J. Treveltham (CEGS)	D. Milburn (GT)	S. Gregory (BBC)	D. Jenkenson (TSS)	B. Madsen (BSHS)	33 1/5
1963-	M.M. Covacevich (BGS)	G. Rayner (BSHS)	J. Chapman (GT)	R.A. Downie (CEGS)	J.C. Dixon	31.4
1964-	W.F. Luva (CEGS)	B.R. Aplin (BBC)	D.M. White (GT)	R. Birch (BSHS)	R.G. Hogarth (TSS)	32.6
1965-	G.L. Gardiner (NC)	B.F. McMahon (GT)	B.D. Moon (TSS)	J.N. Carter (CEGS)	J. McGavin (BSHS)	32.0
1968-	K.P. McGregor (TGS)	E.R. Clarke (CEGS)	B. Fisher (GT)	L. Heathcote (BSHS)	P.J. Langdon (BBC)	30.2
1969-	A. Shean (CEGS)	B. McGregor (TGS)	T. Hoskin (BBC)	W. Frost (BSHS)	P. Ramsay (TSS)	30.2
1970-	B. Cooper (BSHS)	G.R. Langdon (BBC)	G. Sanders (TGS)	P. Raward (TSS)	G. Short (BGS)	29.8
1971-	N.W. Madin (BGS)	G. Sanders (TGS)	D. Bellamy (BSHS)	P. Lalor (NC)	R. McL. Davidson (CEGS)	30.4
1972-	G. Frost (BSHS)	D. McGovern (TGS)	C. Jones (GT)	A. Winlaw (IGS)	B. Collinson (BBC)	31.8
1973-	M. Tonelli (GT)	S. Holland (CEGS)	W. Clements (BSHS)	B. Stubbs (BGS)	A. Reabum (TSS)	29.0
1974-	A. Wilson (BGS)	W. Stone (BBC)	P. Smith (GT)	R. McCowan (CEGS)	M. Kelly (NC)	30.9
1975-	W. Wakefield (BSHS)	C.J. Loel (CEGS)	M. Beardmore (BGS)	A. Van Der Velde (GT)	B. Green (BBC)	31.8
1976-	J. Perkins (BGS)	T. Bettenay (BSHS)	P.A. Waddington (CEGS)	D.K. Moffatt (BBC)	C. Johnson (GT)	31.2
1977-	P. Beardmore (BGS)	G.K. Orbell (IGS)	T. McCawley (GT)	W. Greenhalgh (TSS)	M.W. Evans (BSHS)	30.2
1978-	J. Yule (BGS)	G.R. Seawright (TGS)	N.D. Thomson (BBC)	J.M. Hooper (BSHS)	G.J.T Kenny (CEGS)	31.6
1979-	D. Orbell (IGS)	R. Clarke (BSHS)	M. Glanford (BGS)	T. Karydis (IGS)	P. Hancock (TSS)	29.85
1980-	M. Xavier (BGS)	A.J. Watts (BSHS)	G. Trotman (NC)	R.L. Gibson (BBC)	D.S. Verrenkamp (IGS)	31.02
1981-	S.E. Clarke (BSHS)	S.J. Burton (TSS)	G.B. Beikoff (BGS)	M.J. Holmes (GT)	S.A. Lisack (GT)	29.07
1982-	J. Sieben (BSHS)	W. Mortensen (GT)	P. Hammond (TGS)	S. Ponton (IGS)	D. Hancock (TSS)	29.59
1983-	G. Boevink (NC)	M.C. O'Brien (GT)	G.J. Hepple (TGS)	M.R. Magnusson (CEGS)	T.E. Hart (TSS)	29.86
1984-	A.J. Kurth (BGS)	S.J. Cotter (BSHS)	S. Dalton (GT)	S.T. Gillespie (NC)	P.R.L. Burnie (TGS)	30.41
1985-	M.R. Packman (BSHS)	J.W. Deacon (BGS)	A.M. O'Donoghue (GT)	C.J. Finlay (BBC)	J. MacTaggart (TSS)	29.33
1986-	C.A. Logan (BSHS)	M.T. Lee (ACGS)	S.A. Reinke (TGS)	K.T. O'Donoghue (GT)	A.A. Brightwell (TSS)	29.79
1987-	D.S. Watson-Brown (GT)	R.H. Gilroy (IGS)	D.J. Maclean (BBC)	M. Hanwood (BGS)	S.W. Anderson (ACGS)	31.29
1988-	J.C. Cooper (BSHS)	A.J. Weston (ACGS)	J. McKeering (NC)	S.I. Bnmblecombe (TGS)	W.D. Fredericks (GT)	28.73
1989-	K.J. Perkins (BBC)	C.J. Mcinemy (GT)	T.W. Penrose (TSS)	C.R. Patterson (BSHS)	D.J.G. Little (BGS)	30.18
1990-	D.A. Sheehan (BSHS)	M. Knobel (TSS)	S.J. Richards (BGS)	G.J. Taylor (ACGS)	A.G. Cook (GT)	28.85
1991-	A.D. Dickson (NC)	J.D. Griffith (ACGS)	A.P. Rollason (GT)	S.W. Bender (BGS)	R. Gordon (BBC)	30.38
1992-	S. Logan (BSHS)	A.H. Flaskas (ACGS)	T.E. Clayton (GT)	J. Duggan (NC)	B. Mulder (BGS)	28.27
1993-	D.J. Boxall (BSHS)	L.A. Wallace (GT)	B.C. Glide (NC)	B.W. Jones (ACGS)	J.A. Christopher (TSS)	28.32
1994-	R.A. Powells (BSHS)	T.J. Lingham (BBC)	B. Biggam (IGS)	N.C. Rickard (NC)	B.G. Connell (ACGS)	27.60
1995-	N. Baird (BSHS)	S.K.C.Y. Liew (ACGS)	M.G. Bush (NC)	H.J.H. Jackson (BBC)	A.J. Lacey (TSS)	29.02
1996-	T.C. Weingarth (NC)	E.M. Gallagher (GT)	A. Athanasov (TGS)	J. Wheeler (ACGS)	C. Kenman (BGS)	29.05
1997-	W. B. Guthrie (GT)	J. W. McCourt (NC)	P. F. McCallum (TSS)	M. Bell (BGS)	G. Astill (IGS)	29.78
1998-	P. Melloy (BGS)	N. Gourgaud (IGS)	J.E. Charman (NC)	H. Leung (AGCS)	M.D. Howarth (BBC)	29.22
1999-	L.C. McBean (TSS)	R.P. McDonald (NC)	M.J. English (BBC)	P.D. Weatherley (ACGS)	R. Church (IGS)	27.71
2000-	M.G. Skrobblin (BBC)	E. Hinschen (IGS)	R.G. Barker (NC)	D. Collins (TSS)	A. Woodgate (BGS)	29.61
2001-	N.R. Sprenger (GT)	A.F. Barclay (BBC)	T. Beadle (BGS)	T.W.T. Jones (NC)	M. Playford (TGS)	28.36
2002-	L. Lyons (BSHS)	L.Brodie (NC)	A.R. Dickey (TGS)	D.S.C. Cramb (BBC)	C. Briscoe (ACGS)	28.39
2003-	M.R.T. Delbridge (NC)	M. Black (IGS)	P.J. Gleeson (BBC)	B. O'Bryan (TSS)	T. Aitken (GT)	28.28
2004-	T. Wright (TSS)	M.J. Massey (BBC)	B.F. Hutchinson (NC)	W. Fellows (IGS)	L. Klein (BGS)	29.33
2005-	B.J. Donaldson (NC)	M.C. Close (ACGS)	R. Webber (IGS)	B. Ball (TSS)	M. Thornely (BGS)	28.18
2006-	C.S. Dunne (NC)	P. Hawkins (BSHS)	C.H. Morrison (ACGS)	R.J. Fogarty (GT)	J. Kibby (IGS)	28.36
2007-	R.R. Ryan (NC)	J.R. Cornish (GT)	X. Crawford (TSS)	R. Alcorn (TSS)	R. Donald (BSHS)	28.12
2008-	A.J. Hughes (NC)	H. Perkins (TSS)	C. Fedrick (IGS)	B.G. Hewitt (BGS)	C.T. Smith (GT)	28.70
2009-	H.B Taylor (BSHS)	Z.A. Taylor (NC)	A.J. Mills (BBC)	A. Cois (BGS)	E.D. Smith (IGS)	28.04
2010 -	Z. Whenuaroa (NC)	J. Merrillies (ACGS)	C. P. Robusto (GT)	T. T. Leung (BBC)	H. W. Strathdee (IGS)	28.42
2011-	R.C. Gerlach (ACGS)	J.M. Gilliland (NC)	P.R. Brittain (TGS)	Z.W. Welfare (IGS)	B.M. Willoughby (TSS)	27.34 @
2012-	D.V. Oliver (NC)	B.L. Ashby (TSS)	J. Parry (BGS)	R.J. Parker (BSHS)	M.J. Sweeney (TGS)	27.94
2013-	J. Cornwell (IGS)	D. Lang (BGS)	J.K. Kersten (TSS)	C. Lewis (NC)	C. Carsley (GT)	27.48
2014-	W. Walsh (ACGS)	B.J. Oates (TGS)	M.B. Canham (IGS)	D. McConnell (BSHS)	S.H. Mackay-Payne (TSS)	28.18
2015-	C. Ormrod (BGS)	H.Abeya (ACGS)	D. Stevens (TGS)	A. Gantimuroff (BBC)	E.D. Cole (TSS)	28.58
2016-	C.W. O'Neill (TSS)	B. Carlyon (BBC)	T. Wilson (TGS)	C. Williams (BSHS)	W. Harris (ACGS)	28.52

## 100 Metre Backstroke: Open

Date	First	Second	Third	Fourth	Fifth	Time
1947-	D. Michael (BSHS)	A. Bumett (BBC)	I. Hatherell (TGS)	M. Foote (CEGS)	D. McAuliffe (NC)	77 3/5
1948-	D. Michael (BSHS)	R.N. Gale (CEGS)	M. Trennery (TGS)	D. Weil (TSS)	J. Nash (BGS)	76 1/10
1949-	J.D. Bartlett (CEGS)	M. Trennery (TGS)	R. Hogarth (BSHS)	J. O'Neill (NC)	T.A. Hickey (GT)	80
1950-	J.D. Bartlett (CEGS)	J. O'Neill (NC)	T.A. Hickey (GT)	R. Wiles (BGS)	R. Lacaze (TGS)	80
1952-	J.R. Barrett (GT)	D. Trenery (TGS)	B. Griffith (CEGS)	A. Scarabaria (NC)	D.V. Campbell (BBC)	1:15 3/10
1953-	C.J. Weld (GT)	I. McBain (NC)	R. Kirkaldie (BBC)	C.M. Porter (CEGS)	J.S. Stephenson (TSS)	1:14 6/10
1954-	R. O'Donoghue (NC)	D. Conners (CEGS)	J. Byme (GT)	R.K. Kirkaldie (BBC)	G. Quinn	1:19 3/10
1955-	R. O'Donoghue (NC)	M. Cooke (GT)	M. Litzow (IGS)	B. Martin (BBC)	J.A. Noble (CEGS)	1:17 1/10
1956-	A. Fingleton (GT)	R. O'Donoghue (NC)	F. Lamb (CEGS)	A. Dowbry (BGS)	G. Davidson (TSS)	1:12
1957-	J. Fingleton (GT)	J.G. McLeod (CEGS)	K. Williams (NC)	G.J. Nall (BGS)	G. Derrick (BBC)	1:9 2/5
1958-	J.J. Enright (GT)	A.J. Nall (BGS)	P. Enright (NC)	J.R. Nobb (CEGS)	R.J. Kelly (TSS)	1:14 1/5
1959-	J.J. Enright (GT)	J.R. Noble (CEGS)	R. Brown (BGS)	M. Lynch (NC)	R. O'Brien (BBC)	1:15 3/5
1960-	J. Fingleton (GT)	G.S. Greatorix (CEGS)	R. Brown (BGS)	I.B. McPhee (BBC)	P. Foxton (TSS)	1:10 1/2
1961-	G. Greatorix (CEGS)	T. McMahon (NC)	P. Foxton (TSS)	P. Lever (BGS)	M. Oley (GT)	1:10 9/10
1962-	B.J. Munro (CEGS)	T. McMahon (NC)	R. Fingleton (GT)	I.R. Affleck (BGS)	D. Whitehead (BSHS)	1:11

## 100 Metre Backstroke: Open (Continued)

Date	First	Second	Third	Fourth	Fifth	Time
1963-	B.J. Munro (CEGS)	R. Fingleton (GT)	S.C. Gregory (BBC)	R. Timmins (BSHS)	P.G. Baxter (IGS)	1:9.9
1964-	J.M. Covacevich (BGS)	R.A. Downe (CEGS)	G. Rayner (BSHS)	J.M. Chapman (GT)	J.C. Dixon (IGS)	1:12.4
1965-	W.F. Luya (CEGS)	J. Covacevich (BGS)	J. Dixon (IGS)	B.P. Thompson (BBC)	R. Birch (BSHS)	1:9.7
1968-	G.J. Reid (BGS)	T.J. Stewart (CEGS)	D.M. Ryland (BBC)	G. Lowes (GT)	R. Holden (BSHS)	68.4
1969-	K. McGregor (TGS)	G. Brough (TSS)	D. Stewart (CEGS)	R. Perry (BSHS)	D. Forster (BBC)	66.9
1970-	A. Shean (CEGS)	B. McGregor (TGS)	R. Ramsay (TSS)	A. MacDiarmid (BBC)	A. Fox (BGS)	62.8
1971-	A. Shean (BSHS)	J. Van Opdenbosch (GT)	G.R. Langdon (BBC)	G.J. Short (IGS)	P. Morrow (TGS)	63.6
1972-	N.W. Martin (BGS)	J. Van Opdenbosch (GT)	P. Lalor (NC)	W. D. Barren (TGS)	D.J. Wilson (CEGS)	64.6
1973-	D. McGovern (TGS)	D. Wilson (CEGS)	C. Jones (GT)	M. Beardmore (BGS)	M. Hibbs (BSHS)	69.6
1974-	M. Tonelli (GT)	M. Beardmore (BGS)	R. Anning (TSS)	M. Gosney (CEGS)	J. James (BSHS)	60.2
1975-	R. Thams (BGS)	W.L. Stone (BBC)	R. Barry (BSHS)	S. Jackson (CEGS)	R.W. Griffiths (TGS)	1:08.0
1976-	R. Thams (BGS)	A. Van DeVelde (GT)	W.J. Stone (BBC)	P. Barry (BSHS)	R.W. Griffiths (TGS)	69.1
1977-	J. Perkins (BGS)	W.B. Barry (BSHS)	C.B.J. Jackson (CEGS)	A.G. Thomson (BBC)	G. Hampson (GT)	68.7
1978-	D.J. Orbell (IGS)	G.A. Breakwell (BSHS)	P. Beardmore (BGS)	R.E. Dawes (TSS)	G. Hampson (GT)	1:05.2
1979-	G. Orbell (IGS)	G. Breakwell (BSHS)	R. Nagal (BGS)	D.R. Bradford (TSS)	T. Gibbons (GT)	1:04.78
1980-	R. Clarke (BSHS)	S.J. Moffatt (BBC)	T. Karydis (TGS)	D.W. Parwons (IGS)	A.M. MacLachlin (TSS)	1:05.91
1981-	A.M. Wilson (BSHS)	M.A. Xavier (BGS)	D.S. Verrenkamp (IGS)	G. Trotman (NC)	A. Waddell (BBC)	64.94
1982-	A. Watts (BSHS)	R. Percival (BGS)	S. Burton (TSS)	S. Lisle (TGS)	M. Holmes (GT)	1:06.32
1983-	S.E. Clark (BSHS)	W.R. Mortensen (GT)	R.W. Hammond (TGS)	S.A. Ponton (IGS)	C.J. Deacon (BGS)	1:02.25
1984-	G.M. Boevink (NC)	G.J. Heppie (TGS)	T.E. Hart (TSS)	B. O'Donoghue (GT)	A.J. St. Baker (CEGS)	1:02.25
1985-	J.M. Brennan (BBC)		I.R. Edwards (BSHS)	R. Boman (GT)	A.J. St. Baker (ACGS)	1:03.83
	A.L.J. Cross (BGS) tie					
1986-	J.W. Deacon (BGS)	A.M. O'Donoghue (GT)	M.R. Packman (BSHS)	G.J. Finlay (BBC)	B.G. Walker (NC)	62.60
1987-	M.T. Lee (ACGS)	K.T. O'Donoghue (GT)	B.G. Walker (NC)	S.A. Reinke (TGS)	D.G. Clark (BBC)	1:02.09
1988-	D.J. Maclean (BBC)	D.A. Watson-Brown (GT)	A.B. Nelson (BGS)	R.H. Gilroy (IGS)	M. Sawtell (NC)	1:06.31
1989-	A.J. Weston (ACGS)	J.A. McKeering (NC)	S.I. Brimblecombe (TGS)	D.J. Evans (TSS)	M. Humphreys (BBC)	1:04.74
1990-	C.J. Mcinemy (GT)	T.W. Penrose (TSS)	K.J. Perkins (BBC)	D.J. LiHle (BGS)	C.R. PaRreys (BSHS)	1:03.64
1991-	K. Perkins (BBC)	M. Knobel (TSS)	S.J. Richards (BGS)	A.G. Cook (GT)	D.C. Plumpton (BSHS)	1:00.75
1992-	M. Knobel (TSS)	J.D. Griffiths (ACGS)	M.J. Stewart (GT)	A. Dickson (NC)	C. Forster (BSHS)	1:02.45
1993-	S.M. Logan (BSHS)	T.E. Clayton (BGS)	A.H. Flasks (ACGS)	A.R. Rollason (GT)	A.J. Jones (NC)	1:00.37
1994-	D.J. Boxall (BSHS)	B.W. Jones (ACGS)	L.A. Wallace (GT)	T.E. Clayton (BGS)	L.F. Brown (NC)	1:00.28
1995-	C.R. Thomas (BGS)	B.G. Connell (ACGS)	L.F. Brown (NC)	B. Biggam (IGS)	G.M. Steggall (GT)	1:00.74
1996-	G. Chandler (TGS)	H.J.H. Jackson (BBC)	M.G. Sara (GT)	C. Thomas (BGS)	M.G. Bush (NC)	1:01.65
1997-	G. Chandler (TGS)	D. M. Walker (NC)	J. Wheeler (ACGS)	M. Trenchard (BBC)	E.M. Gallagher (GT)	1:00.61
1998-	W.B. Guthrie (GT)	J.V. Santacaterina (NC)	G. Heidke (TGS)	R.F. McCallum (TSS)	M. Bell (BGS)	59.55
1999-	W.B. Guthrie (GT)	P. Melloy (BGS)	N. Gourgaud (IGS)	P.F. McCallum (TSS)	M.D. Howarth (BBC)	59.33
2000-	L. McBean (TSS)	R.P. McDonald (NC)	M.J. English (BBC)	P.D. Weatherley (ACGS)	J. Bond (IGS)	58.60
2001-	M.G. Skroblin (BBC)	R. Beynon (IGS)	R.G. Barker (NC)	D. Collins (TSS)	A. Woodgate (BGS)	1:02.43
2002-	N.R. Sprenger (GT)	T. Beadle (BGS)	T.W.T. Jones (NC)	R. Beynon (IGS)	A.F. Barclay (BBC)	58.99
2003-	L. Brodie (NC)	L. Lyons (BSHS)	A. Dickey (TGS)	L.J. Wardley (TSS)	J. Turnham (IGS)	59.27
2004-	L. Brodie (NC)	S. Le Couillard (TSS)	M. Black (IGS)	N. Cusack (BSHS)	P.J. Gleeson (BBC)	57.94 @
2005-	L. Burns (IGS)	D. Coombs (TSS)	B.F. Hutchinson (NC)	N. Cusack (BSHS)	M.J. Massey (BBC)	59.03
2006-	M. Loughran (TSS)	B.J. Donaldson (NC)	B. Freese (IGS)	M.C. Close (ACGS)	M.J. Thornely (BGS)	58.93
2007-	M. Loughran (TSS)	R.J. Fogarty (GT)	J. Kibby (IGS)	J. Taylor (BSHS)	K.R. Hindmarsh (NC)	58.87
2008-	C. Walker-Hebborn (TSS)	R.R. Ryan (NC)	R. Gallagher (ACGS)	R.J. Donald (BSHS)	J.R. Cornish (GT)	59.07
2009-	A. Harrington (TSS)	L. Nattman (BSHS)	G.P. O'Brien (GT)	C. Fedrick (IGS)	R.J. Gallagher (ACGS)	59.74
2010-	A.J. Mills (BBC)	Z.T. Dalby (ACGS)	Z. A. Taylor (NC)	T. Clarke (TSS)	E. D. Smith (IGS)	1:29.52
2011-	Z.J. Whenuaroa (NC)	H.J. Pullar (BGS)	J.P. Merrilees (ACGS)	A.S. Prasad (BSHS)	D.S. Timbs (TGS)	1:00.60
2012-	R. Gerlach (ACGS)	Z.J. Whenuaroa (NC)	L. Neill (GT)	D. S. Timbs (TGS)	O. Gillott (BBC)	59.81
2013-	B. L. Ashby (TSS)	T.C. Ludlow (TGS)	P.C. Mills (BBC)	L. Neill (GT)	M. Kwong (NC)	59.81
2014-	C.R. Lewis (NC)	J.A. Cornwell (IGS)	L. Neill (GT)	J.K. Kersten (TSS)	M. Carleton (ACGS)	58.57
2015-	J.K. Kersten (TSS)	W. Walsh (ACGS)	E.R. Mitchell (BBC)	J. Burgess (BSHS)	C.C. Cawood (IGS)	59.54
2016-	H. Abeya (ACGS)	E.D. Cole (TSS)	C. Ormrod (BGS)	B.T. Woolf (NC)	Z. Templeton (TGS)	1:00.14

## 100 Metre Freestyle: Under 13

Date	First	Second	Third	Fourth	Fifth	Time
1965-	K.B. Nyberg (CEGS)	L. Heathcote (BSHS)	J. Salkeld (BGS)	D.L. Fisher (GT)	P. Ramsay (TSS)	70.3
1968-	D. Bellamy (BSHS)	N.W. Martin (BGS)	P.R. Raeborn (TSS)	R. Devlin (GT)	N.J. Yeates (CEGS)	67.4
1969-	D. Cook (BSHS)	R. Mowen (NC)	W. Fisher (GT)	D. Speight (TGS)	M. Reabum (TSS)	69.4
1970-	M. Tonelli (GT)	M. Reabum (TSS)	G. Scorer (BSHS)	R. McCowan (CEGS)	N. McEniery (NC)	65.2
1971-	R.H. McCowan (CEGS)	A. Wilson (BGS)	M. Crouch (GT)	J. Cameron (BSHS)	W. Stone (BBC)	65.8
1972-	P. Spiro (BGS)	A. Van de Velde (GT)	M.C. Patterson (CEGS)	S. Harris (BSHS)	P.J. McLeod (BBC)	64.0
1973-	G. Bendeich (BGS)	C.D. Charles (BGS)	D.N. Yarrow (IGS)	J. Reabum (BSHS)	C. Johnston (GT)	66.3
1974-	T. Cawley (GT)	J. McNamara (BSHS)	T. Bendeich (BGS)	S. Haberman (CEGS)	R. Brandon (BBC)	68.2
1975-	J. Hooper (BSHS)	D. Pullinger (TSS)	R. Morrison (GT)	I. Simpson (BGS)	B.A. Spork (CEGS)	1:05.2
1976-	L. Hogg (BSHS)	S.J. Moffatt (BBC)	S.L. Muir (TSS)	A. Sambrook (BGS)	L. Hall (NC)	63.8
1977-	L.C. Muir (TSS)	J.W. Ardon (IGS)	R.D. Victor (TGS)	T. Dobson (GT)	M.A. Packman (BSHS)	64.2
1978-	C.L. Miller (BSHS)	R. Kahler (BGS)	A. Baker (TSS)	J.D. Hamilton (NC)	B. Mulville (GT)	1:04.3
1979-	H. Steel (BSHS)	G. Trennery (TGS)	A. Smith (BGS)	W. Mortensen (GT)	B. Kane (TSS)	1:57.0
1980-	R.S. Leighton (TSS)	G. Edwards (BSHS)	M.W. Blackwell (CEGS)	R. Swintor (BGS)	C. Robertson (GT)	1:06.37
1981-	J.M. Brennan (BBC)	M. Mastrocichele (BSHS)	A.C. Scott (TSS)	S.N. Ponton (IGS)	X.F. Clarke (GT)	60.63
1982-	M. Packman (BSHS)	A. Middleton (IGS)	S. Gane (BGS)	J. Reeve (CEGS)	J. Fredericks (GT)	1:03.45
1983-	D.W. King-Christoper (TSS)	S.L. Richardson (BSHS)	R.L. Quinn (GT)	E.D. Barry (CEGS)	C.J. Watson (IGS)	58.17
1984-	A.W. Bale (BGS)	A.J. Lobie (BSHS)	D.J. MacLean (BBC)	S.W. Anderson (CEGS)	D.G. Hobart (TSS)	1:03.27
1985-	J.C. Cooper (BSHS)	T. Sayer (TSS)	A.J. Weston (ACGS)	E.J. Nunn (IGS)	J. McKeering (NC)	1:02.01
1986-	K.J. Perkins (BBC)	C.R. Paderson (BSHS)	M.J. Buhaj (NC)	B.G. Lawrance (ACGS)	C.J. Mcinerney (GT)	1:01.94
1987-	R.K. Lyndon (GT)	M. Williams (TSS)	K.D. Eldndge (BSHS)	M.J. Keamey (NC)	G.J. Taylor (ACGS)	1:02.05
1988-	M. Logan (BGS)	J.C. McAllister (ACGS)	D.J. Clifford (GT)	S.K. Ch'ng (BSHS)	B.C. Hiddlestone (BBC)	1:03.86
1989-	S.M. Logan (BSHS)	R.J. Gibson (GT)	T.A. Greenland (BGS)	A.H. Flasks (ACGS)	R.F. O'Rourke (TSS)	1:00.77
1990-	A.L. Wallace (GT)	T.A.L. Nicholson (ACGS)	J.R. English (BBC)	R.A. Powells (BSHS)	C. Bradshaw (TGS)	1:01.89
1991-	R.A. Powells (BSHS)	J. English (BBC)	C.R. Thomas (BGS)	J.R. Hoovold (GT)	T.V.D. Walker (TSS)	1:00.13
1992-	D.S. Gooda (NC)	S.K.C.Y. Liew (ACGS)	T. Sheehan (BSHS)	M.G. Sara (BSHS)	A.R. Challen (BGS)	57.98
1993-	B.J. Andersen (NC)	J. Wheeler (ACGS)	T. Harris (IGS)	T. Unsworth-Smith (BBC)	D.L. Scutt (GT)	1:01.65
1994-	W.B. Guthrie (GT)	R.W. Coote (NC)	M. Nowland (IGS)	M.O.G. Bell (BGS)	K.T.M. Playford (BBC)	58.22
1995-	H. Leung (ACGS)	A.D. Timms (NC)	M.R. Macann (GT)	G.R. Davies (BBC)	M.E. Riley (BGS)	59.33
1996-	M.R. Bowd (NC)	A. Turner (TGS)	J.M. Weber (GT)	A. Hatton-Young (BGS)	D.C. Muller (BBC)	1:01.86
1997-	R. G. Barker (NC)	E. Hinschen (IGS)	L. Stanton (BGS)	M. Skroblin (BGS)	M. X. Callanan (GT)	1:01.74
1998-	A.J. Hutchinson (NC)	N.R. Sprenger (GT)	T.L. Cunningham (TSS)	T. Beadle (BGS)	S. Metyard (IGS)	59.65
1999-	D.S.C. Cramb (BBC)	G.A. Sparrow (TSS)	J. Johnson (IGS)	D. Johnston (BSHS)	C.R. Hillan (NC)	58.54
2000-	S. James (BGS)	M. Roe (IGS)	K.M. Richardson (NC)	S.A. Fell (ACGS)	T.M. O'Shea (GT)	58.51
2001-	D. Linde (IGS)	S.M. Sprenger (GT)	E. Hannant (TSS)	A.R. Carlton (BBC)	S. Clyde (TGS)	58.93
2002-	J.A. Amberger (NC)	A. Miller (BGS)	C.B. Massie (ACGS)	N. Whitburn (BSHS)	L. Burns (IGS)	1:01.43
2003-	J.R. Brutton (TSS)	E.M. Barry (GT)	C.H. Morrison (ACGS)	S. Moore (BGS)	J. Taylor (BSHS)	58.13



## 100 Metre Freestyle: Under 13 (Continued)

Date	First	Second	Third	Fourth	Fifth	Time
2004-	T.L. James (BBC)	J. Bailey (TSS)	R.R. Ryan (NC)	J.S. Houghton (ACGS)	D. Young (BGS)	1:00.37
2005-	W.T. McGahan (GT)	M. Roettler (IGS)	H. Perkins (TSS)	D.R. Powell (ACGS)	N. McKendry (BGS)	59.76
2006-	T.G. Sprenger (GT)	H.B. Taylor (ACGS)	A.J. Mills (BBC)	A. Digby (TSS)	E. Smith (IGS)	57.33
2007-	A. Digby (TSS)	L.A. McLean (ACGS)	H.R. Hawker (TGS)	J.M. Gilliland (NC)	H. Strathdee (IGS)	57.95
2008-	A.Pace (BBC)	J.T. Pye (IGS)	J.A. McLoughlin (NC)	L.Percy (TSS)	D.L. Matthews (BSHS)	59.65
2009-	C.F. Fasala (IGS)	K.G. Arcangeli (BGS)	B.A. Ashcroft (BSHS)	P. Pavlides (BBC)	I.J. Freeman (NC)	57.02 @
2010-	B. T. Lawson (TSS)	T. C. Rull (BSHS)	J. T. Seawright (GT)	C. R. Lewis (NC)	J. P. McFerran (IGS)	58.55
2011-	B.J. Oates (TGS)	J.H. Chen (IGS)	B.N. McCarthy (NC)	H.W. Stubbs (ACGS)	M.S. Statham (TSS)	59.90
2012-	C.J. Parbery (BSHS)	E. Mitchell (BBC)	Z. Stubbly-Cook (ACGS)	M. Adi (BGS)	J.B. Herbert (NC)	1:00.85
2013-	D. Ashcroft (BSHS)	T.J. Wilson (TGS)	B. Wang (BGS)	W. Harris (ACGS)	W. Bhujel (NC)	59.56
2014-	C. Smith (ACGS)	H. Cotter (NC)	M. Jones (BGS)	S.R. Kovac (BBC)	D.S. Reilly (TGS)	58.84
2015-	T. Neill (GT)	J.A. Tomlinson (NC)	J. Bible (ACGS)	S.D. Porter (IGS)	A. Kim (BSHS)	1:00.95
2016-	A. Fenton (BGS)	A. Fahey (BSHS)	B. Reilly (TGS)	J.A. Saiti-Dixon (IGS)	T. Siao (GT)	59.55

## 100 Metre Freestyle: Under 14

Date	First	Second	Third	Fourth	Fifth	Time
1947-	K.G. Wacker (BGS)	H. Weld (GT)	B. Schmidt (NC)	V.R. Parslow (IGS)	D. Walter (CEGS)	84 1/2
1948-	H.A. Weld (GT)	R. Hobler (BBC)	K.G. Waller (CEGS)	R. Tritton (TSS)	W. Hill (NC)	75 3/10
1949-	D. Trenerry (TGS)	B.J. Chalk (CEGS)	C.J. Weld (GT)	D.E. Palm (BBC)	C. Thorne (BSHS)	71 2/5
1950-	C. Weld (GT)	A.R. Jones (BBC)	C.J. Whitehouse (CEGS)	B. Middleton (NC)	J. Sneyd (BSHS)	69 6/10
1952-	T. Brandon (BBC)	R. Andersen (GT)	R. O'Donoghue (NC)	R. Hitchcock (CEGS)	M. Litzow (IGS)	76 4/10
1953-	T. Brandon (BBC)	R. Andersen (GT)	N. Phillips (NC)	T. Lindenmeyer (BGS)	J. MacLeod (CEGS)	72
1954-	J. McLeod (CEGS)	D. McCarthy (BBC)	M. Dyer (NC)	B.S. Hosier (TSS)	B. Campbell (GT)	72 9/10
1955-	V. Huxley (TSS)	E.K. Vance (CEGS)	J. Fingleton (GT)	R. Wickham (NC)	R. White (BBC)	68 1/10
1956-	E. Richards (GT)	A. NoR (BBC)	N. Bomford (NC)	I.E. Keyes (CEGS)	R. Haigh (BGS)	72 4/5
1957-	J. Fingleton (GT)	R. Stitz (IGS)	R. McMahon (NC)	F. Graham (BBC)	R.N. Ammstrong	69 2/5
1958-	T. McMahon (NC)	R. Taylor (BBC)	W.M. Oley (GT)	G.A. Sampson (BGS)	R. Kelly (TGS)	68 9/10
1959-	N.W. Reynolds (CEGS)	D.G. Milburn (GT)	R. Johnson (BGS)	J. Potts (TSS)	R. Clarke (BBC)	64 1/2
1960-	J.W. Krimmer (CEGS)	D. Milburn (GT)	S. Gregory (BBC)	J. Thorpe (BGS)	H. Robertson (TSS)	64 3/10
1961-	A. MacLeod (BGS)	R. Foster (NC)	D. Balmer (CEGS)	D. Rylance (BBC)	D. Martin (TGS)	66 4/10
1962-	R.R. Birch (BGS)	R.N. Sweatman (CEGS)	R. Gregory (BBC)	D. White (GT)	T. Lipscomb (NC)	66 4/5
1963-	D.J. Lloyd (CEGS)	G. Gardiner (NC)	C. McLaughlin (BSHS)	G. Brough (TSS)	B. Mecklem (BGS)	65.1
1964-	C.B. Stitz (IGS)	J.G. Fraser (CEGS)	D.M. Rylance (BBC)	M.C. Beatty (NC)	A. Woolard (BSHS)	66.6
1965-	G.J. Brough (TSS)	A.W. Clark (GT)	G.P. Cameron (NC)	N. Kelly (BGS)	A.A. Hogue (CEGS)	64.7
1968-	G.R. Langdon (BBC)	P.F. Raward (TSS)	S. Smith (BSHS)	R. Arundell (BGS)	W.D. Gardiner (IGS)	65.0
1969-	D. Bellamy (BSHS)	R. Devlin (GT)	N. Yeates (CEGS)	K. Sinclair (BGS)	P. Reaburn (TSS)	61.1
1970-	L. Miller (BSHS)	B. Fitzwalter (GT)	R. Mowen (NC)	G. Leather (BGS)	R. McPaul (TSS)	64.4
1971-	M. Tonelli (GT)	A.M. Reabum (TSS)	S. Holland (CEGS)	P. Monroe (BSHS)	G.L. Vann (BGS)	63.2
1972-	R.H. McCowan (CEGS)	A. Wilson (BGS)	R. Jones (GT)	S.J. Crocker (BBC)	B.W. Yarrow (IGS)	62.6
1973-	R. Donovan (CEGS)	P. Spiro (BGS)	M. Couch (GT)	W. Wakefield (BSHS)	A. Mott (NC)	61.5
1974-	G. Bendeich (BGS)	D. Yarrow (IGS)	C. Johnson (GT)	C. Charles (CEGS)	P. Stock (BSHS)	64.8
1975-	C. Charles (CEGS)	T. McCawley (GT)	J. McNamara (BSHS)	W. Greenhalgh (TSS)	T. Bendeich (BGS)	1:01.9
1976-	J. Hooper (BSHS)	M. Hoey (BGS)	D.W. Pullinger (TSS)	R. Morrison (GT)	G.R. Seawright (TGS)	61.9
1977-	R. Clarke (BSHS)	S.J.H. Moffatt (BBC)	S.L. Muir (TSS)	A. Sambrook (BGS)	D.R. Orbell (IGS)	62.8
1978-	D.S. Frail (TSS)	D.J. Trotman (NC)	J.W. Major (IGS)	S.J. Major (BSHS)	R. Sydes (GT)	1:00.9
1979-	C. Miller (BSHS)	A. Dietz (TSS)	R. Kahier (BGS)	J. Hamilton (NC)	S. O'Kane (GT)	59.70
1980-	W. Mориens (GT)	J.S. Sieben (BSHS)	G.D. Trenery (TGS)	T. Smith (BGS)	J. Bush (NC)	59.57
1981-	G. Goodall (BSHS)	M.C. O'Brien (GT)	S. O'Driscoll (NC)	A.E. Savage (BGS)	M. Palm (BBC)	61.23
1982-	J. Brennan (BBC)	M. Mastromichele (BSHS)	K. Van As (CEGS)	A. Kurth (BGS)	S. Ponton (IGS)	58.67
1983-	J.R. Plummer (IGS)	M.R. Packman (BSHS)	R. Pym (BGS)	A.D. Sole (GT)	J.R. Reeve (CEGS)	59.93
1984-	D.W. King-Christopher (TSS)	D.A. Drummond (BSHS)	J. Fredericks (GT)	J.G. Plummer (IGS)	D.J. Lawrence (CEGS)	55.86
1985-	A. Egorov (GT)	A.B.J. Scnven (BGS)	W.W. Friese (IGS)	M.J. Gallen (NC)	D.J. Maclean (BBC)	59.36
1986-	J.C. Cooper (BSHS)	A.L.J. Cross (BGS)	J.A. McKeering (NC)	A.J. Weston (ACGS)	E.J. Nunn (IGS)	58.21
1987-	D.G. Fenton (BBC)	J.D. O'Neill (BGS)	B.G. Lawrance (ACGS)	P.T. Clancy (GT)	C.R. Patterson (BSHS)	57.50
1988-	R.K. Lyndon (GT)	M.S. Cruickshank (BGS)	M. Knobel (TSS)	J.R. Forster (BSHS)	M. Keamey (NC)	59.47
1989-	M. Logan (BGS)	J.C. McAlister (ACGS)	M.J. Stewart (GT)	B.J. Rogers (NC)	B.C. Hiddlestone (BBC)	59.61
1990-	P.J. Gibson (GT)	B.O. Nothing (BGS)	R.M. Collie (BSHS)	A.H. Flasks (ACGS)	R.F. O'Rourke (TSS)	58.07
1991-	T.A.L. Nicholson (ACGS)	B.J. Dittmar (NC)	J.D. Partis (BSHS)	G.A. Coupland (BGS)	L. Robertson (BBC)	57.26
1992-	R.A. Powells (BSHS)	J.R. English (BBC)	M. Roland (NC)	C.R. Thomas (BGS)	A.J. Over (ACGS)	56.73
1993-	D.S. Gooda (NC)	N.B. Baird (BSHS)	M.G. Sara (BBC)	S.K.C.Y. Liew (ACGS)	L.A. Donald (GT)	56.92
1994-	T. Harris (IGS)	R.R. Court (NC)	A. Athanasiov (TGS)	D.C. Berndt (BGS)	J. Wheeler (ACGS)	59.20
1995-	W.B. Guthrie (GT)	S.T. Talbot-Cameron (NC)	M.Q.G. Bell (BGS)	B.A. Norns (ACGS)	B. Gourlay (TSS)	56.36
1996-	H. Leung (ACGS)	M.E. Smith (NC)	G.R. Davies (BBC)	M.R. Macann (GT)	M. Riley (BGS)	57.10
1997-	W. W. H. Dening (NC)	A. Tumer (TGS)	J. M. Weber (GT)	S. W. Eckstein (TSS)	D. Muller (BBC)	56.43
1998-	D.J. Campbell (NC)	E. Hinschen (IGS)	J.C. Hey (TSS)	L. Stanton (BGS)	M.J. DeAmbrosio (GT)	57.64
1999-	A.J. Hutchinson (NC)	N.R. Sprenger (GT)	J.W. Ledgerwood (TSS)	T. Beadle (BGS)	S. Meteyard (BSHS)	56.83
2000-	D.S.C. Cramb (BBC)	D. Johnston (BSHS)	C. Partridge (TSS)	C.R. Hillan (NC)	A. Thompson (IGS)	57.32
2001-	S. James (BGS)	S.A. Price (NC)	M. Holt (BSHS)	J. Chandler (IGS)	T.M. O'Shea (GT)	55.68
2002-	D. Linde (IGS)	E. Hannant (TSS)	S.M. Sprenger (GT)	A.R. Carlton (BBC)	S. Clyde (TGS)	56.32
2003-	W.H. Han (TSS)	B.J. Donaldson (NC)	N. Whitburn (IGS)	C.B. Massie (ACGS)	T. McKendry (BGS)	57.58
2004-	J.R. Bruton (TSS)	C.H. Morrison (ACGS)	H. Samuela (BSHS)	D.R. Price (NC)	M.J. Allen (BBC)	56.18
2005-	B.J. Walkington (NC)	T.L. James (BBC)	X. Crawford (TSS)	H.W. Simmonds (ACGS)	D. Young (BGS)	56.34
2006-	W.T. McGahan (GT)	W.T. Schoch (BGS)	D.R. Powell (ACGS)	M. Roettler (IGS)	D.P. O'Keefe (NC)	58.26
2007-	T.G. Sprenger (GT)	A.J. Mills (BBC)	H.B. Taylor (ACGS)	M. Larkin (BGS)	B. King (TSS)	56.41
2008-	A. Digby (TSS)	Z. J. Whenuaroa (NC)	S.A. Taylor (BSHS)	H.R. Hawker (TGS)	H. Pullar (ACGS)	56.38
2009-	A.T. Pace (BBC)	J.M. Gilliland (NC)	J.T. Pye (IGS)	D.L. Matthews (BSHS)	A.L. Saunders (BGS)	57.16
2010-	C.F.Fasala (IGS)	J. D. Whenuaroa (NC)	P. J. Soalheira (ACGS)	K. G. Arcangeli (BGS)	P. Pavlides (BBC)	54.79@
2011-	T.C. Rull (BSHS)	J.T. Seawright (GT)	J.P. Mc Ferran (IGS)	R. Brown (ACGS)	D.J. Richardson (TSS)	57.14
2012-	B.J. Oates (TGS)	B.I. Jason (NC)	J. Taylor (ACGS)	H. Stubbs (BGS)	B. Paties (BBC)	56.93
2013-	J.W. Ford (IGS)	E. R. Mitchell (BBC)	B.J. Poon (TGS)	M. Adi (BGS)	C. McPaul (BSHS)	57.02
2014-	T.J. Wilson (TGS)	L. Gough (BSHS)	S.A. Coombes (NC)	D. Gigovic (GT)	M.J. Osborn (TSS)	57.35
2015-	C.S. Smith (ACGS)	L.C. Parish (TSS)	H. Cotter (NC)	K.R. Welfare (IGS)	S.R. Kovac (BBC)	57.41
2016-	A. Zhu (BBC)	T. Neill (GT)	J.R. Allum (IGS)	H. Mayo (ACGS)	J.A. Tomlinson (NC)	56.55

## 100 Metre Freestyle: Under 15

Date	First	Second	Third	Fourth	Fifth	Time
1949-	H.A. Weld (GT)	P. Hobler (BBC)	S.A. Cnump (CEGS)	F. Hopkins (TGS)	C.J. Massie (BGS)	68 7/10
1950-	D. Trenery (TGS)	J.R. Barrett (GT)	B. Chalk (CEGS)	C. Thorne (BSHS)	I. Gobson (BBC)	68 7/10
1952-	B. Hawkins (CEGS)	N.M. Cooke (GT)	D.E. Palm (BBC)	B. Duffy (NC)	D. Sherlock (TSS)	67 7/10
1953-	B. Martin (BBC)	M. Cariton-Smith (GT)	R. O'Donoghue (NC)	A. Sharpe (IGS)	T. Cichero (BGS)	73 1/2
1954-	J. Cox (GT)	W. Chambers (BSHS)	N. Phillips (NC)	P. Delmodos (BBC)	M. Hooper (CEGS)	69 9/10
1955-	P.L. Eriksen (CEGS)	J. Shay (NC)	D. McCarthy (BBC)	L. Reilly (GT)	S. Hosier (TSS)	66 2/5

# 100 Metre Freestyle: Under 15 (Continued)

Date	First	Second	Third	Fourth	Fifth	Time
1956-	V. Huxley (TSS)	E.K. Vance (CEGS)	D. Detucar (BBC)	D. Daly (NC)	N. Potts (BGS)	64 2/5
1957-	E. Richards (GT)	N. Bomford (NC)	A. Nott (BBC)	I.F. Keys (CEGS)	D. Ferguson (TSS)	65 4/5
1958-	R. Stitz (IGS)	J.A. Fingieton (GT)	P. McMahon (NC)	P. Catt (BBC)	R. Beaver (BGS)	64 9/10
1959-	B. Munro (CEGS)	G. Mountseer (GT)	R. McMahon (NC)	P. Taylor (BBC)	G. Simpson (BGS)	65 1/5
1960-	N.W. Reynolds (CEGS)	R. Fingleton (GT)	T. Potts (TSS)	G. Dunne (BGS)	R.E. Wilson (BBC)	61 4/5
1961-	J. Krimmer (CEGS)	D. Milburn (GT)	P. Morgan (BSHS)	S. Gregory (BBC)	H. Robertson (TSS)	61 7/10
1962-	G. Rayner (BSHS)	A. MacLeod (BGS)	B. Ryance (BBC)	J. Chapman (GT)	J.M. Curtis (IGS)	61 3/5
1963-	R.N.M. Sweetman (CEGS)	R.R. Birch (BGS)	D. White (GT)	T. Lipscomb (NC)	R. Gregory (BBC)	63.s
1964-	B.R. Chambers (NC)	D.J. Lloyd (CEGS)	C. McLaughlin (BSHS)	P. Malony (TSS)	B.F. McMahon (GT)	61.7
1965-	D.M. Ryance (BBC)	C. Stitz (IGS)	M.C. Beatty (NC)	J.G. Fraser (CEGS)	S. Beaver (BGS)	63.7
1968-	A. Shean (GT)	B. McGregor (TGS)	J.S. Henderson (NC)	W.R. Rogers (CEGS)	W. Frost (BSHS)	62.2
1969-	B. Cooper (BSHS)	G.R. Langdon (BBC)	P. Raward (TSS)	R. Rayner (GT)	K. Bacon (BGS)	60.8
1970-	J. VanOpendenbosch (GT)	D. Bellamy (BSHS)	N. Martin (BGS)	M. Bolt (TSS)	D. Unwin (CEGS)	58.6
1971-	G. Frost (BSHS)	D.J. Unwin (CEGS)	D. Hall (NC)	B. Fitzwalter (GT)	G.J. Leather (BGS)	61.7
1972-	M. Tonelli (GT)	S.R. Holland (CEGS)	P. Munroe (BSHS)	R. McGregor (BGS)	A.M. Reaburn (TSS)	61.6
1973-	A. Wilson (BGS)	R. Jones (GT)	R. McCowan (CEGS)	B. Yarrow (IGS)	S. Crocker (BBC)	60.2
1974-	R. Bendeich (BGS)	B. Donovan (CEGS)	A. Van de Velde (GT)	P. Fryer (BBC)	A. MoH (TGS)	58.2
1975-	D. Atkins (BSHS)	G. Bendeich (BGS)	A.G. Thompson (BBC)	M. Spurrier (IGS)	M. Harradine (CEGS)	59.8
1976-	W. Greenhalgh (BGS)	S. Haberman (BGS)	J. McNamara (BSHS)	C.D. Charles (CEGS)	T. McCawley (GT)	59.8
1977-	M. Green (GT)	G.R. Seawright (TGS)	J.M. Hooper (BSHS)	D.W. Pullinger (TSS)	M. Hoey (BGS)	60.1
1978-	F.H. Vanderzant (BSHS)	S.J. Moffatt (BBC)	L.C. Muir (TSS)	N. Alcorn (BGS)	D.R. Orbell (IGS)	1.00.3
1979-	D.S. Frail (TSS)	G. Trotman (NC)	M. Packman (BSHS)	J. Ardron (IGS)	R. Sydes (GT)	58.28
1980-	C.L. Miller (BSHS)	R. Kahler (BGS)	A.D. Dietz (TSS)	A.J. Clarke (IGS)	J. Hamilton (NC)	58.51
1981-	W. Mortensen (GT)	J.W. Lemberg (BSHS)	G.D. Trenerry (TGS)	R.J. Theie (BGS)	J. Bush (NC)	56.11
1982-	T. Halliday (BSHS)	M. O'Brien (GT)	B. McDonald (IGS)	L. Crisp (TSS)	S. Driscoll (NC)	57.00
1983-	J.M. Brennen (BBC)	S.N. Ponton (IGS)	C.A. Forster (BSHS)	A.J. Kurth (BGS)	K.N. VanAs (CEGS)	55.74
1984-	J.R. Plummer (IGS)	S.R. Gane (BGS)	M.R. Packman (BSHS)	A. O'Donoghue (GT)	N.R. Magnusson (CEGS)	57.60
1985-	D. King-Christopher (TSS)	D.A. Drummond (BSHS)	J.W. Fredericks (GT)	J.M. Fenner (BGS)	D.J. Lawrance (ACGS)	55.96
1986-	A.J. Baildon (TSS)	T. Cronshaw (BGS)	A. Egorov (GT)	M.J. Gallen (NC)	W.W. Friese (IGS)	54.92
1987-	J.C. Cooper (BSHS)	B.T. Arnold (BBC)	T. Staunton-Smith (BGS)	G.A. Williams (NC)	E.J. Nunn (IGS)	54.82
1988-	D.G. Fenton (BBC)	C.C. Hackett (TSS)	J.D. O'Neill (BGS)	C.R. Patterson (BSHS)	M.J. Buhaj (GT)	55.73
1989-	D.A. Sheehan (BSHS)	M.S. Cruickshank (BGS)	R.K. Lyndon (GT)	M. Knobel (TSS)	T.S. Carroll (NC)	55.15
1990-	M.J. Stewart (GT)	J.C. McAllister (ACGS)	B.C. Hiddlestone (BBC)	M. Logan (NC)	A.D. Dickson (NC)	56.67
1991-	P.J. Gibson (GT)	B.O. Nothing (BGS)	P.F. O'Rourke (TSS)	T.P. Neylan (NC)	R.M. Collie (BSHS)	56.70
1992-	T.A.L. Nicholson (ACGS)	L.A. Wallace (GT)	D. Stiller (NC)	J. Partis (BSHS)	J.A. Christopher (TSS)	54.50
1993-	J.R. English (BBC)	M.J. Roland (NC)	C.R. Thomas (BGS)	B.G. Connell (ACGS)	J.M. Carter (GT)	55.77
1994-	N.B. Baird (BSHS)	D.S. Gooda (NC)	M.G. Sara (BBC)	S.K.C.Y. Liew (ACGS)	L.A. Donald (GT)	55.20
1995-	T. Harris (IGS)	P.D. Brosgarth (NC)	D.C. Berndt (BGS)	P.D. Scutt (GT)	J. Wheeler (ACGS)	56.57
1996-	B.M. Sprenger (GT)	D.M. Bush (NC)	M. Bell (BGS)	A.T. Yates (TSS)	G. Astill (IGS)	56.08
1997-	M.E. Smith (NC)	C. Besley (BBC)	J. Tuxford (TGS)	G. T Scarce (TSS)	M. R. Macann (GT)	55.80
1998-	R.P.S. McDonald (NC)	A. Turner (TGS)	D.C. Muller (BBC)	S.W. Eckstein (TSS)	M. Moran (BGS)	56.40
1999-	D.J. Campbell (NC)	E. Hinschen (IGS)	D.C. Muller (BBC)	L. Stanton (BGS)	I. Goh (TSS)	56.37
2000-	N.R. Sprenger (GT)	A.J. Hutchinson (NC)	J. Bird (TSS)	A.J. Hosking (BBC)	B. Usher (ACGS)	54.66
2001-	D.S.C. Cramb (BBC)	D. Johnston (BSHS)	L. Brodie (NC)	K.C. Mizuno (GT)	Z. Wright (IGS)	54.88
2002-	S. James (BGS)	J. Chandler (IGS)	S.A. Price (NC)	R.I. Russell (GT)	P.J. Gleeson (BBC)	54.40
2003-	D. Linde (IGS)	E.E. Hannant (TSS)	M. Dewhurst (BGS)	C.G. Clarke (NC)	S. Clyde (TGS)	54.18
2004-	D.J. van Velden (BBC)	R.C. Jovanovich (NC)	N. Whitburn (IGS)	T. McKendry (BGS)	S. Davies (TSS)	52.96 @
2005-	N. Johnson (NC)	J. Moorfoot (TSS)	E.M. Barry (GT)	C.H. Morrison (ACGS)	P. Hawkins (BSHS)	55.15
2006-	B.J. Walkington (NC)	J. Bailey (TSS)	T.J. James (BBC)	H.W. Simmonds (ACGS)	D.A. Young (BGS)	55.15
2007-	D.R. Powell (ACGS)	W.T. Schoch (BGS)	W.T. McGahan (GT)	R. Smith (TGS)	L. Thompson (TSS)	55.45
2008-	Z. Dalby (ACGS)	H. B. Taylor (BSHS)	A. Mills (BBC)	L.G. Bailey (BGS)	B. King (TSS)	54.74
2009-	A. Digby (TSS)	R. Eugster (NC)	O.J. Breakwell (BSHS)	L.A. Walker (BGS)	N.J. Groeneveld (ACGS)	53.05
2010-	R. C. Gerlach (ACGS)	J. A. McLoughlin (NC)	A. T. Pace (BBC)	D. L. Matthews (BSHS)	J. G. Scolaro (IGS)	54.23
2011-	C.F. Fasala (IGS)	R.J. Parker (BSHS)	S.B. Horton (TSS)	J.D. Whenuaroa (NC)	B.P. White (BGS)	53.25
2012-	L. Osborne (GT)	S. Young (BGS)	J.P. McFerran (IGS)	T.C. Rull (BSHS)	C.R. Lewis (NC)	55.99
2013-	B.J. Oates (TGS)	J. Camp (ACGS)	B. Jason (NC)	Z. Shepherd (BSHS)	J.P. Scully (IGS)	54.79
2014-	J.W. Ford (IGS)	M. Adi (BGS)	C. McFaul (BSHS)	L.V. Pearce (TSS)	B.J. Woolf (NC)	55.83
2015-	J.Jackson (BGS)	S.A. Combes (NC)	T. Wilson (TGS)	D. Boon-Tennet (TSS)	D.Ashcroft (BSHS)	54.21
2016-	K.R. Welfare (IGS)	L. Byrne (BBC)	M. Jones (BGS)	H. Cotter (NC)	C. Smith (ACGS)	54.39

# 100 Metre Freestyle: Under 16

Date	First	Second	Third	Fourth	Fifth	Time
1926-	F. Vincent (BGS)	R. Benned (TSS)	I. Gredden (IGS)			76
1927-	J. Forster (CEGS)	P. Finemore (BGS)	A. Polkinghome (BSHS)			77 2/5
1928-	J. Venning (GT)	H. Stephens (CEGS)	H. Vierow (BSHS)			76 4/5
1929-	B. McMenamin (GT)	L. Ablin (IGS)	J. Heaton (TSS)			78 4/5
1930-	L. Stephens (CEGS)	W. Risley (BGS)	R. Spencer (GT)			71 4/5
1931-	W. Haylett (BGS)	R. O'Neill (TGS)	T. Riley (GT)			74
1933-	T. Long (BSHS)	O.W. Salkeld (BGS)	N. O'Neill (NC)			73 3/5
1935-	W. Stuart (TGS)	K. Byrne (GT)	R.M.M. Gill (TSS)			75 4/5
Reintroduced						
1964-	R. Birch (BSHS)	R.N. Sweetman (CEGS)	R.E. Gregory (BBC)	D.M. White (GT)	G.E. Handley (BGS)	61.3
1965-	D.J. Lloyd (CEGS)	G.L. Gardiner (NC)	B.F. McMahon (GT)	C. McLaughlin (BSHS)	C.M. White (TSS)	58.8
1969-	A. Shean (CEGS)	B. Carothers (BSHS)	B. McGregor (TGS)	J. Henderson (NC)	R. Frail (TSS)	60.2
1970-	B. Cooper (BSHS)	R. Devlin (GT)	G.R. Langdon (BBC)	R. Raward (TSS)	R. Arundell (BGS)	58.5
1971-	N.W. Martin (BGS)	S. Smith (BSHS)	R. Devlin (GT)	P. Lalor (NC)	M.F. Bolt (TSS)	57.6
1972-	G. Frost (BSHS)	R.B. Mowen (CEGS)	C. Jones (GT)	C. Webb (BGS)	D. Hall (NC)	59.6
1973-	M. Tonelli (GT)	S. Holland (CEGS)	R. McGregor (BGS)	A. Reaburn (TSS)	P. Monro (BSHS)	57.1
1974-	D. Oswin (BGS)	D. Bartlett (CEGS)	R. Jones (GT)	J. Potts (BSHS)	A. Palm (NC)	57.4
1975-	R. Bendeich (BGS)	S. Harns (BSHS)	B. Donovan (CEGS)	M. Crouch (GT)	M.J. Stephens (TSS)	57.9
1976-	P. Jones (BGS)	D. Atkins (BSHS)	M.P. Gough (IGS)	J.D. Prince (CEGS)	A.G. Thomson (BBC)	58.1
1977-	S. Haberman (BGS)	T. McCawley (GT)	C.K. Orbell (IGS)	C.D. Charles (CEGS)	M. Greenhalgh (TSS)	58.5
1978-	M. Green (GT)	M. Hoey (BGS)	L.P. Hogg (BSHS)	S.L. Muir (TSS)	N.D. Thomson (BBC)	58.8
1979-	S. Moffatt (BBC)	D. Orbell (IGS)	L. Hogg (BSHS)	P. Duncan (NC)	L.C. Muir (TSS)	57.81
1980-	M.A. Packman (BSHS)	T. Dodson (GT)	A.G. Lee (CEGS)	D.S. Frail (TSS)	G. Moreton (BGS)	56.27
1981-	S.E. Clark (BSHS)	P.A. Scheib (TSS)	R.J. Kahler (BGS)	B. Mulvihill (GT)	J. Hamilton (NC)	56.67
1982-	J. Lemberg (BSHS)	W. Mortensen (GT)	G. Trenerry (TGS)	A. Smith (BGS)	J. Bush (NC)	55.99
1983-	G. Goodall (BSHS)	B.P. MacDonald (IGS)	R.A. Cameron (BBC)	G.R. McKinnon (TSS)	K.B. Carroll (GT)	57.41
1984-	D.J. Armstrong (BSHS)	S.N. Ponton (IGS)	K.N. Van As (CEGS)	X. Clarke (GT)	A.J. Kurth (BGS)	53.51
1985-	C.R. Mellin (IGS)	A.D. Sole (GT)	N.R. Magnusson (ACGS)	M.R. Packman (BSHS)	A.I. Cribb (BGS)	56.48
1986-	J.W. Fredericks (GT)	A.B.J. Scriven (BGS)	D.A. Drummond (BSHS)	M.T. Lee (ACGS)	M.R. Boevink (NC)	56.19
1987-	A. Baildon (TSS)	M.K. Fredericks (GT)	M.J. Gallen (NC)	T. Cronshaw (BGS)	D.A. Richardson (ACGS)	53.91
1988-	T.A. Sayer (TSS)	W.D. Fredericks (GT)	C. Watson (IGS)	T. Staunton-Smith (BGS)	G. Williams (NC)	57.80

## 100 Metre Freestyle: Under 16 (Continued)

Date	First	Second	Third	Fourth	Fifth	Time
1989-	D.G. Fenton (BBC)	C.C. Hackett (TSS)	J.D. O'Neill (BGS)	P.M. Noonan (GT)	A. Stott (IGS)	55.16
1990-	A.R. Vary (BSHS)	R.K. Lyndon (GT)	M.S. Cnuickshank (BGS)	M.J. Kearney (NC)	T.A. Clayton (BBC)	53.78
1991-	M. Logan (BGS)	M.J. Stewart (GT)	B. Hiddlestone (BBC)	A.D. Dickson (NC)	J.D. Griffiths (ACGS)	56.58
1992-	B.O. Nothling (BGS)	T. Mahony (NC)	P.J. Gibson (GT)	P.F. O'Rourke (TSS)	A.H. Flasks (ACGS)	54.49
1993-	T.A.L. Nicholson (ACGS)	L.A. Wallace (GT)	J.D. Partis (BSHS)	R.W. Stokes (BBC)	D.N. Faint (NC)	54.23
1994-	J.R. English (BBC)	T.M. Smith (BGS)	J.P. Hoolveld (GT)	L. Wolsey (NC)	A.J. Over (ACGS)	54.31
1995-	D.S. Gooda (NC)	M.G. Sara (BBC)	D.W. Guthrie (GT)	D. Holcombe (BSHS)	T.A. Jenkins (BGS)	55.26
1996-	T. Harris (IGS)	R.S. Brough (GT)	R.R. Court (NC)	R.A. Clarke (BBC)	D. Berndt (BGS)	55.34
1997-	C.D.J. Flouch (NC)	H. Day (BGS)	B. M. Sprenger (GT)	G. Astill (IGS)	A. Rouse (BBC)	55.86
1998-	M.E. Smith (NC)	G.T. Scarce (TSS)	G.R. Davies (BBC)	S. Stewart (BGS)	T.A. Barton (GT)	53.93
1999-	L.C. McBean (TSS)	R.P. McDonald (NC)	A. Turner (TGS)	P.D. Weatherley (ACGS)	M.G. Skroblin (BBC)	53.58
2000-	D.J. Campbell (NC)	A. Seward (TSS)	L. Stanton (BGS)	M.G. Skroblin (BBC)	M.S. Chan (ACGS)	54.42
2001-	A.J. Hutchinson (NC)	N.R. Sprenger (GT)	J. Ledgerwood (TSS)	A.J. Hosking (BBC)	B. Usher (ACGS)	53.35
2002-	L. Brodie (NC)	L. Lyons (BSHS)	Z. Wright (IGS)	D.S.C. Cramb (BBC)	C.D. Sprenger (GT)	54.03
2003-	S. James (BGS)	J. Chandler (IGS)	K.M. Richardson (NC)	R.I. Russell (GT)	R.G. Griffiths (TSS)	53.47
2004-	E. Hannant (TSS)	D. Linde (IGS)	C. Clarke (BSHS)	S.J. Holz (ACGS)	J.B. Tuton (GT)	53.69
2005-	D.J. Van Velden (BBC)	T. McKendry (BGS)	M. Brooks (BSHS)	B.J. Donaldson (NC)	S. Davies (TSS)	53.85
2006-	C. Fox (TSS)	N.R. Johnston (NC)	S.H. Moore (BGS)	E.M. Barry (GT)	C.H. Morrison (ACGS)	53.43
2007-	N.R. Johnston (NC)	J. Bailey (TSS)	T.J. James (BBC)	H.W. Simmonds (ACGS)	D.A. Young (BGS)	53.40
2008-	D. Powell (ACGS)	E.J. McKendry (BGS)	W.T. McGagan (GT)	H. Perkins (TSS)	M.Rafton (BSHS)	53.93
2009-	Z.T. Dalby (ACGS)	C.M. Raven (IGS)	L.G. Bailey (BGS)	A.J. Mills (BBC)	B.J. Watt (NC)	54.20
2010-	A. Digby (TSS)	R. Eugster (NC)	H.J. Pullar (BGS)	O.J. Breakwell (BSHS)	M. van Weldein (BBC)	53.93
2011-	R.C. Gerlach (ACGS)	A.F. Press (TSS)	J.A. McLoughlin (NC)	W.H. Lane (TGS)	J.W. Mills (BBC)	53.85
2012-	F.C. Fasala (IGS)	S.B. Horton (TSS)	R.J. Parker (BSHS)	M.H. Kwong (NC)	P.Mills (BBC)	52.90 @
2013-	S. Young (BGS)	B.T. Heiniger (TSS)	D. Parker (NC)	M. Carleton (ACGS)	J.A. Cornwell (IGS)	53.05
2014-	L. Townsend (GT)	B.J. Oates (TGS)	C. Usher (TSS)	A. Camp (ACGS)	B.S. Paties (BBC)	54.12
2015-	L.V. Pearce (TSS)	B.J. Wolf (NC)	J.W. Ford (IGS)	B. Clarke (TGS)	D. Pool (ACGS)	55.60
2016-	J. Jackson (BGS)	L.T. Gough (NC)	S. Geldenhuys (TGS)	D.R. Boon-Tennet (TSS)	Z. Nicol (BBC)	53.07

## 100 Metre Freestyle: Open

Date	First	Second	Third	Fourth	Fifth	Time
1927-	F. Vincent (BGS)	J. Forster (CEGS)	T. Duffy (NC)			76
1928-	F. Vincent (BGS)	J. Forster (CEGS)	J. Cran (TSS)			73 4/5
1929-	F. Vincent (BGS)	J. Cran (TSS)	D. Turbayne (CEGS)			68
1930-	H. Stephens (CEGS)	M. Wright (TGS)	C. Jocusen (NC)			73 2/5
1931-	K. McAlpine (TGS)	G. Halgh (BGS)	L. Stephens (CEGS)			73
1933-	U. Long (BSHS)	K. McFarlane (TGS)	E.R. Nelht (BGS)			71 2/5
1934-	H. Sandison (BSHS)	T. Muller (TGS)	C.N. Compton (TSS)			67 2/5
1935-	T. Muller (TGS)	J.W.Clark (BGS)	E.J. Thorpe (TSS)			67 2/5
1936-	J. Clark (BGS)	J. Venning (GT)	M. Gallagher (NC)	J. Markwell (CEGS)	D. Young (TSS)	71 3/5
1937-	J. Parkinson (CEGS)	D. Bell (BGS)	C. Bematics (TGS)	G. Ross (BSHS)	J. McLaughlin (TSS)	70 2/5
1939-	J.S. Parkinson (CEGS)	J.C. Rivett (TGS)	B. Keefe (NC)	W.H. Irving (BGS)	A.J. Radcliffe (TSS)	66 1/5
1940-	R.J. Grant (GT)	W.H. Irvine (BGS)	R.A. McGregor (CEGS)	A. Hodel (NC)	J. Stuart (TGS)	73
1941-	A. Hodel (NC)	I.A. Hinwood (BBC)	R.J. Grant (GT)	K. Wilson (CEGS)	S.R. Leggo (BGS)	70 3/10
1943-	G.L. Jones (CEGS)	C.A. Hoey (BBC)	H.W. Tait (TGS)	F.W. Heron (BGS)	K. Collins (BSHS)	70
1944-	C.A. Hoey (BBC)	A.I. Wright (CEGS)	R. MacKenzie (TSS)	D.I.Thompson (TGS)	C.Kenwick (NC)	69 4/5
1945-	A.T. Quant (CEGS)	J. Morris (NC)	R.A. James (BGS)	I.T. Thompson (TGS)	G. Bennis (TSS)	67
1946-	R.C. Rogers (CEGS)	E.P. Robinson (BGS)	W. Aiken (TGS)	B.L. Paine (BBC)	P. Meehan (NC)	65 7/10
1947-	R.C. Rogers (CEGS)	T. Jones (BSHS)	R. Colbert (TGS)	G. Beresford (BGS)	W. Hanrick (TSS)	65 3/5
1948-	G. Newton (BSHS)	J.R. Boast (BGS)	R. Rogers (CEGS)	R. Colbert (TGS)	F.P. Sullivan (GT)	65 1/2
1949-	J.R. Boast (BGS)	N.R. Smith (BBC)	M. Trennery (TGS)	R.N. Gale (CEGS)	B.H. Hawthorn (NC)	65 7/10
1950-	D.O. Mason (CEGS)	N.R. Smith (BBC)	B. Hawthorne (NC)	S. Blakeway (BGS)	J.G. Prentice (GT)	65 6/10
1952-	J.R. Barrett (GT)	C. Arnold (CEGS)	J.H. Bumie (BBC)	D. Trenery (TGS)	P. Duggan (NC)	67 3/10
1953-	C.J. Weld (GT)	W. Arnold (CEGS)	R. Duggan (NC)	B. Knowles (BBC)	G. Quinn (BGS)	62 9/10
1954-	D.E. Palm (BBC)	N.M. Cooke (GT)	R.E. Lindenmayer (BGS)	P. Blunt (CEGS)	L. Jones (NC)	65
1955-	R. Murray (GT)	A.C. Dowling (BGS)	I. O'Donoghue (NC)	B.W. Hawkins (CEGS)	R. Wakely (TSS)	64 1/2
1956-	R. Murray (GT)	M.K. Hooper (CEGS)	R. Archer (BGS)	R. Bentley (NC)	R. Armstrong (TSS)	62 1/5
1957-	R. Andersen (GT)	P.L. Eriksen (CEGS)	D. McCarthy (BBC)	J. Shay (NC)	P.R. Beal (BGS)	62 1/5
1958-	R. Wickham (GT)	D. McCarthy (BBC)	C. Wainwright (BGS)	V.K. Huxley (TSS)	M. Dyer (NC)	61 2/5
1959-	K. Fredericks (NC)	R. Wickham (GT)	P. Wippell (CEGS)	P. Catt (BBC)	J. Bennett (BGS)	59 1/10
1960-	H. Orth (IGS)	E. Richards (NC)	G.H. Miller (CEGS)	E. Uren (BGS)	J. Wolfe (TSS)	0
1961-	H. Orth (IGS)	P. McMahon (NC)	C. Leagh-Murray (BGS)	A. Long (TSS)	Sexton (GT)	58
1962-	N.W. Reynolds (CEGS)	R. Fingleton (GT)	D. Anning (TSS)	M. Chagoury (NC)	D.A. Robbins (BGS)	57 4/5
1963-	N.W. Reynolds (CEGS)	D. MilburnGT)	J. Reardon (TSS)	R. Timmins (BSHS)	J.Thorpe (BGS)	58.8
1964-	P.G. Mitchell (CEGS)	G.Rayner (BSHS)	J.M. Covacevich (BGS)	I.F. Woods (BBC)	H. Robertson (TSS)	60.3
1965-	G. Rayner (BSHS)	R.E. Walker (CEGS)	D.S. Parkinson (BBC)	M. Hutton (BGS)	P.E. Lockhart (TSS)	59.9
1968-	D.M. Forster (BBC)	G. Feuerriegel (BSHS)	W.D. Schulte (CEGS)	P.R. Beeston (BGS)	G. Lowes (GT)	59.6
1969-	G. Brough (TSS)	N. Proctor (GT)	G. Want (BGS)	R. Geddes (CEGS)	D. Forster (BBC)	57.7
1970-	N. Proctor (GT)	J. Henderson (NC)	P. Watts (BGS)	B. Carothers (BSHS)	R. Frail (TSS)	59.0
1971-	J. Van Opendenbosch (GT)	R. Hutton (BGS)	P. Glasziou (BSHS)	I.W. McAlister (CEGS)	A.R. Clarke (IGS)	57.0
1972-	J. Van Opendenbosch (GT)	N.W. Manin (BGS)	S. Smith (BSHS)	M.F. Bolt (TSS)	P. Lalor (NC)	56.8
1973-	J. Van Opendenbosch (GT)	S. Smith (BSHS)	R. Mowens (CEGS)	C. Webb (BGS)	M. Thomas (TGS)	56.6
1974-	A. Raebum (TSS)	K. Bnumpton (CEGS)	M. McEniery (NC)	B. Stubbs (BGS)	A. Aspland (IGS)	59.7
1975-	D. Bartlett (CEGS)	K. Jones (GT)	A. Wilson (BGS)	C. Going (BBC)	J. Potts (BSHS)	58.9
1976-	A.Bendeich (BGS)	J. Parker (GT)	S. Harris (BSHS)	P.J. Hickey (TSS)	L. Kjer-Nielsen (IGS)	58.0
1977-	P. Jones (BGS)	D.J. Atkins (BSHS)	M.E. Elliott (CEGS)	M.J. Spurrier (IGS)	R. Dann (GT)	57.5
1978-	D.J. Atkins (BSHS)	T. McCawley (GT)	S. Habermann (BGS)	B.R. Battersby (TSS)	G.S. Crow (CEGS)	56.4
1979-	G. Breakwell (BSHS)	M. Green (GT)	A.L. Haines (IGS)	B. Hickey (TSS)	R. Milroy (BGS)	58.11
1980-	P. Duncan (NC)	S.J. Moflatt (BBC)	F.H. Van Der Zant (BSHS)	N. Alcorn (BGS)	M. Waller (GT)	57.62
1981-	M.A. Packman (BSHS)	T.H. Dodson (GT)	D.S. Frail (TSS)	A.J. Clarke (TSS)	M. Agnew (NC)	54.98
1982-	S. Clark (BSHS)	T. Dobson (GT)	R. Kahler (BGS)	A. Dietz (TSS)	J. Van Ninen (BBC)	55.83
1983-	J.S. Sieben (BSHS)	W.R. Mortensen (GT)	A.J. Smith (BGS)	J.O. Harris (CEGS)	R.W. Zinn (IGS)	53.94
1984-	M.C. O'Brien (GT)	R.A. Cameron (BBC)	M.R. Magnusson (CEGS)	G.M. Boevink (NC)	C.V. Tobin (BSHS)	54.52
1985-	D.J. Armstrong (BSHS)	R.A. Cameron (BBC)	S.N. Ponton (IGS)	I.D.Swinton (BGS)	K.N. Van As (ACGS)	52.70
1986-	N. Myles-Edelsten (TSS)	T.J. Russell (GT)	N.G. Mgnusson (ACGS)	J.W. Deacon (BGS)	A.P. Middleton (IGS)	56.11
1987-	J. W. Fredericks (GT)	M.R. Boevink (NC)	N. Edelsten (TSS)	A. Meikle (ACGS)	J.M. Fenner (BGS)	55.51
1988-	A.J. Baidon (TSS)	J.W. Fredericks (GT)	D.J. Helgeson (BGS)	D.A. Richardson (ACGS)	D. Fiorini (NC)	51.09
1989-	J.C. Cooper (BSHS)	M.K. Fredericks (GT)	B.W. Duff (ACGS)	T.M. Sayer (TSS)	J.G. Emblin (BGS)	53.40
1990-	J.C. Cooper (BSHS)	C.C. Hackett (TSS)	W.D. Fredericks (GT)	J.D. O'Neill (BGS)	C.B. Wright (NC)	53.51
1991-	C.C. Hackett (TSS)	R.K. Lyndon (GT)	M.J. Keamey (NC)	H.M. Collie (BSHS)	G.J. Taylor (ACGS)	52.76
1992-	B. McGregor (NC)	B.C. Hiddlestone (BBC)	J.D. Griffith (ACGS)	M. Logan (BGS)	M.J. Dunsdon (GT)	54.69
1993-	S.M. Logan (BSHS)	B.O. Nothling (BGS)	T.K. Mahony (NC)	P.F. O'Rourke (TSS)	P.J. Gibson (GT)	53.83



## 100 Metre Freestyle: Open (Continued)

Date	First	Second	Third	Fourth	Fifth	Time
1994-	B.O. Nothling (BGS)	J.S. Turnbull (GT)	N.J. Marshall (ACGS)	D.N. Faint (NC)	J.D. Partis (BSHS)	53.10
1995-	J.R. English (BBC)	T.A.L. Nicholson (ACGS)	N.C. Rickard (NC)	J.P. Hoolveld (GT)	S.M. Nothling (BGS)	52.83
1996-	N.C. Rickard (NC)	L.M. Richmond (ACGS)	G. Chandler (TGS)	H.J.H. Jackson (BBC)	M.G. Sara (GT)	53.12
1997-	S.C. Kennedy (NC)	G. Chandler (TGS)	R.D. Faulkner (TSS)	T. Harris (IGS)	R. Clarke (BBC)	52.62
1998-	R.D. Faulkner (TSS)	M.L. Keating (GT)	S.J. Kesby (NC)	D. Berndt (BGS)	A.R. Rouse (BBC)	52.70
1999-	C.D.J. Fouch (NC)	W.B. Guthrie (GT)	C.A. Besley (BBC)	S. Stewart (BGS)	B. Mateja (IGS)	53.38
2000-	R.P. McDonald (NC)	L. McBean (TSS)	M. Riley (BGS)	P. Priest (BSHS)	R.J. Maitland (GT)	52.98
2001-	R.P.S. McDonald (NC)	P. Priest (BSHS)	A. Seward (TSS)	E. Hinschen (IGS)	M. Chan (ACGS)	52.42
2002-	A.J. Hutchinson (NC)	J. Bird (TSS)	A.J. Hosking (BBC)	M. Lowry (BGS)	R. Church (IGS)	53.68
2003-	A.J. Hutchinson (NC)	A. Thompson (IGS)	D.S.C. Cramb (BBC)	L. Lyons (BSHS)	D. Millwain (TSS)	52.85
2004-	K.M. Richardson (NC)	D. Johnston (BSHS)	S. James (BGS)	J. Chandler (IGS)	L. Owens (TSS)	52.81
2005-	E. Hannant (TSS)	D. Linde (IGS)	R.J. Hilder (NC)	M. Dewhurst (BGS)	M.J. Weatherley (ACGS)	53.00
2006-	D.J. Van Velden (BBC)	M. Brooks (BSHS)	T.M. McKendry (BGS)	G. Turner (TSS)	J.A. Amberger (NC)	52.36
2007-	A. Brown (TSS)	S.H. Moore (BGS)	M. Brooks (BSHS)	K.M. Crawford (NC)	M.W. O'Loughlin (GT)	51.85
2008-	N.R. Johnston (NC)	T. Parris (TSS)	L.G. Slattery (IGS)	H. Simmonds (ACGS)	A. Cois (BGS)	52.79
2009-	T. Parris (TSS)	W.T. McGahan (GT)	W.T. Schoch (BGS)	D.R. Powell (ACGS)	R.J. Donald (BSHS)	53.22
2010 -	B. Sykes (NC)	L.G. Bailey (BGS)	Z.T. Dalby (ACGS)	C.M. Raven (IGS)	A. Williams (TSS)	53.48
2011-	B. Sykes (NC)	H.J. Pullar (BGS)	O.J. Breakwell (BSHS)	D.J. Brown (ACGS)	L.W. Percy (TSS)	54.15
2012-	A.F. Press (TSS)	R. Gerlach (ACGS)	W.H. Lane (TGS)	J. McMahon (GT)	J. Mills (BBC)	53.63
2013-	C. Fasala (IGS)	B.O. Smith (TSS)	M. Kwong (NC)	J.K. Pailthorpe (TGS)	P.C. Mills (BBC)	52.48
2014-	S. Young (BGS)	B.T. Heiniger (TSS)	D. Parker (NC)	J. Seawright (GT)	T. Rull (BSHS)	52.58
2015-	S. Young (BGS)	L. Townsend (GT)	D.J. Richardson (TSS)	B.S. Paties (BBC)	A. Camp (ACGS)	51.00@
2016-	C. Usher (TSS)	T. Ryan (BGS)	B. Clarke (TGS)	B. Miilkov (BSHS)	H. Abeya (ACGS)	52.94

## 50 Metre Breaststroke: Under 13

Date	First	Second	Third	Fourth	Fifth	Time
1965-	K. Simpkins (BSHS)	N.F. Proctor (GT)	R. Paltrey (BGS)	A.P. Crawford (CEGS)	J.M. Wilson (BBC)	41.60
1968-	G.R. Freeman (CEGS)	N.W. Martin (BGS)	N. Spike (GT)	M.J. Henderson (NC)	D. Bellamy (BSHS)	40.20
1969-	J. Lowes (GT)	D. Robson (BGS)	I. Want (TSS)	M. Lacaze (CEGS)	R. Mowen (NC)	41.00
1970-	G. Boneham (TSS)	R. Scobie (CEGS)	G. Batt (NC)	W. Mill (BSHS)	A. Gray (BBC)	38.70
1971-	J. Cameron (BSHS)	M. Crouch (GT)	M. Castrisos (CEGS)	T.J. Downes (BGS)	S. Hamiyi (TGS)	39.10
1972-	R. Spiro (BGS)	M. Crouch (GT)	M.C. Patterson (CEGS)	P.J. McLeods (BBC)	D. James (BSHS)	37.60
1973-	P. Wrench (BGS)	C. Seawright (TGS)	R. Logan (BSHS)	D. Christensen (NC)	R. Thompson (CEGS)	39.20
1974-	P. Beardmore (BGS)	R. McNamara (BSHS)	C. Mott (MC)	P. Feamside (BBC)	A. Parker (GT)	39.00
1975-	C. Comish (CEGS)	M. Murdoch (BGS)	S.J. Moffatt (BBC)	B. Hoskins (BSHS)	M.J. Ryan (TSS)	40.00
1976-	L.W.S. Leech (IGS)	M. Glanford (BGS)	R. Van Der Zant (BSHS)	T. Karydis (TGS)	M. Purcell (NC)	38.20
1977-	D.S. Verrenkemp (IGS)	B.C. Peachey (BSHS)	M.D. McNeilly (CEGS)	M. Holmes (GT)	G. Morton (BGS)	39.90
1978-	B.R. Simpson (BSHS)	R. Kahler (BGS)	B.D. Somerville (IGS)	S. O'Kane (GT)	M.D. Kelly (CEGS)	38.50
1979-	R. Morris (TSS)	M. Malouf (GT)	B. Pascoe (TGS)	R. Theile (CEGS)	D.J. Beebe (CEGS)	37.83
1980-	S.C. Moore (CEGS)	G.R. McKinnon (TSS)	R. Clarke (GT)	G.W. Staines (TGS)	J. Worley (BSHS)	38.75
1981-	S.C. Moore (CEGS)	D.W. McBumie (BSHS)	D.A. Clarke (GT)	C.J. Davies (TGS)	G.M. Plastiras (BGS)	35.36
1982-	P. Burton (BSHS)	J. Sacanirri (GT)	C. Davies (TGS)	M. Hutton (IGS)	R. Pym (BGS)	37.08
1983-	D.A. Dnummond (BSHS)	D.A. Fielding (TSS)	L. Quinn (GT)	C.F. Mok (BBC)	C.B. Cooke (BGS)	36.01
1984-	A. Egorov (BSHS)	J.M. Dean (CEGS)	J. Hui (TSS)	N. Inwin (BBC)	J.D. Warat (BGS)	36.50
1985-	T. Staunton-Smith (BGS)	T. Sayer (TSS)	P.T. Clancy (GT)	C.P. Watney (IGS)	B.G. Lawrance (ACGS)	35.92
1986-	S.E. Lewis (BSHS)	P.T. Clancy (GT)	B.G. Lawrance (ACGS)	M.J. Kay (NC)	A.R. Lawson (BBC)	34.72
1987-	D.A. Sheehan (BSHS)	D.J. Downie (BGS)	C.J. Taylor (GT)	D.C. Hickey (NC)	D.S. Gregory (ACGS)	35.89
1988-	P.J. Tuton (GT)	Y.T. EE (BGS)	B.M. Pitt (BBC)	D.G. McCormack (ACGS)	A. Barry (NC)	36.48
1989-	P.J. Tuton (GT)	J.A. Baranoff (BGS)	M. Corbin (TSS)	A.S. Borbiro (IGS)	J. Brooks (BSHS)	35.07
1990-	B. McMahon (TSS)	T.A.L. Nicholson (ACGS)	M.G. Tuton (GT)	A.J. Ciutterbuck (BGS)	A.E. Dettncck (BBC)	35.35
1991-	T.M. Smith (TSS)	R.D. Harrison (ACGS)	C.R. Thomas (BGS)	R.N. Patterson (BSHS)	J.M. Carter (GT)	35.50
1992-	S.K.C.Y. Liew (ACGS)	D. Gooda (NC)	P. Woodbridge (BSHS)	I.H. Preston (BGS)	J.S. Vedelego (GT)	34.41
1993-	A.J. Harvey (BGS)	C.J. Pretsel (NC)	R.A. Clarke (BBC)	N.O. Kidman (TSS)	D.J. Over (ACGS)	36.54
1994-	J.W. McCourt (NC)	B.J. Gourlay (TSS)	S. Kuzma (GT)	N.R. Murphy (ACGS)	K.T.M. Playford (BBC)	35.68
1995-	M.E. Smith (NC)	R.B. Norris (ACGS)	M.E. Riley (BGS)	S. Robson (BSHS)	B.A. Yates (TSS)	35.94
1996-	D.A. Pat (NC)	J.M. Weber (GT)	B. Reid (TGS)	J.D. Blackford (ACGS)	D.C. Manderson (BBC)	36.12
1997-	D.A. Pat (NC)	N.A. Ferris (GT)	M. Skroblin (BBC)	M. Martin (IGS)	G.T. Carroll (TSS)	34.29
1998-	N.L. Williams (BBC)	L.J. Stretton (NC)	R. O'Neill (ACGS)	A. Hart (BGS)	R. Chrzescijanski (IGS)	35.46
1999-	D.S.C. Cramb (BBC)	W. Clewett (TGS)	M. Allen (IGS)	T. Crommelin (BGS)	R.J. Hayes (NC)	35.08
2000-	B.L. Wheldon (ACGS)	J.L. Campbell (NC)	R.I. Russell (GT)	G. Connors (IGS)	A. Staples (BGS)	36.09
2001-	J.B. Tuton (GT)	G. Farquhar (BGS)	M. Weatherley (ACGS)	M. Lewis (BSHS)	T. Bushnell (IGS)	34.99
2002-	M. Newmann (IGS)	C. Holgar (ACGS)	N.C. Dent (BBC)	P.G. King (TGS)	P.R. Devers (NC)	34.38
2003-	E.M. Barry (GT)	J.P. Laverty (NC)	C. Inwood (BGS)	J. Burguez (TSS)	J.H. Houghton (BBC)	34.78
2004-	L. Farmer (IGS)	W. Thompson (TSS)	C.S. Silao (NC)	B. Mitchell (BSHS)	J.R. Cornish (GT)	33.84
2005-	C.T. Lane (NC)	B. Edwards (BGS)	G.P. O'Brien (GT)	J. Cater (TSS)	M.D. Jardine (ACGS)	33.59
2006-	A.J. Mills (BBC)	J.A. Saunders (BGS)	B.J. Grabbe-Clare-Nazer (NC)	L.N. Papa (GT)	C. Fedrick (IGS)	35.24
2007-	A. Digby (TSS)	J.M. Gilliland (NC)	N.J. Groeneveld (ACGS)	F.H. Hope (BBC)	A. Prasad (BSHS)	35.35
2008-	J. M. Lilliland (NC)	A. Pace (BBC)	J.G. Scolaro (IGS)	R. Smith (ACGS)	C.N. Jones (BSHS)	34.83
2009-	C.F. Fasala (IGS)	S. Rasmussen (TSS)	S. Crichton (NC)	N.T. Pace (BBC)	J.B. Bailey (BGS)	34.09
2010 -	L.M. Osbourne (GT)	A. W. Gough (BSHS)	J.P. Zuill (NC)	E.J. McCorley (BGS)	J.P. Gordon (TGS)	34.19
2011-	P.R. McNab (TGS)	J.H. Chen (IGS)	M.N. Nguyen (BSHS)	E.M. Bevan (ACGS)	H.J. Craw (BGS)	34.35
2012-	Z. Stubblety-Cook (ACGS)	M.C. Ng (BSHS)	M. Adi (BGS)	C. Windsor (GT)	T.K. Barnett (IGS)	33.06 @
2013-	D. Ashcroft (BSHS)	B. Garbutt (BGS)	J. Prosser (NC)	D. Bell (GT)	F.J. Stewart (TGS)	33.15
2014-	L.D. Byrne (BBC)	W. Chan (BSHS)	J. Abeya (ACGS)	T. Eccleston (BGS)	G.W. Nield (TSS)	35.22
2015-	A. Zhu (BBC)	J.R. Allum (IGS)	T. Rimington (BGS)	M. Gould (GT)	D. Donskoi (BSHS)	33.67
2016-	P. Traynor (BBC)	H. Sommerville (BGS)	S.X. Carvolth (IGS)	B. Lello (BSHS)	P. Denholm (GT)	35.18

## 50 Metre Breaststroke: Under 14

Date	First	Second	Third	Fourth	Fifth	Time
1948-	C.H. Arnold (CEGS)	G. Dnoprienko (BBC)	G.M. Byth (BGS)	G. Sheil (TSS)	T. Parer (NC)	45 4/5
1949-	G.M. Byth (BBC)	C. Whitehouse (CEGS)	B. Clarke (NC)	G. Sheil (TSS)	C. Harrington (GT)	44 3/10
1950-	C.J. Whitehouse (CEGS)	G.C. Sheil (TSS)	A. Davies (NC)	D. Street (BBC)	T.C. Cullinan (GT)	42 2/10
1952-	C.H. Clark (GT)	H. Blue (CEGS)	J. McRonald (TSS)	B.L. Hunt (BBC)	J. Lavarack (NC)	44 1/10
1953-	J. Pincus (GT)	G.B. Freeman (GT)	J. Widdon (NC)	R. Macfarlane (CEGS)	R. Lawson (BBC)	42.8
1954-	R. Anderson (NC)	P. Haren (GT)	J.O. Cummings (IGS)	R. Noble (CEGS)	D. McCarthy (BBC)	42 7/10
1955-	V. Huxiey (TSS)	L. Williams (NC)	K. McNaught (GT)	D. Murphy (TGS)	M.G. Keys (CEGS)	40 2/5
1956-	P. Cooke (GT)	P. Crowe (NC)	J. Palmer (IGS)	R. Ward (TSS)	R. DuH (CEGS)	42 4/5
1957-	R. Stitz (IGS)	J. Fingleton (GT)	M. Perry (BSHS)	W. Barwick (NC)	J.C. Cowlshaw (TSS)	40 2/5
1958-	G. Lawson (BBC)	J.O. Cowlshaw (TSS)	B.R. Harrison (CEGS)	B. Sullivan (NC)	A.E. Mecklem (BGS)	40 2/5
1959-	B. Douglas (BGS)	L. Steindl (GT)	D. Jackson (CEGS)	R. Clarke (BBC)	G. Akauma (TGS)	42 1/5
1960-	P.C. Neville (CEGS)	C.B. Lynden (BBC)	H. Bryant (GT)	R. Martinez (NC)	N. Iliif (BGS)	41 2/5
1961-	A. Christensen (TSS)	H. Bryan (GT)	A. MacLeod (BGS)	R. Miria (TGS)	H. Cooi (CEGS)	40 6/10

## 50 Metre Breaststroke: Under 14 (Continued)

Date	First	Second	Third	Fourth	Fifth	Time
1962-	L. Harding (BBC)	J.D. Russell (CEGS)	D. Barker (GT)	T. Crommelin (BGS)	M. May (TSS)	42
1963-	L. Cole (BBC)	W.J. Shields (CEGS)	B. Dnury (IGS)	I.D. Rose (BGS)	P. Drouyn (NC)	38.2
1964-	I. A. Carrick (NC)	M. Jolly (BGS)	B.A. Ottone (BBC)	P. Lukas (TGS)	A.M. O'Leary (GT)	39.2
1965-	G. Reid (BGS)	G.P. Cameron (NC)	G.A. Vieroug (GT)	R.P. Wood (CEGS)	R. Pendleton (BSHS)	38.7
1968-	G.J. Short (BGS)	D. Kitchell (BSHS)	J.G. Ferguson (TGS)	R.L. Marchant (BBC)	D.J. Thompson (NC)	39.7
1969-	P. Lacaze (CEGS)	N. Brodie (IGS)	N. Martin (BGS)	D. Bellamy (BSHS)	P. Stuart (TGS)	37.6
1970-	B. Fitzwalter (GT)	D. Robson (BGS)	D. Rutherford (BBC)	A. Cartensen (BSHS)	G. Harradine (CEGS)	37.6
1971-	G.B. Boneham (TSS)	W. Mill (BSHS)	S. Scobie (CEGS)	G. Batt (NC)	M. Hickey (GT)	37.5
1972-	J. Cameron (BSHS)	M.J. Gosney (CEGS)	C. Bell (GT)	P. Smith (GT)	S.A. Hill (TSS)	36.9
1973-	P. Spiro (BGS)	B. Hickey (GT)	D. Christensen (NC)	R. Logan (BSHS)	C. Seawright (TGS)	37.0
1974-	P. Wrench (BGS)	B. Hickey (GT)	D. Christensen (NC)	R. Logan (BSHS)	C. Seawright (TGS)	37.0
1975-	P. Beardmore (BGS)	S. Patterson (CEGS)	M. Scanlon (BSHS)	T. Peabody (BBC)	A. Parker (GT)	36.2
1976-	C.E. Cornish (CEGS)	R.A. Neilsen (IGS)	J. Peters (BSHS)	M. Murdoch (BGS)	R. Morrison (GT)	38.2
1977-	L.W.S. Leech (IGS)	R.D. Peters (BSHS)	M. Glantord (BGS)	M.S. Tesch (CEGS)	T. Karydis (TGS)	34.9
1978-	B. Elliot (BGS)	B.C. Peachy (BSHS)	G.A. Webber (CEGS)	M.J. Holmes (GT)	D.S. Verrenkamp (IGS)	37.0
1979-	C. Williams (TSS)	C. Miller (BSHS)	R. Landy (GT)	D. Hamilton (TGS)	R. Kahler (BGS)	34.75
1980-	R.T. Morris (TSS)	D.J. Hamilton (GS)	M. Malouf (GT)	A. Nixon (BSHS)	R. Thiele (BGS)	34.72
1981-	C.V. Tobin (BSHS)	G.R. McKinnon (TSS)	G.W. Stains (TGS)	G.H. Munroe (BGS)	R.D. Clarke (GT)	36.68
1982-	S. Moore (CEGS)	C. Forster (BSHS)	K. Terriss (IGS)	D. Clark (GT)	J. Bennett (BBC)	32.45
1983-	P.W. Burton (BSHS)	C.J. Davies (CEGS)	J.C. Salaniti (GT)	M.J. Hutton (IGS)	C.J. Springfeilow (TSS)	33.88
1984-	D.A. Drummond (BSHS)	B. Clarke (GT)	D.A. Fielding (TSS)	C.F. Mok (BBC)	N.G. Meade (CEGS)	35.00
1985-	A. Egorov (GT)	J.M. Dean (ACGS)	T.J. Somes (BBC)	J.D. Warat (BGS)	J. Hui (TSS)	34.08
1986-	T. Staunton-Smith (BGS)	T.A. Sayer (TSS)	S.P. Burton (BSHS)	C.R. Watson (IGS)	T.W. Kennedy (NC)	33.41
1987-	S.E. Lewis (BSHS)	A.R. Lawson (BBC)	R.J. Clancy (GT)	B.G. Lawrance (ACGS)	M.J. Kay (NC)	32.58
1988-	D.A. Sheehan (BSHS)	D.J. Downie (BGS)	M. Knobel (TSS)	D.D. Lyons (BBC)	A.G. Cook (GT)	33.64
1989-	B.M. Pitt (BBC)	S.J. Russell (GT)	D.G. McCommack (ACGS)	C.R. Swainson (BSHS)	Y.T. Ee (BGS)	35.34
1990-	R.J. Tuton (GT)	J.A. Baranof (BGS)	S.D.S. Quarterman (ACGS)	M.G. Ware (IGS)	A.R. Drazek (NC)	33.39
1991-	C.J. Daley (BSHS)		T.A.L. Nicholson (ACGS)	B.G. McMahon (TSS)	FK. Lam (NC)	33.78
1992-	M.G. Tuton (GT), tie					
1992-	R.D. Harrison (ACGS)	T.M. Smith (TSS)	C.R. Thomas (BGS)	J.M. Carter (GT)	R. Patterson (BSHS)	31.97 @
1993-	S.K.C.Y. Liew (ACGS)	J.S. Vedelago (GT)	D.S. Gooda (NC)	M.D. Thomas (TSS)	K.M. Evans (BSHS)	33.09
1994-	D.J. Moran (BGS)	C.J. Pretsel (NC)	N.O. Kidman (TSS)	R.A. Clarke (BBC)	R.R. Vedelego (GT)	34.26
1995-	J.W. McCourt (NC)	B. Gourlay (TSS)	S.M. Kumza (GT)	J.R. Woodgate (BGS)	N.R. Murphy (ACGS)	33.49
1996-	S. Robson (BSHS)	M. Riley (BGS)	R.B. Norris (ACGS)	B.A. Yates (TSS)	M.R. Macann (GT)	33.37
1997-	D.C. Alien (ACGS)	J.M. Weber (GT)	M.R. Bowd (NC)	D. Manderson (BBC)	B. Reid (TGS)	34.13
1998-	D.A. Pat (NC)	M. Martin (IGS)	N.A. Ferris (GT)	G.T. Carroll (TSS)	K. Fong (ACGS)	32.70
1999-	R.S. O'Neil (ACGS)	R. Chrzescijanski (IGS)	C.D. Sprenger (GT)	A. Hart (BGS)	B.A. Dawson (NC)	33.12
2000-	C.D. Sprenger (GT)	S.A. Clark (NC)	D. Johnston (BSHS)	D.S.C. Cramb (BBC)	T. Cromelin (BGS)	32.23
2001-	D. Brown (BGS)	J.L. Campbell (NC)	B.J. Harvey (GT)	B. Wheldon (ACGS)	T. Moore (TSS)	33.10
2002-	J.B. Tuton (GT)	G. Farquhar (BGS)	T.J. Middlin (BBC)	A. Seeto (TSS)	M.J. Weatherley (ACGS)	32.75
2003-	M. Newman (IGS)	C.R. Holgar (ACGS)	P. King (TGS)	P.R. Devers (NC)	L.P. McLroy (GT)	32.62
2004-	H. Samuela (BSHS)	J.L. DiBella (GT)	J. Dewhurst (BGS)	J.P. Laverty (NC)	J.H. Houghton (BBC)	33.04
2005-	C.J. Griffiths (NC)	A. Spence (IGS)	W. Thompson (TSS)	M. Giles (BGS)	A.R. Barnett (ACGS)	33.06
2006-	C.T. Lane (NC)	B.J. Edwards (BGS)	G.P. O'Brien (GT)	A. Wood (IGS)	M.D. Jardine (ACGS)	32.97
2007-	S.D. Blakeway (ACGS)	J.A. Saunders (BGS)	B.A. Silao (NC)	A. Buckley (IGS)	L.N. Papa (GT)	33.15
2008-	T. Oi (TSS)	N. Groenewald (ACGS)	T.K. Beasley (GT)	C.J. Kalas (BGS)	A.S. Prasad (BSHS)	34.30
2009-	J.M. Gilliland (NC)	J.G. Scolaro (IGS)	M.J. Singer (BGS)	C.N. Jones (BSHS)		33.26
				M.E. Pendall (ACGS), tie		
2010 -	C.F.Fasala (IGS)	D.V.Oliver (NC)	J.B.Bailey (BGS)	S. Rasmussen (TSS)	N. Pace (BBC)	33.12
2011 -	L.M Osbourne (GT)	J.P Zuill (NC)	R. Brown (ACGS)	G.J Bell (TSS)	C.J Wyer (BGS)	33.92
2012-	H. Stubbs (BGS)	PR. McNab (TGS)	A. Cumming (ACGS)	M.N. Nguyen (BSHS)	O.J. Pye (IGS)	32.64
2013-	Z. Stubblety-Cook (ACGS)	C. Parberry (BSHS)	M. Adi (BGS)	R.C. Maskelyne (IGS)	C. Windsor (GT)	32.09
2014-	D. Ashcroft (BSHS)	B. Garbutt (BGS)	J.J. Smith (TGS)	F.M. Baildon (TSS)	S.A. Coombes (NC)	32.59
2015-	L.D. Byrne (BBC)	W. Chan (BSHS)	A. Grant (BGS)	J.J Hardess (TSS)	J. Abeya (ACGS)	34.04
2016-	A. Zhu (BBC)	T. Rimmington (BGS)	J.R. Allum (IGS)	H. Mayo (ACGS)	M. Gould (GT)	32.18

## 50 Metre Breaststroke: Under 15

Date	First	Second	Third	Fourth	Fifth	Time
1947-	R. Ferguson (CEGS)	G. Newton (BSHS)	D. Meehan (NC)	W. Dunn (TSS)	W.M. Edwards (BGS)	44 2/5
1948-	K.G. Lucas (CEGS)	R. Sheil (TSS)	R. Peachey (NC)	D.F. Pincus (GT)	J. Palmer (TGS)	41 1/5
1949-	G. Waller (CEGS)	G. Dnoprienko (BBC)	K.V. McCarthy (GT)	P. Dunn (BGS)	S. Crouch (TGS)	40 4/5
1950-	H. Colbert (TGS)	S. Norris (BSHS)	G.M. Byth (BBC)	D. McFarlane (CEGS)	R. Jones (BGS)	41 7/10
1952-	D.B. Markey (CEGS)	R. Foreman (BGS)	J.L. Dunn (GT)	D. Palm (BBC)	R. Treffene (NC)	41 3/10
1953-	J. Mocatta (CEGS)	M. Cullinan (GT)	B. Hunt (BBC)	J.R. MacRonald (TSS)	M. Maher (BSHS)	40 8/10
1954-	J. Pincus (GT)	B. Xiddon (NC)	N. Austin (TGS)	R. Maciarlane (CEGS)	G.B. Freeman (TSS)	40 1/2
1955-	B.R. MocaRa (CEGS)	J. Coman (NC)	D. McCarthy (BBC)	J. Cumming (IGS)	J. Priede (TGS)	39
1956-	V. Huxley (TSS)	L. Williams (NC)	A. Arnold (BGS)	D. Murphy (TGS)	I. McNaught (GT)	38 7/10
1957-	E. Richards (GT)	R.J. Duff (CEGS)	G. Carrick (NC)	P. Ward (TSS)	D.S. Mathers (BGS)	39 3/5
1958-	J.W. Lincoln (CEGS)	R. Stitz (IGS)	J.A. Fingleton (GT)	A.R. Mecklem (BGS)	J.O. Cowlishaw (TSS)	38 2/5
1959-	G. Lawson (BBC)	G. Mountseer (GT)	R. McDonald (CEGS)	S.J. Cowlshaw (TSS)	C. Barker (NC)	37 4/5
1960-	K. Schmidt (BGS)	T.L. Skennar (CEGS)	R.R. Douglas (BBC)	L. Steindl (GT)	G. Akauma (TGS)	39
1961-	P. Martinez (NC)	C. Lyndon (BBC)	S. Mole (BGS)	J. Meyers (TSS)	D. Milburn (GT)	38 1/2
1962-	A. Christenson (TSS)	A. MacLeod (BGS)	H. Bryan (GT)	H. Cool (CEGS)		38 4/5
1963-	G.R. Beeston (BGS)	J.N. Reitano (IGS)	J. Gamsworthy (CEGS)	D. Barker (NC)	M. May (TSS)	28.6
1964-	B.R. Chambers (NC)	R. Gartrell (BSHS)	L.P. Cole (BBC)	W.J. Shields (CEGS)	I.D. Ross (BGS)	38.1
1965-	I. A. Carrick (NC)	R. Lukas (TGS)	A.M. O'Leary (GT)	M. Jolly (BSHS)	S. Ingram (BGS)	38.0
1968-	T.M. Levinge (CEGS)	P.K. Wilson (TSS)	J.S. Henderson (NC)	M. Dutney (BBC)	W.J. Love (BGS)	36.3
1969-	D. Kitchell (BSHS)	R. Rayner (GT)	G. Short (BGS)	G. Freeman (CEGS)	J. Ferguson (TGS)	36.8
1970-	R. Lacaze (CEGS)	D. Bellamy (BSHS)	R. Stuart (TGS)	H. Spike (GT)	J. White (BBC)	34.9
1971-	P. Stuart (TGS)	D. E. Robson (BGS)	D.E. Robson (BGS)	B. Fitzwalter (GT)	D. Rutherford (BBC)	36.3
1972-	G.B. Boneham (TSS)	M. Hickey (GT)	R.G. Scobie (CEGS)	W. Mill (BSHS)	G. Drummond (NC)	35.0
1973-	J. Cameron (BSHS)	M. Costnsows (CEGS)	P. Hewitt (BGS)	T. Smith (GT)	R. McLellan (BBC)	36.7
1974-	R. Spiro (BGS)	D. James (BSHS)	M. Crouch (GT)	M. Patterson (CEGS)	A. Seawright (TGS)	35.1
1975-	L. Brazier (BGS)	G. Law (NC)	C.D. Seawright (TGS)	D.K. Moffatt (BBC)	K. Logan (BSHS)	35.8
1976-	P. Beardmore (BGS)	J.R. McLeod (BBC)	S.D. Patterson (CEGS)	I.C. Wong (TSS)	S. Healy (NC)	34.1
1977-	G. Maynard (GT)	C.E. Cornish (CEGS)	B.D. Hoskins (BSHS)	C.J. Powell (IGS)	M.T. Pears (TSS)	36.7
1978-	L.W.S. Leech (IGS)	B.D. Hoskins (BSHS)	T. Karydis (TGS)	M.S. Tesch (CEGS)	M. Glanford (BGS)	34.9
1979-	T. Wiltshire (BSHS)	B. Elliot (BGS)	J. Bailey (BBC)	B.R. Goodwin (IGS)	R. Sydes (GT)	35.83
1980-	B.R. Simpson (BSHS)	R. Kahler (BGS)	M. Holmes (GT)	N. Kelly (CEGS)	D. Caesar (TSS)	34.42
1981-	D.J. Hamilton (TGS)	R.T. Morris (TGS)	J.W. Lemberg (BSHS)	M.C. Malouf (GT)	G. Pollard (BBC)	33.77
1982-	G. Goodall (BSHS)	G. McKinnon (TSS)	R. Clarke (GT)	A. Bowdler (NC)	A. Hopkins (TGS)	35.18
1983-	S.C. Moore (CEGS)	C.A. Forster (BSHS)	J.A. Bennett (BBC)	K.M. Terriss (IGS)	C. Kirby (NC)	33.18
1984-	C.J. Davies (CEGS)	P.W. Burton (BSHS)	R.J. Bryce (BBC)	A. Sole (GT)	C.R. MeDin (IGS)	33.02

## 50 Metre Breaststroke: Under 15 (Continued)

Date	First	Second	Third	Fourth	Fifth	Time
1985-	D.A. Dnummond (BSHS)	D. Fielding (TSS)	R.L. Quinn (GT)	J.M. Fenner (BGS)	R.A. Hamilton (TGS)	33.16
1986-	A. Egorov (GT)	W.W. Friese (IGS)	C.R. Swanson (BSHS)	T.J. Somes (BBC)	J.Y.K. Hui (TSS)	33.12
1987-	T. Staunton-Smith (BGS)	T. Sayer (TSS)	S.R. Burton (BSHS)	D.J. Wadley (GT)	D.D. Zorzetto (NC)	31.83
1988-	S.E. Lewis (BSHS)	A.R. Lawson (BBC)	B.G. Lawrence (ACGS)	J.E. Drew (TSS)	M. Kay (NC)	31.34
1989-	J.R. Forster (BSHS)	L.J. Crowley (GT)	S. Jones (TSS)	D.J. Downie (BGS)	T.B. See (ACGS)	33.56
1990-	S.J. Russell (GT)	D.G. McCommack (ACGS)	C.R. Swainson (BSHS)	B.M. Pitt (BBC)	M.E. Stack (NC)	32.84
1991-	S.J. Russell (GT)	J.A. Baranoff (BGS)	S.D.S. Quartermann (ACGS)	M.G. Ware (IGS)	A.P. Drazek (NC)	32.60
1992-	C. Daley (BSHS)	M.G. Tuton (GT)	C.J. Love (ACGS)	B. McMahon (TSS)	L.F. Robetson (BBC)	31.89
					B. Dittmar (NC), tie	
1993-	R.D. Harrison (ACGS)	T.M. Smith (TSS)	L.F. Brown (NC)	C.R. Thomas (BGS)	R.N. Patterson (BSHS)	31.12
1994-	S.K.C.Y. Liew (ACGS)	J.S. Vedelego (GT)	K.M. Evans (BSHS)	M.D. Thomas (TSS)	D.S. Gooda (NC)	31.18
1995-	D.J. Moran (BGS)	D.J. Over (ACGS)	C.J. Kennedy (NC)	S. Snelling (TGS)	R.R. Vedelago (GT)	33.22
1996-	B. Gourlay (TSS)	J.W. McCourt (NC)	J. Woodgate (BGS)	J.D. King-Scott (ACGS)	S.M. Kuzma (GT)	32.47
1997-	M. Riley (BGS)	B.A. Yates (TSS)	R.B. Norris (ACGS)	M.R. Macann (GT)	S. Robson (BSHS)	31.24
1998-	D. Allen (ACGS)	B.S. Rickard (NC)	D.C. Manderson (BBC)	A. Clarke (BGS)	J.M. Weber (GT)	32.99
1999-	C.Y. Kong (ACGS)	N.A. Ferris (GT)	D.A. Pat (NC)	G.T. Carroll (TSS)	M. Martin (IGS)	32.45
2000-	R.S. O'Neil (ACGS)	A. Brown (BGS)	T.W.T. Jones (NC)	R. Chrzescijanski (IGS)	K.V. Jahnke (GT)	31.91
2001-	C.D. Sprenger (GT)	L.H.M. Lyons (BBC)	S.J.M. Clark (NC)	L. Gottke (IGS)	W. Clewett (TGS)	30.88 @
2002-	D. Brown (BGS)	J.L. Campbell (NC)	R.I. Russell (GT)	T. Moore (TSS)	G. Connors (IGS)	31.12
2003-	J.B. Tuton (GT)	G. Farquhar (BGS)	T.J. Middlin (BBC)	T. Evans (BSHS)	A.A. Seeto (TSS)	31.85
2004-	C.R. Holgar (ACGS)	J. Hoek (IGS)	P. King (TGS)	P.R. Devers (NC)	N.C. Dent (BBC)	31.48
2005-	H. Samuela (BSHS)	J.L. DiBella (GT)	J. Dewhurst (BGS)	L. Farmer (IGS)	M.A. Kempin (NC)	32.06
2006-	C.J. Griffiths (NC)	A. Spence (IGS)	W. Thompson (TSS)	M.T. Giles (BGS)	J.R. Cornish (GT)	32.50
2007-	B.J. Edwards (BGS)	C.T. Lane (NC)	G.P. O'Brien (GT)	L.L. Allan (BBC)	M.D. Jardine (ACGS)	32.22
2008-	S. Blakeway (ACGS)	A. Cois (BGS)	A.M. Buckley (IGS)	B.A. Silao (NC)	T. Clarke (TSS)	31.80
2009-	A. Digby (TSS)	E. Low (NC)	S.J. Greene (ACGS)	H. Hawker (TGS)	D.G. Edwards (BGS)	32.66
2010 -	J. Gilliland (NC)	J.G. Scolaro (IGS)	B.M. Willoughby (TSS)	M. E. Pendall (ACGS)	M. J. Singer (BGS)	31.38
2011-	J.F. O'Hanlon (NC)	L.M. Roberts (IGS)	L. Bourne (TSS)	J.B. Bailey (BGS)	N.T. Pace (BBC)	31.29
2012-	G.J. Bell (TSS)	J. Zuill (GT)	A.E. Gibson (TGS)	A. W. Gough (BSHS)	C. Wyer (BGS)	32.36
2013-	L. Townsend (GT)	H. Stubbs (BGS)	B.J. Oates (TGS)	M. Ng (BSHS)	J. Donovan (NC)	32.12
2014-	Z. Stubblety-Cook (ACGS)	C. Parberry (BSHS)	R.C. Maskelyne (IGS)	M. Adi (BGS)	D. Bell (GT)	31.36
2015-	D.Ashcroft (BSHS)	J. Smith (TGS)	B. Garbutt (BGS)	J. Busch (IGS)	F.M. Baildon (TSS)	34.24
2016-	R.C. Gordon (IGS)	J.J. Hardess (TSS)	A. Grant (BGS)	W. Chan (BSHS)	J. Abeya (ACGS)	32.80

## 50 Metre Breaststroke: Under 16

Date	First	Second	Third	Fourth	Fifth	Time
1937-	P. Marsh (BSHS)	T. Bums (NC)	J. Mcintyre (TGS)	B. Bnuce-Smith (CEGS)	L. Tedford (BBC)	43
1938-	No Competition					
1939-	T.J. Cottee (CEGS)	D. Brown (BSHS)	K.A. Stevens (TGS)	G.M. Darcy (GT)	W. Bowden (BGS)	41 3/5
1940-	D. Brown (BSHS)	M. Emerson (CEGS)	K.A. Stevens (TGS)	A. Kelly (NC)	K.P. Astill (GT)	40 2/5
1941-	P. Stumm (CEGS)	J. Fletcher (BGS)	E.W. Munro (BBC)	G.M. D'Arcy (GT)	A. Kelly (NC)	40 3/5
1942-	No Competition					
1943-	N.E. Parker (CEGS)	R. Moynihan (BSHS)	W. Derod (BBC)	B. Cahill (NC)	J. Murtha (GT)	40 2/5
1944-	J.D. Allanson (CEGS)	I.D. Brown (BGS)	P. Shaw (BBC)	J. Spiers (BSHS)	A. Clark (GT)	38 2/5
1945-	J.A. Baldwin (CEGS)	J.S. Mackay (BGS)	R. Colbert (TGS)	K.T. Spillane (GT)	J. Mackie (NC)	39 3/5
1947-	J.R. Boast (BGS)	R.B. Baldwin (GT)	K. Free (CEGS)	T. Ellis (NC)		40 1/5
				J. Dowrie (BSHS) tie		
1948-	J.E. Cooley (BGS)	A.A. Paul (CEGS)	R. Ryland (TGS)	W. Dunn (BSHS)	P.A. Wadley (GT)	39
1950-	K.G. Waller (CEGS)	G. McKelvie (BBC)	D. Kenway (GT)	P. Dunn (BGS)	P. McMillen (NC)	37 9/10
1952-	W. Arnold (CEGS)	T.C. Cullinan (GT)	A. Davies (NC)	D.C. Street (BBC)	J. Howden (BGS)	37 6/10
1953-	R.E. Foreman (BGS)	M. Hansen (CEGS)	J. Dunn (GT)	R. Treffene (NC)	W. Arnold (BSHS)	39 9/10
1954-	J. Mocatto (CEGS)	R. Marshall (IGS)	M. Maher (BSHS)	D. Owens (GT)	J.R. McDonald (TSS)	40 3/5
1955-	R.B. Mocatto (CEGS)	P. Pincus (GT)	N. Austen (TGS)	B. Widdon (NC)	R.I. Suggit (BGS)	38 2/5
1956-	B.R. MocaRa (CEGS)	J. Priebe (TGS)	J. Coman (NC)	P. Haren (GT)	B. Richardson (IGS)	38 2/5
1957-	L. Williams (NC)	D. Murphy (TGS)	V.K. Huxley (TSS)	A. Arnold (BGS)	R. Hunt (IGS)	37 4/5
1958-	P.H. Crowe (GT)	D.K. McDonald	G. Carrick (NC)	- Nurcombe (BGS)	A. Leipnik (IGS)	38 7/10
1959-	J. Lincoln (CEGS)	R. Stitz (IGS)	R. White (BGS)	A. McNaught (GT)	B. Sullivan (NC)	38 2/5
1960-	G. Mountseer (GT)	D.W.J. Glen (CEGS)	G.E. Lawson (BBC)	J. Cowlishaw (TSS)	K. Mackay (IGS)	36 1/2
1961-	L. Steindl (GT)	T. Maher (BSHS)	J. Geddes (TSS)	T. Skennar (CEGS)	K. Schmidt (BGS)	37 4/10
1962-	C. Lyndon (BBC)	D. Milburn (GT)	R. Martinez (NC)	H. Robertson (TSS)	L.S. Cichero (BGS)	37 3/10
1963-	A. Christensen (TSS)	J.M. Covacevich (BGS)	H. Bnyan (GT)	M. Emery (NC)	M. Newell (BBC)	37.8
1964-	G.R. Beeston (BGS)	J.R. Gamsworthy (CEGS)	D.A. Barker (NC)	J.N. Reitano (IGS)	R. Burrow (TSS)	37.4
1965-	P.A. Dixon (CEGS)	R. Gray (BGS)	I. Carfrae (BSHS)	L.P. Cole (BBC)	B. Drury (IGS)	37.6
1968-	D.G. Blackek (BBC)	N. Proctor (GT)	K.J. Skipper (IGS)	P. Manfield (BSHS)	B.V. Clarke (NC)	35.1
1969-	P. Wilson (TSS)	J. Henderson (NC)	N. Dutney (BBC)	P. Watts (BGS)	W. Frost (BSHS)	36.6
1970-	D. Mitchell (BSHS)	J. Ferguson (TGS)	G. Freeman (CEGS)	R. Rayner (GT)	G. Short (BGS)	35.2
1971-	G.R. Freeman (CEGS)	M. Anderson (NC)	D. Bellamy (BSHS)	N. Spike (GT)	R. Barday (BBC)	35.5
1972-	B. Fitzwalter (BGS)	A. Rogers (GT)	P.W. Stuart (TGS)	J.R. McNamara (CEGS)	J.R. Twentyman (TSS)	35.7
1973-	G. Boneham (TSS)	M. Hickey (GT)	D. Rose (BSHS)	G. Brazier (BGS)	B. Scobie (CEGS)	33.9
1974-	J. Cameron (BSHS)	P. Hewitt (BGS)	A. MacMillan (CEGS)	R. McLellan (BBC)	M. Keily (NC)	36.1
1975-	P. Spiro (BGS)	S. Harfis (BSHS)	T. Smith (GT)	M. Patterson (CEGS)	A. Tonakie (NC)	34.2
1976-	L. Brazier (BGS)	D.K. Moffatt (BBC)	A.D. Middlin (CEGS)	T.D. Avery (TSS)	G. Law (NC)	35.2
1977-	L. Young (TSS)	P. Beardmore (BGS)	J.T. McNamara (BSHS)	S.F. Healy (NC)	S.F. Patterson (CEGS)	34.3
1978-	J.D. Peters (BSHS)	M. Elmer (BGS)	N.E. Bailey (BBC)	C.E. Cornish (CEGS)	R. Fogarty (GT)	35.07
1979-	L. Leech (IGS)	B. Hoskins (BSHS)	R. Stephens (TSS)	C. Price (GT)	P. Smith (BGS)	33.33
1980-	C.S. Williams (BSHS)	J.N. Bailey (BBC)	G.A. Webber (CEGS)	J. Leutenegger (GT)	B.R. Goodwin (IGS)	33.87
1981-	B.R. Simpson (BSHS)	N. Kelly (CEGS)	P.W. Landy (GT)	R.J. Kahler (BGS)	A.R. Baker (TSS)	32.79
1982-	D. Hamilton (TGS)	J. Lemberg (BSHS)	M. Malouf (GT)	R. Theile (BGS)	C. Bieue (CEGS)	33.16
1983-	C.V. Tobin (BSHS)	G.R. McKinnon (TSS)	J.N. Gibbons (GT)	A. Bowdler (NC)	G.H. Monro (BGS)	33.36
1984-	S.C. Moore (CEGS)	J.A. Bennett (BBC)	C.A. Forster (BSHS)	I.D. Swinton (BGS)	C.H. Kirby (NC)	32.92
1985-	P.W. Burton (BSHS)	R.J. Bryce (BBC)	A.D. Stains (TGS)	M.J. Hutton (IGS)	B.C. Clarke (GT)	32.43
1986-	D.A. Drummond (BSHS)	R.L. Quinn (GT)	R.A. Hamilton (TGS)	D.A. Fielding (TSS)	J.M. Fenner (BGS)	33.46
1987-	A. Egorov (GT)	W.W. Friese (IGS)	C.R. Swanson (BSHS)	T.J. Somes (BBC)	S.J. Conaghan (NC)	32.35
1988-	T. Staunton-Smith (BGS)	D.J. Wadley (GT)	T.A. Sayer (TSS)	C. Watson (IGS)	S.R. Burton (BSHS)	31.11
1989-	S.E. Lewis (BSHS)	A.R. Lawson (BBC)	C.J. Mcinemy (GT)	M.J. Kay (NC)	M. Amor (TSS)	30.74
1990-	D.A. Sheehan (BSHS)	D.C. Hickey (NC)	D.J. Downie (BGS)	L.J. Crowley (GT)	T.B. See (ACGS)	31.23
1991-	M.S. Stack (NC)	J.D. Griffith (ACGS)	C.R. Swainson (BSHS)	B. Pitt (BBC)	T.C. Nixon (BGS)	33.22
1992-	M.R. Chappel (GT)	J.A. Baranoff (BGS)	S.D.S. Quartermann (ACGS)	J.L. Dunwoody (TSS)	C.M. Dixon (TGS)	32.13
1993-	T.A.L. Nicholson (ACGS)	M.G. Tuton (GT)	C.J. Daley (BSHS)	D.N. Faint (NC)	D.H. Kerlin (BGS)	31.23
1994-	R.D. Harnson (ACGS)	T.M. Smith (BGS)	M.A. Hunter (NC)	J.M. Carter (GT)	A.M. Craven (BBC)	30.55
1995-	S.K.C.Y. Liew (ACGS)	P. Woodbridge (BSHS)	H.J.H. Jackson (BBC)	D. Ford (IGS)	D. O'Hare (TGS)	30.8
1996-	D. Moran (BGS)	S. Snelling (TGS)	C.J. Kennedy (NC)	D.J. Over (ACGS)	R.A. Clarke (BBC)	31.76
1997-	B. Gourlay (TSS)	J.W. McCourt (NC)	B. Hanson (BBC)	D.J. Chin (GT)	J. Woodgate (BGS)	31.83



## 50 Metre Breaststroke: Under 16 (Continued)

Date	First	Second	Third	Fourth	Fifth	Time
1998-	M.E. Riley (BGS)	B. Mateja (IGS)	M.A. Daley (NC)	R. Norris (ACGS)	B.A. Yates (TSS)	30.29 @
1999-	B.S. Rickard (NC)	D.C.M. Allen (ACGS)	A. Clarke (BGS)	D.C. Manderson (BBC)	S. McElroy (BSHS)	31.60
2000-	G. Carroll (TSS)	N.A. Ferris (GT)	P. Alyuz (BSHS)	D.A. Pat (NC)	Chun-Yu Kong (ACGS)	31.68
2001-	R. O'Neil (ACGS)	A. Brown (BGS)	T.W.T. Jones (NC)	C.T. Sprenger (GT)	C. Tickle (TSS)	30.52
2002-	C.D. Sprenger (GT)	W.G. Clewett (TGS)	S.A. Clarke (NC)	D. Johnston (BSHS)	S. Higginbotham (TSS)	30.43
2003-	D. Brown (BGS)	J.L. Campbell (NC)	R.I. Russell (GT)	M.O. Roe (TSS)	D.Y. McGregor (ACGS)	30.80
2004-	G. Farquhar (BGS)	J.B. Tuton (GT)	A. Seeto (TSS)	T. Evans (BSHS)	S.J. Holz (ACGS)	31.08
2005-	C.R. Holgar (ACGS)	P. King (TGS)	N.C. Dent (BBC)	A. Grilanc (IGS)	P.R. Devers (NC)	31.26
2006-	C. Fox (TSS)	J.A. Dewhurst (BGS)	H. Samuela (BSHS)	J.L. DiBella (GT)	L. Farmer (IGS)	30.87
2007-	C.J. Griffiths (NC)	W. Thomson (TSS)	A. Spence (IGS)	J.R. Cornish (GT)	M.T. Giles (BGS)	31.47
2008-	N. Pregelj (TSS)	G. P. O'Brien (GT)	C.T. Lane (NC)	M.J. Evans (BGS)	L.Allan (BBC)	31.94
2009-	A. Cois (BGS)	B.J. Grabbe-Clare-Nazer (NC)	P. Pershouse (BBC)	A.M. Buckley (IGS)	T. Clarke (TSS)	31.23
2010-	S.J. Greene (BGS)	E. Low (NC)	T. James (BBC)	H. R. Hawker (TGS)	K. Thomson (TSS)	31.38
2011-	J.M. Gilliland (NC)	M.E. Pendall (ACGS)	J.G. Scolaro (IGS)	B.M. Willoughby (TSS)	P.R. Brittain (TGS)	30.84
2012-	D.V. Oliver (NC)	L. Bourne (TSS)	L.M. Roberts (IGS)	R. Brown (ACGS)	N. Pace (BBC)	32.20
2013-	L. Osborne (GT)	G.J. Bell (TSS)	A.E. Gibson (TGS)	H. Craw (BGS)	D.L. Busch (IGS)	30.55
2014-	L. Townsend (GT)	C.J. van der Laan (TSS)	H. Stubbs (BGS)	J. Camp (ACGS)	P.R. McNab (TGS)	31.88
2015-	Z. Stubblety-Cook (ACGS)	C. Parberry (BSHS)	R.C. Maskelyne (IGS)	M.J. PatulloJ. Camp (BBC)	M.H. Adi (BGS)	30.66
2016-	D. Ashcroft (BSHS)	J. Smith (TGS)	L. Kalate (BBC)	J.T. Rutherford (TSS)	Y. Chan (BGS)	31.21

## 100 Metre Breaststroke: Open

Date	First	Second	Third	Fourth	Fifth	Time
1947-	J.B. Betts (BGS)	J.R. Baldwin (CEGS)	J. Dunn (TSS)	A.F. Clark (GT)	P. Capper (TGS)	1:27 9/10
1948-	J.R. Baldwin (CEGS)	J. Dunn (BSHS)	R. Colbert (TGS)	R.B. Baldwin (GT)	W.H. Cadzow (BGS)	1:25 1/10
1949-	R. Lehane (CEGS)	J. Cooley (BGS)	W. Dunn (BSHS)	P.F. Wadley (GT)	F. Carroll (NC)	1:27 9/10
1950-	J.E. Cooley (BGS)	R. Lehane (CEGS)	F. Carroll (NC)	W. Thomson (BBC)	D.F. Pincus (GT)	1:22
1952-	C. Whitehouse (CEGS)	J. Hyyppa (NC)	R. C. Kenway (GT)	R. Jackson (IGS)	G. Gibson (BGS)	1:25 3/10
1953-	W. Arnold (CEGS)	J. Hyyppa (NC)	D. Street (BBC)	C. King (BGS)	G. Sheil (TSS)	1:23 8/10
1954-	R. Tratfene (NC)	R. Kalaf (BSHS)	M. Hansen (CEGS)	J. Dunn (GT)	R.E. Foreman (BGS)	1:24 3/10
1955-	J.H. Mocatta (CEGS)	J. Bergan (GT)	R.E. Foreman (BGS)	R. Marshall (IGS)	W. Knowles (BSHS)	1:26 9/10
1956-	J.H. Mocatta (CEGS)	R. Murray (GT)	J. Watson (NC)	R. Marshall (IGS)	R. Lawson (BBC)	1:20 4/5
1957-	B.R. Mocatta (CEGS)	J. Watson (NC)	R. Murray (GT)	B. Richardson (IGS)	A.J. Nali (BGS)	1:19 7/10
1958-	R.W. Noble (CEGS)	P. Williams (BBC)	P.W. Haren (GT)	V.K. Huxley (TSS)	A.J. Nall (BGS)	1:24 2/5
1959-	M. O'Donoghue (NC)	E. Richards (GT)	P. Nurcombe (BGS)	P. Goldsmith (BSHS)	V. Huxley (TSS)	1:24 1/5
1960-	M. O'Donoghue (NC)	J.B. Nolan (CEGS)	R. Nurcombe (BGS)	A. McNaught (GT)	V.K. Huxley (TSS)	1:19 4/5
1961-	D. Gien (CEGS)	J. Evie (BGS)	J. Dunicombe (NC)	H. Cowlishaw (TSS)	H. McArthur (TGS)	1:23 6/10
1962-	L. Steindl (GT)	D.W.J. Glen (CEGS)	B. Sullivan (NC)	P. Feldbusch (BBC)	T. Mather (BSHS)	1:22 3/5
1963-	C. Lyndon (BBC)	L. Steindl (GT)	J. Geddes (TSS)	T. Maher (BSHS)	R.J. Trevethan (CEGS)	1:19.9
1964-	J.A. Brook (CEGS)	R. McDonald (TGS)	R. Linton (BSHS)	R.M. Smith (GT)	F.G. Swanson (NC)	1:25.2
1965-	J.M. O'Leary (GT)	J. Reitano (IGS)	P. Gartrell (BSHS)	D.A. Barker (NC)	J.A. Brook (CEGS)	1:22.6
1968-	G.J. Reid (BGS)	R. Lukas (TGS)	A.E. Logan (CEGS)	K. Simpkins (BSHS)	J. Quinn (GT)	1:20.0
1969-	D.G. Blackett (BBC)	N. Proctor (GT)	J. Watt (CEGS)	K. Simpkins (BSHS)	K. Slipper (IGS)	75.5
1970-	N. Proctor (GT)	J. Henderson (NC)	P. Wilson (TSS)	K. Slipper (IGS)	W. Frost (BSHS)	77.4
1971-	J. Ferguson (IGS)	P.A. Lacaze (CEGS)	R. Rayner (GT)	G.J. Short (BGS)	G.S. Willmott (TSS)	77.3
1972-	D.J. Wilson (CEGS)	N.W. Martin (BGS)	S.S.B. Willmott (TSS)	M. Henderson (NC)	N. Spike (GT)	73.9
1973-	D. Wilson (CEGS)	M. Fallier (IGS)	C. Jones (GT)	D. Paratz (BGS)	G. Crammond (NC)	73.2
1974-	G. Boneham (TSS)	M. Hickey (GT)	P. James (BSHS)	M. Castrisos (CEGS)	I. Lea (TGS)	73.6
1975-	C. Fullagar (BSHS)	M. Castisos (CEGS)	M. Crouch (GT)	A. Maclean (BGS)	A. Seawright (TGS)	1:21.4
1976-	P. Spiro (BGS)	S.J. Beioley (BSHS)	C.D. Seawright (TGS)	A.R. McMillan (CEGS)	T. Smith (GT)	71.8
1977-	C.D. Seawright (TGS)	G.A. Byram (CEGS)	T.D. Avery (TSS)	L. Brazier (BGS)	M.W. Scanlan (BSHS)	76.2
1978-	P. Beardmore (BGS)	G.A. Breakwell (BSHS)	D.K. Moffatt (BBC)	T. Gibbons (GT)	J.J. Poliard (TSS)	1:15.8
1979-	A.L. Haines (IGS)	N. Bailey (BBC)	M. Elmer (BGS)	G. Breakwell (BSHS)	R. Fogarty (GT)	1:11.40
1980-	L.W. Leech (IGS)	T.R. Wiltshire (BSHS)	M. Elmer (BGS)	T. Karydis (TGS)	C. Price (GT)	1:11.94
1981-	B.J. Spencer (BSHS)	J.N. Bailey (BBC)	G.K. Moreton (BGS)	R.J. Hartley (TGS)	A.M. MacLachlan (TSS)	70.77
1982-	B. Simpson (BSHS)	P. Rosengren (GT)	B. Pascoe (TGS)	L. Doorackers (IGS)	I. Browne (TSS)	1:09.35
1983-	J.W. Lemberg (BSHS)	A.M. Browning (CEGS)	D.D. Strachan (BBC)	M.C. Malouf (GT)	H.M. Dignan (BGS)	1:12.46
1984-	C.V. Tobin (BSHS)	D.D.W. Strachan (BBC)	R. Clarke (GT)	M.W. Blackwell (CEGS)	G.R. McKinnon (TSS)	1:15.31
1985-	C.J. Davies (ACGS)	J.A. Bennett (BBC)	M.J. Fludder (GT)	C.A. Forster (BSHS)	G. Rogers (TSS)	1:11.60
1986-	R.J.S. Bryce (BBC)	P.W. Burton (BSHS)	M.J. Hutton (IGS)	P.K. Murray (NC)	N.P. Hobart (TSS)	1:10.23
1987-	R.J.S. Bryce (BBC)	D. Fielding (TSS)	J.M. Fenner (BGS)	P.L. Quinn (GT)	B.V. Clarke (TGS)	1:08.24
1988-	A. Egorov (GT)	W.W. Friesse (GT)	J.M. Fenner (BGS)	S. Conaghan (NC)	D.J. Maclean (BBC)	1:11.17
1989-	T. Staunton-Smith (BGS)	T. Sayer (TSS)	D.J. Wadley (GT)	C.R. Watson (IGS)	S.G. Myers (BBC)	1:07.94
1990-	S.E. Lewis (BSHS)	N.J. Rollason (GT)	M. Hobson (TGS)	M.J. Kay (NC)	A.R. Lawson (BBC)	1:04.52
1991-	N.J. Rollason (GT)	J.R. Forster (BSHS)	R.K. Johansen (IGS)	D.J. Downie (BGS)	D.C. Hickey (NC)	1:09.41
1992-	R.J. Tuton (GT)	J.D. Griffiths (ACGS)	T.A. Goward (BBC)	C. Swainson (BSHS)	M. Stack (NC)	1:09.26
1993-	M.R. Chappel (GT)	C.J. Love (ACGS)	M.S. Stack (NC)	S.R. Metcalfe (BBC)	C.R. Swainson (BSHS)	1:09.74
1994-	H.E.A. Flouch (NC)	M.G. Tuton (GT)	C.J. Love (ACGS)	C.J. Daley (BSHS)	C.R. Thomas (BGS)	1:06.90
1995-	J.M. Winter (GT)	R.D. Harnson (ACGS)	H.E.A. Flouch (NC)	C.R. Thomas (BGS)	M.D. Thomas (TSS)	1:05.06
1996-	J.M. Winter (GT)	R.D. Harrison (ACGS)	D. Ford (IGS)	J.G. Bujang (NC)	R. Woodbridge (BSHS)	1:04.72
1997-	D.J. Over (ACGS)	S. Snelling (TGS)	D. Moran (BGS)	C.J. Kennedy (NC)	D. Wilson (IGS)	1:08.67
1998-	J.W. McCourt (NC)	B. Gourlay (TSS)	D.J. Chin (GT)	R. McDonald (BSHS)	M. Riley (BGS)	1:07.87
1999-	M. Riley (BGS)	B. Mateja (IGS)	R.J. Gordon (TSS)	M.E. Smith (NC)	R.B. Norris (ACGS)	1:03.94
2000-	B.S. Rickard (NC)	A. Clarke (BGS)	R. Gordon (TSS)	D.C.M. Allen (ACGS)	D.C. Mandeson (BBC)	1:07.21
2001-	S. Brodie (NC)	D. Allen (ACGS)	P. Alyuz (BSHS)	R. Chrzescijanski (IGS)	N.A. Ferris (GT)	1:06.87
2002-	S. Brodie (NC)	R.S. O'Neil (ACGS)	A. Brown (BGS)	J. Ledgerwood (TSS)	D.M. De Luca (GT)	1:08.35
2003-	C.D. Sprenger (GT)	W. Clewett (TGS)	D. Johnston (BSHS)	T.R. Collins (TSS)	L. Gottke (IGS)	1:02.82 @
2004-	L.J. Wardley (TSS)	J.L. Campbell (NC)	M. Newman (IGS)	D. Brown (BGS)	M.J. Weatherley (ACGS)	1:07.82
2005-	G. Farquhar (BGS)	J.B. Tuton (GT)	M. Newman (IGS)	T. Evans (BSHS)	M. Ireland (TSS)	1:03.36
2006-	M. Newman (IGS)	M. Ireland (TSS)	C.R. Holgar (ACGS)	P.G. King (TGS)	T. Evans (BSHS)	1:07.14
2007-	J.L. DiBella (GT)	J.A. Dewhurst (BGS)	C. Fox (TSS)	J.P. Laverty (NC)	J.R. Achilles (ACGS)	1:06.34
2008-	A.L. Cois (BGS)	J. Achilles (ACGS)	L. Wood (TSS)	C.S. Silao (NC)	J.R. Cornish (GT)	1:08.79
2009-	B. Sykes (NC)	S.D. Blakeway (ACGS)	N. Pregelj (TSS)	M.J. Evans (BGS)	L.L. Allan (BBC)	1:07.40
2010-	B. Sykes (NC)	S.D. Blakeway (ACGS)	A. Cois (BGS)	T. Clarke (TSS)	A. M. Buckley (IGS)	1:06.65
2011-	B. Sykes (NC)	D.J. Brown (ACGS)	S.J. Greene (BGS)	T.B. James (BBC)	S.A. Green (TGS)	1:06.77
2012-	J.K. Mathews (NC)	M. Pendall (ACGS)	P.R. Brittain (TGS)	B.M. Willoughby (TSS)	S. Greene (BGS)	1:08.43
2013-	L.M. Colquhoun (TSS)	J. Zuill (GT)	R. Brown (ACGS)	L.M. Roberts (IGS)	N.T. Pace (BBC)	1:08.59
2014-	G.J. Bell (TSS)	L. Neill (GT)	C.R. Lewis (NC)	A.E. Gibson (TGS)	H. Craw (BGS)	1:05.96
2015-	G.J. Bell (TSS)	M. Ng (BSHS)	A. Gibson (TGS)	L. Townsend (GT)	A. Cumming (ACGS)	1:05.49
2016-	Z. Stubblety-Cook (ACGS)	C.J. van der Laan (TSS)	R.C. Maskelyne (IGS)	M. Patullo (BBC)	B. Garbutt (BGS)	1:04.82

## 50 Metre Butterfly: Under 13

Date	First	Second	Third	Fourth	Fifth	Time
1971-	A. Wilson (BGS)	R.H. McCowan (CEGS)	S. Crocker (BBC)	M. Crouch (GT)	A. Palm (NC)	32.7
1972-	R. Spiro (BGS)	W. Wakefield (BSHS)	B.T. Donovan (CEGS)	A. VandeVelde (GT)	P.J. McLeod (BBC)	31.4
1973-	J. Perkins (BGS)	S. Haberman (CEGS)	M.J. Spurner (IGS)	S. Davies (BBC)	R. Logan (BSHS)	32.00
1974-	S. Haberman (CEGS)	I. Ven Haeringen (BSHS)	T. McCawley (GT)	W. O'Leary (NC)	C. Wyllie (BGS)	32.9
1975-	S. Moffatt (BBC)	D. Pullinger (TSS)	R. Morrison (GT)	G. Beikoff (BGS)	C. Cornish (CEGS)	32.8
1976-	S.J. Moffatt (BBC)	R. VanderZant (BSHS)	A. Sambrook (BGS)	L. Muir (TSS)	L.W.S. Leich (IGS)	32.2
1977-	J.W. Ardon (IGS)	L.C. Muir (TSS)	M. Xavier (BGS)	A.K. Noyes (BSHS)	T. Dodson (GT)	32.1
1978-	B.D. Summerville (IGS)	R. Cope (BGS)	P.L. Down (BSHS)	B. Mulvihill (GT)	S.P. Gray (NC)	32.9
1979-	J. Sieben (BSHS)	R. McDonald (GT)	B.J. Kane (TSS)	B. McCarthy (BGS)	M.A. Freeman (CEGS)	31.59
1980-	R.S. Leighton (TSS)	G. Edwards (BSHS)	G. Hepple (TGS)	G. Boevink (NC)	B.J. Macdonald (IGS)	33.54
1981-	M. Mastromichele (BSHS)	A.J. Kruth (BGS)	P.R. Burnie (TGS)	A.C. Scott (TSS)	X.F. Clarke (GT)	30.47
1982-	J. Ives-Plunkett (BSHS)	R. Pym (BGS)	T. Young (IGS)	C. Davies (TGS)	C. Finlay (BBC)	30.37
1983-	D.W. King-Christopher (TSS)	C.A. Logan (BSHS)	M.T. Lee (CEGS)	J.W. Fredencks (GT)	A.B.J. Scriven (BGS)	28.61
1984-	A.J. Baildon (TSS)	A.J. Lobie (BSHS)	A.W. Bale (BGS)	F.H. Bently (IGS)	C.R. Ford (TGS)	29.74
1985-	A.J. Weston (ACGS)	P.T. Clancy (GT)	S.P. Burton (BSHS)	E.J. Nunn (BBC)	L. Maguire (NC)	30.69
1986-	P.T. Clancy (GT)	S.E. Lewis (BSHS)	K.J. Perkins (BBC)	A.W. Nichoisen (ACGS)	J.D. O'Neill (BGS)	30.33
1987-	D.A. Sheehan (BSHS)	M. Williams (TSS)	J.M. Lee (GT)	G.J. Taylor (ACGS)	D.J. Downie (BGS)	31.45
1988-	S.F. Martin (ACGS)	A. Dickson (NC)	M. Logan (BGS)	M.J. Stewart (GT)	P.K. Crump (BBC)	32.63
1989-	B.O. Nothling (ACGS)	P.J. Gibson (GT)	R.S. Ch'ng (BSHS)	S.J. Hewett (BGS)	B.C. Barnes (TSS)	30.16
1990-	D.J. Boxall (BSHS)	J.R. English (BBC)	M.J. Gordon (GT)	C. Bradshaw (TGS)	K.J. Hanna (IGS)	30.20
1991-	J. English (BBC)	S.M. Nothling (BGS)	J.P. Hoolveld (GT)	T.M. Smith (TSS)	S.K.C.Y. Liew (ACGS)	29.52
1992-	D.J. Holcombe (BSHS)	S. Kennedy (NC)	M.G. Sara (BBC)	C.J. Atkinson (TSS)	S.L. Rothman (BGS)	30.53
1993-	B.J. Andersen (NC)	D.L. Scutt (GT)	A.J. Harvey (BGS)	R. Cadd (IGS)	T. Unsworth-Smith (BBC)	30.04
1994-	T.A. VanVeen (BBC)	J.W. McCourt (NC)	M. Nowland (IGS)	B.M. Sprenger (GT)	B.J. Gourlay (TSS)	29.92
1995-	H. Leung (ACGS)	A.D. Timms (NC)	C.A. Besley (BBC)	M. Robinson (IGS)	S.T. Stewart (BGS)	28.89
1996-	A. Turner (TGS)	L.C. McBean (TSS)	M.R. Bowd (NC)	P.D. Rogers (BBC)	A. Hatton-Young (BGS)	29.61
1997-	D.J. Campbell (NC)	N.A. Ferris (GT)	A. Leader (TGS)	A. Woodgate (BGS)	Z. She (IGS)	29.78
1998-	B.A. Dawson (NC)	S.B. Thomas (BBC)	H. Kikkawa (BGS)	J. Bovill (TGS)	S.J. Morton (GT)	29.93
1999-	G.A. Sparrow (TSS)	L.H.M. Lyons (BBC)	A. Dickey (TGS)	J.J. McGregor (ACGS)	W. Sellars (BGS)	29.28
2000-	J. Young (BGS)	M. Roe (IGS)	T.R. Jones (NC)	T.M. O'Shea (GT)	A.R. Carlton (BBC)	30.23
2001-	C. Young (BGS)	A.R. Carlton (BBC)	J.B. Tuton (GT)	D.E. Murphy (NC)	S. Clyde (TGS)	30.36
2002-	M. Rudolph (IGS)	A. Miller (BGS)	N. Whitburn (BSHS)	B.J. Donaldson (NC)	C. Close (ACGS)	29.78
2003-	J.R. Brutton (TSS)	M.J. Gregory (BBC)	J. Kibby (IGS)	A. Douglas (BGS)	D.J. Hansen (GT)	28.51 @
2004-	X. Crawford (TSS)	K.M. Tumata (NC)	J.S. Houghton (ACGS)	J.R. Cornish (GT)	T. Carlie (BSHS)	29.22
2005-	W.T. McGahan (GT)	C.T. Lane (NC)	N. McKendry (BGS)	M. Roettler (IGS)	M.D. Jardine (ACGS)	30.03
2006-	C. Fedrick (IGS)	L.G. Bailey (BGS)	H. Dolan (TSS)	A.G. Williams (ACGS)	S.M. O'Neill (GT)	30.14
2007-	Z. Featherstone (TSS)	L.A. McLean (ACGS)	H. Strathdee (IGS)	A. Prasad (BSHS)	H.J. Coburn (GT)	30.01
2008-	A. Pace (BBC)	A. Press (TSS)	M.D. Zammit (IGS)	J.A. McLoughlin (NC)	L.J. L. McMahon (GT)	29.60
2009-	K. Arcangeli (BGS)	P. Pavides (BBC)	T.W. Peabody (ACGS)	C.K. Magray (NC)	B.A. Ashcroft (BSHS)	30.29
2010-	B. T. Lawson (TSS)	C.K. Magnay (NC)	L. M. Osbourne (GT)	J. P. McFerran (IGS)	E. J. McCorley (BGS)	29.57
2011-	N.J. Ebzery (BGS)	M.S. Statham (TSS)	B. S. Paties (BBC)	R.A. Kelly (GT)	M.B. Head (BSHS)	30.51
2012-	C.J. Parbery (BSHS)	J.W. Ford (IGS)	J.B. Herbert (NC)	B.J. Poon (TGS)	Z. Stubbly-Cook (ACGS)	29.53
2013-	B.M. Carlyon (BBC)	L. Gough (BSHS)	J. Prosser (NC)	J. Lee (IGS)	F.J. Stewart (TGS)	28.84
2014-	L.D. Byrne (BBC)	K.R. Welfare (IGS)	M. Jones (BGS)	H. Cotter (NC)	J. Taylor (ACGS)	29.05
2015-	A. Zhu (BBC)	K.L. Skippis (BBC)	T. Crossley (BGS)	T. Duke (BSHS)	H. McKeering (GT)	28.68
2016-	A. Fahey (BSHS)	C. Schoorl (TGS)	T. Suttie (GT)	H. Sommerville (BGS)	J.A. Saiti-Dixon (IGS)	29.81

## 50 Metre Butterfly: Under 14

Date	First	Second	Third	Fourth	Fifth	Time
1964-	R.H. Fry (CEGS)	C.B. Handy (GT)	A.W. Marcovich (NC)	D.M. Rylance (BBC)	C.B. Stitz (IGS)	34.5
1965-	G.J. Brough (TSS)	A.W. Clark (GT)	G. Short (BGS)	A.A. Hogue (CEGS)	G.P. Cameron (NC)	32.5
1968-	D.J. Unwin (CEGS)	K. Lascelles (BSHS)	G.R. Langdon (BBC)	R. Arundell (BGS)	R. Graham (TSS)	34.7
1969-	N. Martin (BGS)	D. Bellamy (BSHS)	D. Unwin (CEGS)	S. Masinello (NC)	M. Fitzwalter (GT)	31.6
1970-	R. Mowen (NC)	B. Fitzwalter (GT)	L. Miller (BSHS)	G. Leather (BGS)	D. Speight (TGS)	33.4
1971-	M. Tonelli (GT)	S. Holland (CEGS)	A.M. Reabum (TSS)	R. McCarthy (BSHS)	R.M. McGregor (BGS)	31.7
1972-	R.H. McCowan (CEGS)	A. Wilson (BGS)	S.T. Crocker (BBC)	R. Jones (GT)	B.W. Yarrow (IGS)	30.5
1973-	P. Spiro (BGS)	B. Donovan (CEGS)	W. Wakefield (BSHS)	A. Van de Velde (GT)	A. Mott (NC)	29.7
1974-	J. Perkins (BGS)	D. Yarrow (IGS)	D. Moffatt (BBC)	A. Watson (NC)	J. Butler (CEGS)	30.0
1975-	S. Haberman (CEGS)	I. Van Haeringen (BSHS)	S. Davies (TSS)	M. Maranta (GT)	C. Head (BBC)	30.8
1976-	G. Beikoff (BGS)	D. W. Pullinger (TSS)	S. Fidler (BSHS)	C.E. Cornish (CEGS)	C.J. Powell (CEGS)	33.6
1977-	D.R. Orbell (IGS)	J.H. Moffatt (BBC)	S.D. Fidler (BSHS)	A. Sambrook (BGS)	B.R. Cranstoun (CEGS)	30.8
1978-	J.W. Ardon (IGS)	M.A. Packman (BSHS)	G.J. Trotman (NC)	T. Dodson (GT)	M. Xavier (BGS)	31.4
1979-	S. Lambert (BGS)	B. Summerville (IGS)	A. Watts (BSHS)	C. Williams (TSS)	J. McNamee (GT)	30.45
1980-	J. Sieben (BSHS)	P.W. Hammond (TSS)	D. Trenery (TGS)	J. Bush (NC)	R. McDonald (GT)	30.02
1981-	G. Boevink (NC)	R.J. Leighton (TSS)	S. Crane (BSHS)	M.A. Freeman (CEGS)	R.A. Cameron (BBC)	30.88
1982-	J. Brennan (BBC)	M. Mastromichele (BSHS)	P. Burnie (TGS)	S. Moore (CEGS)	A. Kurth (BGS)	28.91
1983-	J.S. Ives-Plunkett (BSHS)	R.D. Pym (BGS)	A.D. Sole (GT)	C.J. Finlay (BBC)	C.J. Davies (CEGS)	28.23
1984-	D.W. King-Christopher (TSS)	C.A. Logan (BSHS)	M.T. Lee (CEGS)	J.W. Fredericks (GT)	A.B.J. Scriven (BGS)	27.23
1985-	A.W. Bale (BGS)	T.J. Somes (BBC)	L.A. Waters (BSHS)	R.H. Gilroy (IGS)	C.R. Ford (TGS)	30.76
1986-	A.J. Weston (ACGS)	L. Maguire (NC)	S.R. Burton (BSHS)	B.T. Arnold (BBC)	T. Staunton-Smith (BGS)	28.89
1987-	P.T. Clancy (GT)	S.E. Lewis (BSHS)	J.D. O'Neill (BGS)	D.G. Fenton (BBC)	J.A. Molloy (NC)	29.29
1988-	D.A. Sheehan (BSHS)	M.S. Cruickshank (BGS)	A.G. Cook (GT)	A.J. Mowbray (TSS)	T.A. Clayton (BBC)	29.43
1989-	J.C. McAllister (ACGS)	C.R. Swainson (BSHS)	D.J. Clifford (GT)	M. Logan (BGS)	A.D. Dickson (NC)	30.59
1990-	B.O. Nothling (BGS)	S.M. Logan (BSHS)	D.A. Dunworth (GT)	R.F. O'Rourke (TSS)	D.P. Moss (ACGS)	28.13
1991-	D.J. Boxall (BSHS)	L.A. Wallace (GT)	C. Bradshaw (TGS)	A. Herding (IGS)	K.A. Lacin (BGS)	28.08
1992-	J.R. English (BBC)	K.A. Lacin (BGS)	T.M. Smith (TSS)	A.J. Over (ACGS)	R. Russell (NC)	28.50
1993-	S.C. Kennedy (NC)	D.J. Holcombe (BSHS)	M.G. Sara (BBC)	J.D. Hayward (ACGS)	A.P. Challen (BGS)	28.35
1994-	B.J. Andersen (NC)	R.D. Scutt (GT)	R. Cadd (IGS)	A. Athanasiov (TGS)	R.A. Clarke (BBC)	29.54
1995-	J.W. McCourt (NC)	B.M. Sprenger (GT)	B.A. Norris (ACGS)	A.T. Yates (TSS)	G. Astill (IGS)	28.44
1996-	H. Leung (ACGS)	S. Stewart (BGS)	A.D. Timm (NC)	C.A. Besley (BBC)	B.A. Yates (TSS)	27.87
1997-	M.R. Bowd (NC)	A. Turner (TGS)	M. English (BBC)	A. Young (BGS)	R.J. te Kloof (ACGS)	28.96
1998-	D.J. Campbell (NC)	I. Goh (TSS)	A. Woodgate (BGS)	A. Leader (TGS)	Z. She (IGS)	27.21
1999-	B.A. Dawson (NC)	S.B. Thomas (BBC)	T.A. Cunningham (TSS)	R.S. O'Neil (ACGS)	H. Kikkawa (BGS)	28.46
2000-	G. Sparrow (TSS)	L.H.M. Lyons (BBC)	W. Sellars (BGS)	C.R. Hillan (NC)	J. Johnson (IGS)	27.91
2001-	S.A. Price (NC)	M. Holt (BSHS)	J. Young (BGS)	P.J. Gleeson (BBC)	T.M. O'Shea (GT)	28.11
2002-	C. Young (BGS)	A.R. Carlton (BBC)	S. Clyde (TGS)	M. Lewis (BSHS)	B.F. Hutchinson (NC)	28.78
2003-	N. Whitburn (IGS)	J.E. Lane (TSS)	B.J. Donaldson (NC)	A. Miller (BGS)	M.C. Close (ACGS)	28.29
2004-	J.R. Bruton (TSS)	M.J. Gregory (BBC)	E.M. Barry (GT)	S. Moore (BGS)	J. Taylor (BSHS)	27.77
2005-	X. Crawford (TSS)	D.G. Keating (NC)	J.S. Houghton (ACGS)	A. Spence (IGS)	B. Mitchell (BSHS)	28.48
2006-	D.R. Powell (ACGS)	C.T. Lane (NC)	W.T. Schoch (BGS)	M. Roettler (IGS)	W.T. McGahan (GT)	28.62
2007-	C. Fedrick (IGS)	B. King (TSS)	L.G. Bailey (BGS)	S.M. O'Neill (GT)	B.J. Grabbe-Claire-Nazer (NC)	28.77
2008-	Z.J. Whenuaroa (NC)	Z. Featherstone (TSS)	C.R. Lloyd (IGS)	A.S. Prasad (BSHS)	H. Pullar (ACGS)	27.18
2009-	A. Press (TSS)	A. T. Pace (BBC)	M. D. Zammitt (IGS)	L. M. Cronin (GT)	P. J. Soalheira (BSHS)	28.17

## 50 Metre Butterfly: Under 14 (Continued)

Date	First	Second	Third	Fourth	Fifth	Time
2010-	M. J. Sweeney (TGS)	J. D. Whenuaroa (NC)	K. G. Archangeli (BGS)	S. B. Horton (TSS)	T. W. Peabody (ACGS)	28.93
2011-	D.J Richardson (TSS)	R. Brown (ACGS)	E.J. McCorley (BGS)	A.L Haines (NC)	L.M. Osborne (GT)	28.13
2012-	B.N. McCarthy (TGS)	N. Ebzery (BGS)	M.B. Canham (IGS)	D.M. McConnell (BSHS)	B.J. Clough (NC)	28.43
2013-	J.W. Ford (IGS)	M. Adi (BGS)	C. Usher (TSS)	C. McFaul (BSHS)	A. Gantimuroff (BBC)	27.46
2014-	B.M Carlyon (BBC)	D. Ashcroft (BSHS)	D. Gigovic (GT)	F.J. Stewart (TGS)	J.T. Prosser (NC)	26.76 @
2015-	L.D. Byrne (BBC)	S.P. Arthur (TSS)	M. Jones (BGS)	H. Cotter (NC)	J.Abeya (ACGS)	27.31
2016-	K.L. Skipps (TSS)	A. Kim (BSHS)	J.D. Campbell (IGS)	B. Skeates (IGS)	L. McInerney (GT)	28.10

## 50 Metre Butterfly: Under 15

Date	First	Second	Third	Fourth	Fifth	Time
1964-	B.R. Chambers (NC)	J.G. Sexton (GT)	D.J. Marrioh (CEGS)	J.W. Shand (TSS)	B.Bell (BSHS)	31.5
1965-	R.M. Fry (CEGS)	C.B. Haudy (GT)	D.M. Rylance (BBC)	A. Woolard (BSHS)	C. Stitz (IGS)	32.0
1968-	A. Shean (GT)	B. McGregor (TGS)	T. Hoskin (BBC)	R. Perry (BSHS)	R.M.Ramsay (TSS)	30.8
1969-	B. Cooper (BSHS)	R. Arundell (BGS)	G. Sanders (TGS)	R. Rayner (GT)	R. Graham (TSS)	31.5
1970-	N. Martin (BGS)	J. Van Opendenbosch (GT)	G. Frost (BSHS)	I. Birchley (CEGS)	S. Mowen (NC)	29.3
1971-	D.J. Unwin (CEGS)	G. Frost (BSHS) D. Hall (NC)	A.I.K. Barbour (BBC)	G.J. Leather (BGS)		30.7
1972-	M.Tonelli (GT)	R. McGregor (BGS)	R. McCarthy (BSHS)	S.R. Holland (CEGS)	G.B. Boneham (TSS)	27.6
1973-	A. Wilson (BGS)	R. McCowan (CEGS)	S.J. Crocker (CEGS)	R. Jones (GT)	A. Wilson (NC)	28.6
1974-	P. Spiro (BGS)	D. Grout (CEGS)	W. Walkfield (BSHS)	M. Crouch (GT)	P. McLeod (BBC)	28.8
1975-	J. Perkins (BGS)	M. Spurrier (IGS)	J. Green (BSHS)	D. Moffatt (BBC)	A. Watson (NC)	29.3
1976-	S. Habermann (BGS)	C.D. Charles (CEGS)	J. McNamara (BSHS)	S.A. Davies (TSS)	A. Phillips (NC)	28.8
1977-	F.H.VanderZant (BSHS)	D.W. Pullinger (TSS)	G. Beikoff (BGS)	C.E. Cornish (CEGS)	M. Green (GT)	31.6
1978-	D.R. Orbell (IGS)	S.J. Moffah (BBC)	F.H. Van der Zant (BSHS)	A. Sambrook (BGS)	B.R. Cranstoun (CEGS)	28.6
1979-	M. Packman (BSHS)	J. Ardron (IGS)	A. MacLachlan (TSS)	M. Xavier (BGS)	T. Dobson (GT)	28.68
1980-	S. Lambert (BGS)	S.E. Clark (BSHS)	B.D. Summerville (IGS)	S.J. Burton (TSS)	J. McNamee (GT0)	28.65
1981-	J.S. Sieben (BSHS)	P.W. Hammond (TGS)	J. Bush (NC)	R.J. McDonald (GT)	R.J. Thiele (BGS)	28.63
1982-	G. Boevink (NC)	P. Cobbin (IGS)	C. Tobin (BSHS)	R. Cameron (BBC)	R. Leighton (TSS)	28.81
1983-	J.M. Brennan (BBC)	M. Mastromichele (BSHS)	P.R.L. Burnie (TGS)	A.J. Kurth (BGS)	X.F. Clarke (GT)	27.60
1984-	J.S. Ives (BSHS)	R.D. Pym (BGS)	A.D. Sole (GT)	C.J. Finlay (BBC)	J.D. MacTaggart (TSS)	28.36
1985-	D. King-Christopher (TSS)	C.A. Logan (BSHS)	A.B.J. Scriven (BGS)	M.T. Lee (ACGS)	K.T. O'Donoghue (GT)	26.96
1986-	A.J. Baildon (TSS)	T.J. Somes (BBC)	L.A. Waters (BSHS)	D.A. Richardson (ACGS)	A. Egorov (GT)	26.83
1987-	B.T. Arnold (BBC)	A.J. Weston (ACGS)	S.P. Burton (BSHS)	E.J. Nunn (IGS)	E.M. Power (NC)	28.81
1988-	C.C. Hackett (TSS)	S.E. Lewis (BSHS)	D.G. Fenton (BBC)	J.D. O'Neill (BGS)	R.T. Clancy (GT)	28.38
1989-	A.R. Vary (BSHS)	M.S. Cruickshank (BGS)	T.A. Clayton (BBC)	M. Knobel (TSS)	A.G. Cook (GT)	27.26
1990-	J.C. McAllister (ACGS)	D.J. Clifford (GT)	C.R. Swainson (BSHS)	M. Logan (BGS)	M.S. Stack (NC)	28.33
1991-	B.O. Nothing (BGS)	D.A. Dunworth (GT)	S.M. Logan (BSHS)	P.F. O'Rourke (TSS)	S.G. Archibald (ACGS)	26.95
1992-	D. Boxall (BSHS)	D. Stiller (NC)	A.M. Herring (IGS)	D.C. Goward (BBC)	N.J. Marshall (ACGS)	27.46
1993-	J.R. English (BBC)	P.D. Michael (NC)	T.M. Smith (TSS)	J.P. Hoolveld (GT)	A.J. Over (ACGS)	26.94
1994-	S.C. Kennedy (NC)	F.J. Hutchison (BGS)	D.J. Holcombe (BSHS)	M.G. Sara (BBC)	D.J. Hayward (ACGS)	27.59
1995-	T. Harris (IGS)	B.J. Andersen (NC)	R.D. Scutt (GT)	A. Athanasiov (TGS)	T. Unsworth-Smith (BBC)	27.53
1996-	J.W. McCourt (NC)	B.M. Sprenger (GT)	H. Day (BGS)	G. Astill (IGS)	A. Wallace (BSHS)	27.54
1997-	H. Leung (ACGS)	S. Stewart (BGS)	M.E. Smith (NC)	M. Robinson (IGS)	B.A. Yates (TSS)	26.95
1998-	W.W.H. Dening (NC)	A. Turner (TGS)	M. Skudlarski (IGS)	J.H. Jefferies (TSS)	M. Moran (BGS)	27.14
1999-	D.J. Campbell (NC)	A. Woodgate (BGS)	J.C. Hey (TSS)	M.J. DeAmbrosio (GT)	A. Leeder (TGS)	27.93
2000-	B.A. Dawson (NC)	S.B. Thomas (BBC)	J. Bird (TSS)	B.B. Smith (GT)	T. Beadle (BGS)	27.33
2001-	L.H.M. Lyons (BBC)	J. McGregor (ACGS)	G. Sparrow (TSS)	R.J. Hayes (NC)	W. Sellars (BGS)	27.34
2002-	S.A. Price (NC)	B. O'Bryan (TSS)	J. Young (BGS)	P.J. Gleeson (BBC)	J. Chandler (IGS)	28.03
2003-	E.E. Hannant (TSS)	C. Young (BGS)	M.J. Carroll (GT)	M. Rudolph (IGS)	A.R. Carlton (BBC)	27.75
2004-	R.C. Jovanovich (NC)	N. Whitburn (IGS)	M.C. Close (ACGS)	A. Miller (BGS)	J. Lane (TSS)	27.00
2005-	J.R. Bruton (TSS)	S. Moore (BGS)	M.L. Wilson (NC)	P. Hawkins (BSHS)	J.A. Fairweather (BBC)	26.86
2006-	X. Crawford (TSS)	J.S. Houghton (ACGS)	T.J. James (BBC)	K.R. Hindmarsh (NC)	A. Spence (IGS)	27.85
2007-	D.R. Powell (ACGS)	W.T. Schoch (BGS)	W.T. McGahan (GT)	C.T. Lane (NC)	R. Smith (TGS)	26.82
2008-	H.B. Taylor (BSHS)	Z.Dalby (ACGS)	C.M.Raven (IGS)	B.Wilmott (NC)	A.Mills (BBC)	27.47
2009-	Z. J. Whenuaroa (NC)	A. Digby (TSS)	H. J. Pullar (BGS)	A. S. Prasad (BSHS)	C. R. Lloyd (IGS)	26.09 @
2010-	A. Press (TSS)	D. S. Timbs (TGS)	J. M. Gilliland (NC)	A. T. Pace (BBC)	M. E. Pendall (ACGS)	26.91
2011-	C.F Fasala (IGS)	M.J. Sweeney (TGS)	B.A. Ashcroft (BSHS)	S.P. Goodwin (TSS)	P.J. Pavlides (BBC)	26.62
2012-	D.J. Richardson (TSS)	L. Osborne (GT)	A.I. Haines (NC)	E. McCorley (BGS)	J.A. Cornwell (IGS)	27.41
2013-	B.N. McCarthy (TGS)	J. Camp (ACGS)	D. McConnell (BSHS)	N. Ebzery (BGS)	M.B. Canham (IGS)	26.64
2014-	M. Adi (BGS)	J.W. Ford (IGS)	C. Parberry (BSHS)	C.W. Cox (NC)	A. Gantimuroff (BBC)	27.14
2015-	B.M. Carlyon (BBC)	J. Jackson (BGS)	S.A. Combes (NC)	C. Williams (BSHS)	J.G. Runnegar (IGS)	26.39
2016-	L. Byrne (BBC)	S.P. Arthur (TSS)	M. Jones (BGS)	J. Abeya (ACGS)	L. Constable (TGS)	26.76

## 50 Metre Butterfly: Under 16

Date	First	Second	Third	Fourth	Fifth	Time
1961-	N. Reynolds (CEGS)	M. Chargoury (NC)	R. Fingleton (GT)	J. Potts (TSS)	G. Dunne (BGS)	29 3/10
1962-	D. Milburn (GT)	H. Robertson (TSS)	J.W. Krimmer (CEGS)	P. Vaughan (BBC)	J. Lipscomb (NC)	31 1/5
1963-	G. Rayner (BSHS)	A. McLeod (BGS)	P. Lockhart (TSS)	M. Newell (BBC)	B. Zavattaro (NC)	30.5
1964-	R. Birch (BSHS)	J.H. Parkyn (BBC)	W.F. Luya (CEGS)	D.A. Cusack (GT)	E. Wellington (TSS)	29.9
1965-	D.J. Marriott (CEGS)	C. McLaughlin (BSHS)	J.G. Sexton (GT)	J.W. Shand (TSS)	M. Robson (BGS)	30.7
1968-	N. Proctor (GT)	K.P. McGregor (TGS)	L. Heathcote (BSHS)	G.W. Miller (BBC)	G.T. Harridge (BGS)	29.5
1969-	A. Shean (CEGS)	B. Carothers (BSHS)	T. Hoskin (BBC)	P. Ramsay (TSS)	L. Sampson (NC)	29.9
1970-	B. Cooper (BSHS)	R. Rayner (GT)	G. Sanders (IGS)	R. Graham (TSS)	J. De La Cruz (NC)	29.8
1971-	N.W. Madin (BGS)	D. Bellamy (BSHS)	G. Sanders (TGS)	I.N. Birchley (IGS)	R. Devlin (GT)	28.8
1972-	D.J. Unwin (CEGS)	D. McGovern (TGS)	G. Frost (BSHS)	G. Leather (BGS)	W. Fisher (GT)	29.4
1973-	M. Tonelli (GT)	S. Holland (CEGS)	R. McGregor (BGS)	G. Boreham (TSS)	W. Mill (BSHS)	27.7
1974-	A. Wilson (BGS)	R. McGowan (CEGS)	C. Going (BBC)	M. Wolter (NC)	B. Yarrow (IGS)	28.7
					R. Jones (GT) tie	
1975-	R. Spiro (BGS)	D. Grout (CEGS)	W. Wakefield (BSHS)	B. Abrahams (GT)	P. Fryer (BBC)	27.5
1976-	J. Perkins (BGS)	D. Atkins (BSHS)	D.B. Joseph (BBC)	M.J. Spurrier (IGS)	A. Harrison (NC)	29.6
1977-	S. Habermann (BGS)	G.K. Orbell (IGS)	C.D. Charles (CEGS)	I.A. Van Haeringen (BSHS)	C.R. Head (BBC)	28.1
1978-	M. Green (GT)	G.R. Seawright (TGS)	J.D. Peters (BSHS)	G. Beikoff (BGS)	C.J. Williams (CEGS)	30.56
1979-	D. Orbell (IGS)	S. Moffatt (BBC)	F. Van der Zant (BSHS)	M. Glantord (BGS)	P. Denham (GT)	27.82
1980-	M.A. Packman (BSHS)	J.W. Ardron (IGS)	M. Agnew (NC)	A.J. Waddell (BBC)	M. Xavier (BGS)	27.15
1981-	S.J. Lambed (BGS)	P.A. Scheib (TSS)	C.A. Parkyn (BSHS)	S.A. Lisle (TGS)	J.J. McNamee (GT)	27.35
1982-	J. Sieben (BSHS)	R. Hammond (IGS)	J. Bush (NC)	R. McDonald (GT)	R. Thiele (BGS)	27.03
1983-	C.V. Tobin (BSHS)	G. Boevink (NC)	R.A. Cameron (BBC)	G.J. Miller (IGS)	M.R. Magnusson (CEGS)	28.16
1984-	J.M. Brennan (BBC)	D.J. Ammstrong (BSHS)	S. Dalton (GT)	P.R.L. Burnie (TGS)	K.N. Van As (CEGS)	26.80
1985-	P.W. Budon (BSHS)	R.D. Pym (BGS)	A.D. Sole (GT)	B. Van Der Zee (IGS)	N.R. Magnusson (ACGS)	27.92
1986-	A.B.J. Scriven (BGS)	J.W. Fredericks (GT)	B.V. Clarke (TGS)	A.J. Bales (IGS)	P.A. Stone (BBC)	27.84
1987-	A. Baildon (TSS)	D.A. Richardson (ACGS)	A. Egorov (GT)	T.J. Somes (BBC)	L.A. Waters (BSHS)	26.49
1988-	J.G. Emblin (BGS)	A.J. Weston (ACGS)	B.T. Arnold (BBC)	D.A. Newbery (BSHS)	E. Nunn (IGS)	28.16
1989-	S.E. Lewis (BSHS)	C.C. HackeH (TSS)	J.D. O'Neill (BGS)	D.G. Fenton (BBC)	C.J. McInerney (GT)	27.22



## 50 Metre Butterfly: Under 16 (Continued)

Date	First	Second	Third	Fourth	Fifth	Time
1990-	A.R. Vary (BSHS)	M.S. Cruickshank (BGS)	D.J. Collins (GT)	G.J. Taylor (ACGS)	T.A. Clayton (BBC)	26.13
1991-	J.C. McAllister (ACGS)	M.S. Stack (NC)	C.R. Swainson (BSHS)	A.R. Rollason (GT)	D.J. Best (IGS)	27.91
1992-	S. Logan (BSHS)	B.O. Nothling (BGS)	D.A. Dunworth (GT)	P.F. O'Rourke (TSS)	S.G. Archibald (ACGS)	26.38
1993-	D.J. Boxall (BSHS)	B.C. Glide (NC)	M.J. Gordon (GT)	C.E. Bradshaw (TGS)	N.J. Marshall (ACGS)	26.82
1994-	J.R. English (BBC)	P.D. Michael (NC)	S.M. Nothling (BGS)	A.J. Over (ACGS)	J.P. Hoolveld (GT)	26.33
1995-	P.D. Micheal (NC)	S.K.C.Y. Liew (ACGS)	F.J. Hutchison (BGS)	M. Mason (IGS)	G. Waiker (TGS)	26.80
1996-	C.G. Sullivan (NC)	T. Harris (IGS)	R.D. Scuh (GT)	T. Unswood-Smith (BBC)	S. Snelling (TGS)	27.29
1997-	J.W. McCoult (NC)	G. Astill (IGS)	H. Day (BGS)	A. Rouse (BBC)	A. Wallace (BSHS)	26.52
1998-	H. Leung (ACGS)	M.E. Smith (NC)	S. Stewan (BGS)	J. Tuxford (TGS)	M.D. Howadh (BBC)	26.57
1999-	A. Turner (TGS)	W.W.H. Denning (NC)	T.R. Veitch (BBC)	M. Szkudlarski (IGS)	M. Moran (BGS)	26.95
2000-	D.J. Campbell (NC)	A. Woodgate (BGS)	D.T. Martell (ACGS)	A. Seward (TSS)	P. Alyuz (BSHS)	26.73
2001-	R. Atkinson (TSS)	B.A. Dawson (NC)	A.J. Hosking (BBC)	B.B. Smith (GT)	M. Lowry (BGS)	26.84
2002-	R.J. Hayes (NC)	L. Lyons (BSHS)	J. Johnson (IGS)	J.J.C. McGregor (ACGS)	A.R. Dickey (TGS)	27.16
2003-	S.A. Price (NC)	B. O'Bryan (TSS)	M. Black (IGS)	J.R. Crunkhorn (GT)	J.H. Juhasz (ACGS)	27.21
2004-	E. Hannant (TSS)	M.J. Carroll (GT)	M. Rudolph (IGS)	H.R. Clentsmith (ACGS)		27.36
	C. Young (BGS), tie					
2005-	T. McKendry (BGS)	R. Webber (IGS)	M.C. Close (ACGS)	M. Brooks (BSHS)	J. Lane (TSS)	27.12
2006-	M.A. Kressibucher (GT)	J.R. Bruton (TSS)	S.H. Moore (BGS)	C.S. Dunne (NC)	J. Taylor (BSHS)	26.57
2007-	B.J. Walkington (NC)	X. Crawford (TSS)	J.S. Houghton (ACGS)	N.J. Rider (GT)	A. Spence (IGS)	26.91
2008-	D. Powell (ACGS)	W.T. Schoch (BGS)	W.T. McGagan (GT)	C.Dreghorn (TSS)	C. Fedrick (IGS)	26.47
2009-	H. B. Taylor (BSHS)	C. M. Raven (IGS)	Z. T. Dalby (ACGS)	B. Wilmott (NC)	J. A. Saunders (BGS)	26.21
2010-	Z. J. Whenuaroa (NC)	H. J. Pullar (BGS)	T. Law (BBC)	M. A. Windsor (GT)	A. A. Bogicevic (ACGS)	26.09
2011-	A.F. Press (TSS)	J.M. Gilliland (NC)	M.E. Pendall (ACGS)	N.W. Traves (BGS)	B. Corry (BBC)	26.04
2012-	C.F. Fasala (IGS)	M.J. Sweeney (TGS)	R. Brown (ACGS)	S.P. Goodwin (TSS)	N. McGinley (BGS)	26.26
2013-	D. J. Richardson (TSS)	J.A. Cornwell (IGS)	L. Osborne (GT)	D. Parker (NC)	C.M. Watkins (BBC)	26.37
2014-	J. Camp (ACGS)	C. Usher (TSS)	D. McConnell (BSHS) tie	M.B. Canham (IGS)	B.S. Paties (BBC)	26.96
		A. Gantimuroff (BBC)	J. Lello (BSHS)	L.V. Pearce (TSS)	J.W. Ford (NC)	26.73
2015-	M.H. Adi (BGS)	S.A. Coombes (NC)	M.J. Osborn (TSS)	D. Ashcroft (BSHS)	B. Carlyon (BCC)	25.98@
2016-	J. Jackson (BGS)					

## 100 Metre Butterfly: Open

Date	First	Second	Third	Fourth	Fifth	Time
1961-	B. Munro (CEGS)	P. McMahon (NC)	J. Fenwick (BGS)	M. Oley (GT)	A. Long (TSS)	1.6 7/10
1962-	N.W. Reynolds (CEGS)	M. Oley (GT)	J. McMahon (NC)	H. Robinson (TSS)	G. Lawson (BBC)	1.5 4/5
1963-	N.W. Reynolds (CEGS)	R. Dunne (BSHS)	H. Robedson (TSS)	D. Milburn (GT)	P. Vaughan (BBC)	1.8.8
1964-	G. Rayner (BSHS)	T.M. Eriksen (CEGS)	P.E. Lockhan (TSS)	P. Dixon (TGS)	M.R. Newell (BBC)	1.10.9
1965-	R. Birch (BSHS)	J.M. Covacevich (BGS)	D.A. Cusack (GT)	W.F. Luya (CEGS)	P.E. Lockhart (TSS)	1.6.4
1968-	G.E. Shod (BGS)	R.H. Fry (CEGS)	D.M. Forster (BBC)	P.N. Nolan (NC)	K. Sandison (BSHS)	65.5
1969-	G. Brough (TSS)	G. Short (BGS)	K. McGregor (TGS)	N. Proctor (GT)	D. Rylance (BBC)	61.1
1970-	A. Shean (CEGS)	N. Proctor (GT)	B. Carothers (BSHS)	T. Hoskin (BBC)	R. Ramsay (TSS)	64.1
1971-	J. Van Opdenbosch (GT)	A. Shean (BSHS)	R. Hutton (BGS)	G.R. Langdon (BBC)	A.R. Clarke (IGS)	64.3
1972-	N.W. Madin (BGS)	J. Van Opdenbosch (GT)	D.J. Wilson (CEGS)	G.R. Padridge (TGS)	K. Lascelles (BSHS)	62.2
1973-	J. Van Opdenbosch (GT)	D. Wilson (CEGS)	C. Crozier (CEGS)	G. Leather (BGS)	D. McGovern (TGS)	63.1
1974-	M. Tonelli (GT)	N. Kemp (CEGS)	R. McGregor (BGS)	G. Boneham (TSS)	C. Green (BBC)	60.0
1975-	C. Going (BBC)	N. Kemp (CEGS)	A. Wilson (BGS)	M. Crouch (GT)	J. Potts (BSHS)	1.06.2
1976-	R. Spiro (BGS)	W. Wakefield (BSHS)	S.K. Payne (IGS)	D.W. Griut (CEGS)	A. Van de Velde (GT)	62.8
1977-	D.J. Atkins (BSHS)	J. Perkins (BGS)	M.J. Spurrier (IGS)	A.G. Thomson (BBC)	C.D. Seawnght (TGS)	65.2
1978-	S. Habermann (BGS)	G.K. Orbell (IGS)	D.J. Atkins (BSHS)	G.A. Byram (CEGS)	C.R. Head (BBC)	1.02.6
1979-	G. Orbell (IGS)	D. Waterworth (BSHS)	G. Beikoff (BGS)	C. Comish (CEGS)	M. Gordon (TSS)	1.03.16
1980-	S.J. MoffaH (BBC)	F.H. Van der Zant (BSHS)	A.M. Maclachlin (TSS)	L.W. Leech (IGS)	A. Sambrook (BGS)	1.02.52
1981-	M.A. Packman (BSHS)	A.M. McLachlan (TSS)	J.W. Ardon (IGS)	G. Trotman (NC)	M.A. Xavier (BGS)	59.02
1982-	S. Clark (BSHS)	S. Lambed (BGS)	A. MacLachlan (TSS)	B. Mulvihill (GT)	S. Lisle (TGS)	58.77
1983-	J.S. Sieben (BSHS)	R.J. McDonald (GT)	B.J. Kane (TSS)	G.S. Jones (BGS)	R.W. Hammond (TGS)	56.24
1984-	R.A. Cameron (BBC)	A.B. Tennant (BSHS)	G.J. Hepple (TGS)	P.J. Cobbin (IGS)	L.J. Crisp (TSS)	1.00.78
1985-	D.J. Ammstrong (BSHS)	R.A. Cameron (BBC)	X.F. Clarke (GT)	M.J. Mooney (IGS)	A.J. Kurth (BGS)	58.71
1986-	X.F. Cairke (GT)	P.W. Burton (BSHS)	J.C. Stevens (BBC)	M.G. Harrison (TGS)	B.A. Conaghan (NC)	58.89
1987-	C.A. Logan (BSHS)	A.B.J. Scriven (BGS)	M.T. Lee (ACGS)	J.W. Fredericks (GT)	R.J.S. Bryce (BBC)	1.00.45
1988-	A.J. Baildon (TSS)	D.J. Helgeson (BGS)	M.W. Fredericks (GT)	D.A. Richardson (ACGS)	M. Gallen (NC)	56.20
1989-	J.C. Cooper (BSHS)	D.J. Helgeson (BGS)	J.K. Fredericks (GT)	A.J. Weston (ACGS)	N.M. Kerr (NC)	56.91
1990-	J.C. Cooper (BSHS)	C.C. Hackett (TSS)	C.B. Wnght (NC)	J.D. O'Neill (BGS)	C.J. Mcinerney (GT)	57.11
1991-	C.C. Hackett (TSS)	R.K. Lyndon (GT)	D.R. Bitmead (IGS)	T. Clayton (BBC)	T. Meadmore (BGS)	58.83
1992-	J.C. McAllister (ACGS)	B.C. Hiddlestone (BBC)	C. Swainson (BSHS)	D.J. Clifford (GT)	S. Nash (NC)	59.31
1993-	B.O. Nothling (BGS)	D.A. Dunworth (GT)	S.M. Nash (NC)	P.F. O'Rourke (TSS)	J.D. Griffiths (ACGS)	58.49
1994-	B.O. Nothling (BGS)	G.P. Kleinhans (NC)	M.J. Gordon (GT)	N.J. Marshall (ACGS)	C. Bradshaw (TGS)	57.77
1995-	J.R. English (BBC)	A.J. Over (ACGS)	S.M. Nothling (BGS)	J.M. Winter (GT)	D.G. Smith (NC)	56.72
1996-	J.M. Winter (GT)	P.D. Michael (NC)	F. Hutchison (BGS)	S.K.C.Y. Liew (ACGS)	R. Cadd (IGS)	58.42
1997-	S.C. Kennedy (NC)	P. Brosgarth (GT)	G. Heidke (TGS)	T. Harris (IGS)	J. Wheeler (ACGS)	57.27
1998-	J.V. Santacaterina (NC)	R. Brosgarth (GT)	G. Heidke (TGS)	A.R. Rouse (BBC)	A. Wah-Judi (TSS)	58.93
1999-	H. Leung (ACGS)	G. Heidke (TGS)	M.E. Smith (NC)	S. Stewart (BGS)	P.A. Bures (GT)	57.96
2000-	M.E. Smith (NC)	P.A. Bures (GT)	M. Riley (BGS)	A. Turner (TGS)	M. Szkudlarski (IGS)	57.86
2001-	D.J. Campbell (NC)	S.B. Thomas (BBC)	J. Bird (TSS)	P. Alyuz (BSHS)	R. Beynon (IGS)	58.16
2002-	J. Bird (TSS)	S.B. Thomas (BBC)	M. Lowry (BGS)	C.R. Hillan (NC)	B.B. Smith (GT)	56.50
2003-	L. Brodie (NC)	J. Turnham (IGS)	L.J. Wardley (TSS)	B.B. Smith (GT)	A. Dickey (TGS)	57.65
2004-	M. Rock (TSS)	K.M. Richardson (NC)	M. Black (IGS)	T.M. Dunworth (GT)	R.A. Hayes (BBC)	56.73
2005-	M. Rock (TSS)	J. Hoek (IGS)	M.J. Carroll (GT)	N.S. Geva (ACGS)	M. Walter (BSHS)	56.61
2006-	A. Brown (TSS)	J. Hoek (IGS)	B.J. Donaldson (NC)	T.M. McKendry (BGS)	J.C. Houghton (ACGS)	57.82
2007-	S.H. Moore (BGS)	J. Doolan (TSS)	E.M. Barry (GT)	H. Samuela (BSHS)	K.R. Hindmarsh (NC)	57.83
2008-	J.Doolan (TSS)	L.G. Slattery (IGS)	B.J. Walkington (NC)	D.B. Palmer-Given (BGS)	N.J. Rider (GT)	56.84
2009-	C. Fedrick (IGS)	E. J. McKendry (BGS)	R. Pavoni (TSS)	L. Nattman (BSHS)	W. T. McGahan (GT)	57.29
2010-	C. Fedrick (IGS)	A. Cois (BGS)	B. Wilmott (NC)	A. S. Prasad (BSHS)	B. King (TSS)	55.62@
2011-	H.J. Pullar (BGS)	Z.J. Whenuaroa (NC)	D.S. Timbs (TGS)	L.W. Percy (TSS)	A.S. Prasad (BSHS)	57.34
2012-	A.F. Press (TSS)	Z.J. Whenuaroa (NC)	D.S. Timbs (TGS)	J. Mills (BBC)	M. Pendall (ACGS)	57.77
2013-	B.L. Ashby (TSS)	M. Kwong (NC)	M.J. Sweeney (TGS)	S.G. Kawale (IGS)	L. Neill (GT)	57.86
2014-	D.J. Richardson (TSS)	J.A. Cornwell (IGS)	L. Osborne (GT)	D. Parker (NC)	C.M. Watkins (BBC)	56.23
2015-	D.J. Richardson (TSS)	J. Camp (ACGS)	B.S. Paties (BBC)	C.W. Cox (NC)	M. Hensen (BGS)	56.06
2016-	C. Usher (TSS)	A. Tchernegovski (ACGS)	J. Lello (BSHS)	M. Henen (BGS)	D. Stevens (TGS)	56.43

## 200 Metre Freestyle: Under 13

Date	First	Second	Third	Fourth	Fifth	Time
1971-	R. McCowan (CEGS)	B. Bendeich (BGS)	M. Crouch (GT)	S. Crocker (BBC)	J. Cameron (BSHS)	2:23.6
1972-	R. Bendeich (BGS)	A. Van de Velde (GT)	S. Harris (BSHS)	P.J. McLeod (BBC)	M. C. Patterson (CEGS)	2:20.5
1973-	G. Bendeich (BGS)	R. Morrison (GT)	C. Charles (CEGS)	P. Stock (BSHS)	B.R. Langlands (IGS)	2:22.5

## 200 Metre Freestyle: Under 13 (Continued)

Date	First	Second	Third	Fourth	Fifth	Time
1974-	R. Morrison (GT)	G. Byram (CEGS)	C. Wyllie (BGS)	I. Van Haeringen (BSHS)	R. Brandon (BBC)	2:25.4
1975-	R. Morrison (GT)	J. Hooper (BSHS)	S. Moffatt (BBC)	M. Hoey (BGS)	D. Pullinger (TSS)	2:19.3
1976-	L. Hogg (BSHS)	A. Sambrook (BGS)	S.J. Moffatt (BBC)	S.L. Muir (TSS)	D.W. Parsons (IGS)	2:17.1
1977-	L.C. Muir (TSS)	J.W. Ardon (IGS)	R.D. Victor (TGS)	M. Xavier (BGS)	R. Sydes (GT)	2:17.6
1978-	R. Cope (BGS)	C.L. Miller (BSHS)	S.J. Burton (TSS)	S.P. Gray (NC)	L.Q. Doorackers (IGS)	2:19.6
1979-	H. Steel (BSHS)	B. Kane (TSS)	G. Trenerry (TGS)	A. Smith (BGS)	W. Mortensen (GT)	2:16.74
1980-	A. Scott (TSS)	D. Booth (BSHS)	M.W. Blackwell (CEGS)	R. Swinton (BGS)	G. Hepple (TGS)	2:25.67
1981-	J.M. Brennan (BBC)	S.C. Moore (CEGS)	A.C. Scott (TSS)	X.F. Clarke (GT)	S.N. Ponton (IGS)	2:14.94
1982-	J. Ives-Plunkett (BSHS)	J. Plumber (IGS)	S. Gane (BGS)	J. Fredericks (GT)	L. Haywood (NC)	2:10.85
1983-	C.A. Logan (BSHS)	J.W. Fredericks (GT)	M.T. Lee (CEGS)	D.J. Watts (TGS)	M. Boevink (NC)	2:07.18
1984-	T. Cronshaw (BGS)	A. Egorov (BSHS)	D.J. MacLean (BBC)	A.J. Baildon (TSS)	C.R. Ford (TGS)	2:11.39
1985-	J.C. Cooper (BSHS)	J.A. McKeering (NC)	J.C. Seymour (ACGS)	C.P. Watson (IGS)	A.L.J. Cross (BGS)	2:13.68
1986-	K.J. Perkins (BBC)	C.R. Patterson BSHS)	M.J. Buhaj (NC)	C.J. Mcinemy (GT)	A.W. Nichol森 (ACGS)	2:14.23
1987-	K.D. Eldridge (BSHS)	R.K. Lyndon (GT)	M.J. Kearney (NC)	T.D. Waggett (BGS)	A. Mowbray (TSS)	2:11.40
1988-	M. Logan (BGS)	M.J. Stewart (GT)	B.F. Martin (ACGS)	S.K. Ch'ng (BSHS)	B.C. Hiddlestone (BBC)	2:19.32
1989-	S.M. Logan (BSHS)	A.H. Flaskas (ACGS)	P.J. Tuton (GT)	J.A. Baranoff (BGS)	P.F. O'Rourke (TSS)	2:12.65
1990-	D.J. Boxall (BSHS)	M.J. Gordon (GT)	N.J. Marshall (ACGS)	A.E. Detrick (BBC)	A.M. Herring (IGS)	2:14.01
1991-	C.R. Thomas (BGS)	L.M. Richmond (ACGS)	T.V.D. Walker (TSS)	G.M. Steggall (GT)	M.J. Roland (NC)	2:16.46
1992-	S. Kennedy (NC)	A.P. Challen (BGS)	S.K.C.Y. Liew (ACGS)	T. Sheehan (BSHS)	M.G. Sara (BBC)	2:04.56
1993-	P.R. Court (NC)	T. Harris (IGS)	D.J. Over (ACGS)	M.A. English (BBC)	D.J.D. Thomson (BGS)	2:18.76
1994-	W.B. Guthrie (GT)	R.W. Coote (NC)	M.Q.G. Bell (BGS)	A.T. Yates (TSS)	K.T.M. Playford (BBC)	2:04.49 @
1995-	M.E. Smith (NC)	B.J. Norris (ACGS)	G.R. Davies (BBC)	M.R. Macann (GT)	N. Gourgaud (IGS)	2:11.34
1996-	M.R. Bowd (NC)	W. Briton (BGS)	M.J. English (BBC)	S.W. Eckstein (TSS)	B.C. Scoble (GT)	2:15.02
1997-	E. Hinschen (IGS)	R.G. Barker (NC)	L. Stanton (BGS)	R.J. Atkinson (TSS)	M.X. Callanan (GT)	2:15.83
1998-	A.J. Hutchinson (NC)	T.L. Cunningham (TSS)	N.R. Sprenger (GT)	T. Beadle (BGS)	S. Metyard (IGS)	2:10.87
1999-	L.H.M. Lyons (BBC)	G.S. Sparrow (TSS)	D. Johnston (BSHS)	A. Thompson (IGS)	A. Dickey (TGS)	2:13.02
2000-	S. James (BGS)	R.P. Freney (NC)	D. Linde (IGS)	B.L. Wheldon (ACGS)	R.I. Russell (GT)	2:13.46
2001-	D. Linde (IGS)	S.M. Sprenger (GT)	E. Hannant (TSS)	B.F. Hutchinson (NC)	S. Clyde (TGS)	2:07.12
2002-	J.A. Amberger (NC)	M. Newmann (IGS)	T. McKendry (BGS)	A. Turnbull (GT)	J.C. Houghton (ACGS)	2:11.54
2003-	S. Moore (BGS)	E.M. Barry (GT)	J. Kibby (IGS)	M.L. Wilson (NC)	J. Taylor (BSHS)	2:12.26
2004-	T.L. James (BBC)	J. Bailey (TSS)	R.R. Ryan (NC)	J.S. Houghton (ACGS)	D. Young (BGS)	2:12.02
2005-	N. McKendry (BGS)	A.J. Hughes (NC)	D.R. Powell (ACGS)	G.P. O'Brien (GT)	J. Britton (IGS)	2:13.94
2006-	H.B. Taylor (ACGS)	T.G. Sprenger (GT)	A. Digby (TSS)	A.J. Mills (BBC)	Z.A. Taylor (NC)	2:07.70
2007-	A. Digby (TSS)	L.A. McLean (ACGS)	J.M. Gilliland (NC)	A.B. Gibson (BBC)	H. Strathdee (IGS)	2:06.32
2008-	J.T. Pye (IGS)	J.A. McLoughlin (NC)	L.Percy (TSS)	D.L. Matthews (BSHS)	J.P. Pugh (BGS)	2:12.65
2009 -	C. F. Fasala (IGS)	K. G. Arcangeli (BGS)	B. A. Ashcroft (BSHS)	P. Pavlides (BBC)	M. P. Jones (NC)	2:09.90
2010-	B. Lawson (TSS)	J. T. Seawright (GT)	C.R. Lewis (NC)	T.C. Rull (BSHS)	J.P. McFerran (IGS)	2:11.26
2011-	B.J. Oates (TGS)	B.N. McCarthy (NC)	O.J. Pye (IGS)	H.W. Stubbs (ACGS)	M.S. Stratham (TSS)	2:10.22
2012-	E. Mitchell (BBC)	C.R. McFaul (BSHS)	B.J. Poon (TGS)	J.D. Brazier (NC)	M. Petersen (BGS)	2:09.86
2013-	L. Gough (BSHS)	T.J. Wilson (TGS)	B. Wang (BGS)	W. Ellis (NC)	W. Harris (ACGS)	2:08.52
2014-	H. Cotter (NC)	C. Smith (ACGS)	M. Jones (BGS)	D.S. Reilly (TGS)	J. Somerville (BBC)	2:10.43
2015-	T. Neill (GT)	J.A. Tomlinson (NC)	J. Bible (ACGS)	R. King (TSS)	A. King (BSHS)	2:10.24
2016-	B. Reilly (TGS)	T. Siao (GT)	P. Traynor (BBC)	J.A. Saiti-Dixon (IGS)	T.E. Raymond (NC)	2:14.80

## 200 Metre Freestyle: Under 14

Date	First	Second	Third	Fourth	Fifth	Time
1964-	D.M. Rylance (BBC)	C.B. Stitz (IGS)	A.J. Holland (CEGS)	A. Woolard (BSHS)	M.D. Mowen (NC)	2:30.8
1965-	G.J. Brough (TSS)	G. Reid (BGS)	G. Feuerrigal (BSHS)	K.J. Sanderson (CEGS)	J.A. Quinn (GT)	2:23.8
1968-	S. Smith (BSHS)	G.R. Langdon (BBC)	P.F. Raward (TSS)	W.D. Gardiner (IGS)	G.J. Sanders (TGS)	2:23.4
1969-	S. Smith (BSHS)	N. Manin (BGS)	R. Devlin (GT)	D. Unwin (CEGS)	R. Reaburn (TSS)	2:17.3
1970-	G. Leather (BGS)	L. Miller (BSHS)	B. Fitzwalter (GT)	D. Speight (TGS)	R. Mowen (NC)	2:23.1
1971-	M. Tonelli (GT)	S. Holland (CEGS)	A.M. Reaburn (TSS)	P. Monro (BSHS)	R.M. McGroger (BGS)	2:13.7
1972-	R.H. McCowan (CEGS)	A. Wilson (BGS)	R. Jones (GT)	S.J. Crocker (BBC)	J. Cameron (BSHS)	2:16.7
1973-	R. Thams (BGS)	B. Donovan (CEGS)	M. Crouch (GT)	S. Harris (BSHS)	P.J. McLeod (BBC)	2:13.3
1974-	G. Bendeich (BGS)	M. Spurrier (IGS)	P. Stock (BSHS)	C. Johnson (GT)	J. Butler (CEGS)	2:18.0
1975-	W. Greenhalgh (TSS)	T. McCawley (GT)	J. McNamara (BSHS)	C. Charles (CEGS)	C. Wyllie (BGS)	2:13.0
1976-	J. Hooper (BSHS)	G.R. Seawright (TGS)	R. Morrison (GT)	I. Simpson (BGS)	D.W. Pullinger (TSS)	2:14.1
1977-	L.P. Hogg (BSHS)	A. Sambrook (BGS)	S.L. Muir (TSS)	L.W.S. Leech (IGS)	N. O'Hare (GT)	2:14.2
1978-	D.S. Frail (TSS)	S.J. Major (BSHS)	D.S. Verrenkamp (IGS)	T. Dobson (GT)	R.D. Victor (TGS)	2:17.7
1979-	S. Clark (BSHS)	R. Cope (BGS)	A. Dietz (TSS)	J. Hamilton (NC)	B. Mulvihill (GT)	2:09.32
1980-	H.W. Steel (BSHS)	G.D. Trenerry (TGS)	D.J. Mills (TSS)	T. Smith (BGS)	A.G. Woods (BBC)	2:16.33
1981-	G. Goodall (BSHS)	S. O'Driscoll (NC)	R.B. Swinton (BGS)	M.A. Freeman (CEGS)	R.J. Leighton (TSS)	2:11.55
1982-	J. Brennan (BBC)	C. Forster (BSHS)	S. Moore (CEGS)	X. Clarke (GT)	S. Ponton (IGS)	2:09.37
1983-	J.S. Ives-Plunkett (BSHS)	J.R. Plummer (IGS)	S.R. Gane (BGS)	A.M. O'Donoghue (GT)	J.R. Reeve (CEGS)	2:04.38
1984-	C.A. Logan (BSHS)	M.T. Lee (CEGS)	J.G. Plummer (IGS)	P.L. Quinn (GT)	A.B.J. Scriven (BGS)	2:02.44
1985-	T. Cronshaw (BGS)	W.W. Friese (IGS)	D.J. Maclean (BBC)	M.J. Gallen (NC)	D.R. Bodman (GT)	2:08.87
1986-	J. C. Cooper (BSHS)	E.J. Nunn (IGS)	J.A. McKeering (NC)	J.C. Seymour (ACGS)	A.L.J. Cross (BGS)	2:08.22
1987-	K.J. Perkins (BBC)	C.R. Patterson (BSHS)	M.J. Buhaj (NC)	D.J.G. Little (BGS)	C.J. Mincerery (GT)	2:10.92
1988-	R.K. Lyndon (GT)	K.D. Eldridge (ACGS)	A.J. Mowbray (TSS)	J.R. Forster (BSHS)	M. Keamey (NC)	2:06.20
1989-	B.C. Hiddlestone (BBC)	M.J. Stewart (GT)	J.C. McAllister (ACGS)	M. Logan (BGS)	N. Harrold (IGS)	2:08.72
1990-	B.O. Nothling (BGS)	P.J. Gibson (GT)	A.H. Flaskas (ACGS)	R.M. Collie (BSHS)	D.J. Norms (NC)	2:09.73
1991-	K.A. Lacin (BGS)	J.D. Padis (BSHS)	B.J. Dittmar (NC)	M.J. Gordon (GT)	N.J. Marshall (ACGS)	2:11.72
1992-	M. Roland (NC)	K.A. Lacin (BGS)	L.M. Richmond (ACGS)	T.V.D. Walker (TSS)	G.M. Steggall (GT)	2:02.01
1993-	S.C. Kennedy (NC)	N.B. Baird (BSHS)	M.G. Sara (BBC)	M.D. Thomas (TSS)	S.K.C.Y. Liew (ACGS)	2:01.51 @
1994-	P.R. Court (NC)	J. Wheeler (ACGS)	D.C. Berndt (BGS)	T. Harris (IGS)	A. Flores (TGS)	2:10.41
1995-	W.B. Guthrie (GT)	S.T. Talbot-Cameron (NC)	A.T. Yates (TSS)	M.Q.G. Bell (BGS)	D.J. Taylor (ACGS)	2:02.25
1996-	M.E. Smith (NC)	G.R. Davies (BBC)	M.R. Macann (GT)	G.T. Scarce (TSS)	B.J. Norris (ACGS)	2:07.31
1997-	L.C. McBean (TSS)	M.R. Bowd (NC)	D. Muller (BBC)	W. Briton (BGS)	D. Patterson (IGS)	2:04.78
1998-	E. Hinschen (IGS)	I. Goh (TSS)	R.G. Barker (NC)	L. Stanton (BGS)	C.T. Gamaut (GT)	2:07.30
1999-	A.J. Hutchinson (NC)	N.R. Sprenger (GT)	T.A. Cunningham (TSS)	T. Beadle (BGS)	R.S. O'Neil (ACGS)	2:03.19
2000-	D. Johnston (BSHS)	C. Partridge (TSS)	A. Thompson (IGS)	L.M.H. Lyons (BBC)	S.A. Clarke (NC)	2:02.16
2001-	S. James (BGS)	J. Chandler (IGS)	R.P. Freney (NC)	A.P. Dillon (GT)	H. Moncrieff (TSS)	2:05.10
2002-	D. Linde (IGS)	E. Hannant (TSS)	S.M. Sprenger (GT)	A.R. Carlton (BBC)	B.F. Hutchinson (NC)	2:02.24
2003-	W.H. Han (TSS)	J.A. Amberger (NC)	M. Newman (IGS)	C.B. Massie (ACGS)	T. McKendry (BGS)	2:05.25
2004-	H. Samuela (BSHS)	C.H. Morrison (ACGS)	E.M. Barry (GT)	J. Moorfoot (TSS)	D.R. Price (NC)	2:04.04
2005-	B.J. Walkington (NC)	J. Bailey (TSS)	T.L. James (BBC)	H.W. Simmonds (ACGS)	D. Young (BGS)	2:03.47
2006-	E.J. McKendry (BGS)	H. Perkins (TSS)	G.P. O'Brien (GT)	D.R. Powell (ACGS)	A.J. Hughes (NC)	2:07.04
2007-	M. Larkin (BGS)	H.B. Taylor (ACGS)	T.G. Sprenger (GT)	A.J. Mills (BBC)	Z.A. Taylor (NC)	2:03.34
2008-	A. Digby (TSS)	H.W. Strathdee (IGS)	H. Pullar (ACGS)	K.J. Donaldson (NC)	L.A. Walker (BGS)	2:07.15
2009 -	J. T. Pye (IGS)	A. T. Pace (BBC)	J. A. McLoughlin (NC)	J. Van Nieuwburg (TSS)	D. L. Matthews (BSHS)	2:06.42
2010 -	C.F. Fasala (IGS)	S.B. Horton (TSS)	D.V. Oliver (NC)	P.J. Soalheira (ACGS)	R.J. Parker (BSHS)	2:04.20
2011-	J.T. Seawright (GT)	T.C. Rull (BSHS)	J.R. Neilsen (TSS)	J.P. McFerran (IGS)	M.A. Carleton (ACGS)	2:06.05
2012-	B.J. Oates (TGS)	J. Taylor (ACGS)	J.T. Scully (IGS)	M.S. Statham (TSS)	B.I. Jason (NC)	2:02.72

## 200 Metre Freestyle: Under 14 (Continued)

Date	First	Second	Third	Fourth	Fifth	Time
2013-	E.R. Mitchell (BBC)	J. Lello (BSHS)	C. Usher (TSS)	S.J. Dobbie (TGS)	J. Herbert (NC)	2:03.31
2014-	L. Gough (BSHS)	T.J. Wilson (TGS)	M.J. Osborn (TSS)	S.A. Coombes (NC)	W. Harris (ACGS)	2:04.72
2015-	S.P. Arthur (TSS)	H. Cotter (NC)	A. Grant (BGS)	C. Smith (ACGS)	O. Mitchell (BBC)	2:02.09
2016-	T. Neill (GT)	A. Zhu (BBC)	H. Mayo (ACGS)	J.R. Allum (IGS)	J.A. Tomlinson (NC)	2:05.29

## 200 Metre Freestyle: Under 15

Date	First	Second	Third	Fourth	Fifth	Time
1964-	B.R. Chambers (NC)	C. McLaughlin (BSHS)	B. McMahon (GT)	D.J. Marriott (CEGS)	B.J. Mecklem (BGS)	2:19.9
1965-	D.M. Ryland (BBC)	A.J. Holland (CEGS)	M.C. Beatty (NC)	S. Beaver (BGS)	A. Woolard (BSHS)	2:21.2
1968-	B. McGregor (TGS)	A. Shean (GT)	T. Hoskin (BBC)	C.J. Brookes (CEGS)	B. Carothers (BSHS)	2:16.8
1969-	B. Cooper (BSHS)	G.R. Langdon (BBC)	R. Arundell (BGS)	P. Raward (TSS)	R. Rayner (GT)	2:11.7
1970-	J. Ven Opdenbosch (GT)	S. Smith (BSHS)	N. Madin (BGS)	D. Unwin (CEGS)	P. Lalor (NC)	2:07.7
1971 -	G. Frost (BSHS)	D.J. Unwin (CEGS)	G.J. Leather (BGS)	C. Jones (GT)	D. Speight (TGS)	2:14.8
1972-	M. Tonelli (GT)	S.R. Holland (CEGS)	P. Monroe (BSHS)	A.M. Reabum (TSS)	R. McGregor (BGS)	2:09.8
1973-	R. Jones (GT)	R. Beneich (BGS)	R. McCowan (CEGS)	M. Steel (BSHS)	S.J. Crocker (BBC)	2:12.4
1974-	R. Bendeich (BGS)	B. Donovan (CEGS)	M. Crouch (GT)	S. Harris (BSHS)	C. Farr (TGS)	2:11.1
1975-	D. Atkins (BSHS)	G. Bendeich (BGS)	C. Seawright (TGS)	A.G. Thompson (BBC)	G. Byram (CEGS)	2:11.3
1976-	W. Greenhalgh (TSS)	T. McCawley (GT)	G.A. Byram (CEGS)	M. Malley (BSHS)	P. Beardmore (BGS)	2:08.00
1977-	J.M. Hooper (BSHS)	G.R. Seawright (TGS)	R. Morrison (GT)	D.W. Pullinger (TSS)	M. Hoey (BGS)	2:11.5
1978-	F.H. Van der Zant (BSHS)	A. Sambrook (BGS)	L.C. Muir (TSS)	T. Karydis (TGS)	M. Dann (GT)	2:09.6
1979-	D.S. Frail (TSS)	T. Dobson (GT)	G. Trotman (NC)	B. Nagel (BSHS)	A. Lee (CEGS)	2:11.23
1980-	S.E. Clark (BSHS)	A.D. Dietz (TSS)	S. Chapman (BGS)	B. Mulvihill (GT)	B.D. Summerville (NC)	2:04.88
1981 -	J.L. Lemberg (BSHS)	G.D. Trenery (TGS)	A.J. Smith (BGS)	A.G. Woods (BBC)	D.J. Mills (TSS)	2:04.87
1982-	T. Halliday (BSHS)	L. Crisp (TSS)	G. Hepple (TGS)	B. McDonald (IGS)	S. Driscoll (NC)	2:00.80
1983-	J.M. Brennan	C.A. Forster (BSHS)	S.N. Ponton (IGS)	K.N. Van As (CEGS)	S. Gillespie (NC)	2:01.27
1984-	J.R. Plummer (IGS)	S.R. Gane (BGS)	P.W. Burton (BSHS)	A.M.O'Donoghue (GT)	G.J. Davies (CEGS)	2:03.81
1985-	C.A. Logan (BSHS)	P.L. Quinn (GT)	M.T. Lee (ACGS)	J.M. Fenner (BGS)	R.J. Godbolt (IGS)	2:00.57
1986-	T. Cronshaw (BGS)	M.J. Gallen (NC)	M.J. Fredencks (GT)	W.W. Friese (IGS)	F.H. Bently (BBC)	2:05.07
1987-	J.C. Cooper (BSHS)	J.A. McKeeney (NC)	E.J. Nunn (IGS)	A.L.J. Cross (BGS)	W.D. Fredericks (GT)	2:03.80
1988-	C.C. HackeH (TSS)	K.J. Perkins (BBC)	S.E. Lewis (BSHS)	M.J. Buhai (GT)	D.J.G. Little (BGS)	2:03.21
1989-	A.R. Vary (BSHS)	R.K. Lyndon (GT)	K.D. Eldridge (ACGS)	M.S. Cruickshank (BGS)	M.J. Kearney (NC)	2:00.02
1990-	B.C. Hiddlestone (BBC)	M.J. Stewart (GT)	J.C. McAllister (ACGS)	M. Logan (BGS)	A.A. Jordan (BSHS)	2:01.23
1991-	P.J. Gibbs (GT)	R.O. Nothing (BGS)	A.H. Flasks (ACGS)	R.M. Collie (BSHS)	T.R. Neylan (NC)	2:05.61
1992-	T.A.L. Nicholson (ACGS)	D. Boxall (BSHS)	D. Stiller (NC)	C.R. Mowbray (TSS)	K.J. Hanna (IGS)	1:59.59
1993-	R.A. Powells (BSHS)	L.M. Richmond (ACGS)	M.J. Roland (NC)	S.A. Cleghorn (BBC)	T.V.D. Walker (TSS)	2:00.85
1994-	S.C. Kennedy (NC)	N.B. Baird (BSHS)	M.G. Sara (BBC)	M.D. Thomas (TSS)	A.R. Challen (BGS)	1:59.56
1995-	R.D. Brosgarth (NC)	J. Wheeler (ACGS)	D.C. Berndt (BGS)	R.S. Brough (GT)	R.A. Clarke (BBC)	2:01.66
1996-	W.B. Guthrie (GT)	D.M. Bush (NC)	M. Bell (BGS)	P.F. McCallum (TSS)	K.T.M. Playford (BBC)	2:01.00
1997-	S.A. Bright (NC)	G. Davies (BBC)	M. Riley (BGS)	M.R. Macann (GT)	N. Gourgaud (IGS)	2:01.12
1998-	L.C. McBean (TSS)	R.P.S. McDonald (NC)	D.C. Muller (BBC)	W. Briton (BGS)	C. Mackay (ACGS)	1:59.89
1999-	E. Hinschen (IGS)	I. Goh (TSS)	B. Capell (BSHS)	L. Stanton (BGS)	R.G. Barker (NC)	2:05.71
2000-	N.R. Sprenger (GT)	A.J. Hutchinson (NC)	T. Cunningham (TSS)	M. Lowrey (BGS)	C.M. Perkins (BBC)	1:57.47
2001-	L. Brodie (NC)	D. Johnston (BSHS)	D.S.C. Cramb (BBC)	A. Thompson (IGS)	G. Sparrow (TSS)	2:01.76
2002-	S.James (BGS)	J. Chandler (IGS)	A.P. Dillon (GT)	J.H. Juhasz (ACGS)	H. Moncrieff (TSS)	2:01.22
2003-	D. Linde (IGS)	E.E. Hannant (TSS)	B.F. Hutchinson (NC)	M. Dewhurst (BGS)	S.M. Sprenger (GT)	1:58.68
2004-	D.J. van Velden (BBC)	B.J. Donaldson (NC)	T. McKendry (BGS)	S. Davies (TSS)	J.C. Houghton (ACGS)	1:57.22 @
2005-	J. Moorfoot (TSS)	E.M. Barry (GT)	N. Johnson (NC)	H. Samuela (BSHS)	M.J. Allen (BBC)	2:00.01
2006-	T.J. James (BBC)	J. Bailey (TSS)	B.J. Walkington (NC)	H.W. Simmonds (ACGS)	N.J. Rider (GT)	2:00.19
2007-	G.P. O'Brien (GT)	E.J. McKendry (BGS)	D.R. Powell (ACGS)	H. Perkins (TSS)	C.W. Gray (NC)	2:00.59
2008-	H.B. Taylor (BSHS)	Z. Dalby (ACGS)	Z.A. Taylor (BSHS)	C.M. Raven (IGS)	B. King (TSS)	2:01.83
2009 -	Z. Featherstone (TSS)	R. Eugster (NC)	H. J. Pullar (BGS)	O. J. Breakwell (BSHS)	H. W. Strathdee (IGS)	1:58.98
2010 -	J.A. McLoughlin (NC)	D. L. Matthews (BSHS)	B. M. Willoughby (TSS)	D. S. Timbs (TGS)	M. E. Pendlth (ACGS)	2:03.45
2011-	C.F. Fasala (IGS)	S.B. Horton (TSS)	D.V. Oliver (NC)	P.C. Mills (BBC)	G.D. Windsor (GT)	2:00.18
2012-	J.P. McFerran (IGS)	T.C. Rull (BSHS)	J. Seawright (GT)	C.R. Lewis (NC)	M. Carleton (ACGS)	2:01.40
2013-	B.J. Oates (TGS)	L. Townsend (GT)	J. Taylor (ACGS)	B. Jason (NC)	J.T. Scully (IGS)	2:00.73
2014-	C. McFaul (BSHS)	Z. Stubblety-Cook (ACGS)	B.J. Clarke (TGS)	A. Gantimuroff (BBC)	B.J. Woolf (NC)	2:03.05
2015-	L.T. Gough (NC)	M.J. Osborn (TSS)	T. Wilson (TGS)	C. Williams (BSHS)	J. Jackson (BGS)	2:00.99
2016-	A. Grant (BGS)	H. Cotter (NC)	S.P. Arthur (TSS)	C. Mitchell (BSHS)	K.R. Welfare (IGS)	1:59.99

## 200 Metre Freestyle: Under 16

Date	First	Second	Third	Fourth	Fifth	Time
1937-	J. Stuart (TGS)	J. Petemman (IGS)	J. Hall (CEGS)	L. Hoey (BBC)	D. Arnold (BGS)	2:54 1/5
1939-	R.A. McGregor (CEGS)	T. McGrath (NC)	R.J. Grant (GT)	I. Hinwood (BBC)	G.J. Stuart (TGS)	2.49
1940-	A. Davidson (CEGS)	I.A. Hinwood (BBC)	G.M. D'Arcy (GT)	S.R. Leggo (BGS)	I. Smith (BSHS)	2.49 1/5
1941-	R. Mactaggart (CEGS)	J.K. Abbott (BGS)	E. Ouilty (GT)	D. Hodges (NC)	S.G. Dnver (TGS)	2.40
1943-	I. Wright (CEGS)	W. Hinder (CEGS)	A. Hunter (BSHS)	J.B. Hutchings (BGS)	G.W. Tweedale (BBC)	2:55 3/5
1944-	G.J. Bendeick (CEGS)	I.D. Brown (BGS)	D. Clouston (TSS)	G.M. Card (TGS)	R. Johnson (BSHS)	2:43 4/5
1946-	T.W. Eady (TSS)	T. Jones (BSHS)	R. Ferner (CEGS)	F.R. Sullivan (GT)	R. Ashley (TGS)	2:42 2/5
1947-	J.R. Boast (BGS)	R.N. Gale (CEGS)	R. Hogarth (BSHS)	M. Trenner (TGS)	L.E. Wruck (GT)	2:46 3/10
1948-	K. Potts (BSHS)	M.W. Cameron (CEGS)	M. Crittenden (TSS)	T.A. Hickey (GT)	N.R. Smith (BBC)	2:42 7/10
1949-	D.O. Mason (CEGS)	K. Wacker (BGS)	R. Vorpagel (TGS)	D. Bird (BBC)	B. Deignan (NC)	2:35 4/10
1950-	H.A. Weld (GT)	D. Quinn (BSHS)	B.B. Noel (CEGS)	P. Hobler (BBC)	W. Bourke (NC)	2:31 8/10
1952-	C.J. Weld (GT)	W. Arnold (CEGS)	J. McCarthy (NC)	J. Quinn (BGS)	W.R. Raymond (TGS)	2.27
1953-	D.E. Palm (BBC)	B. Hawlins (CEGS)	N.M. Cooke (GT)	L.W. Sherlock (TSS)	R. Newman (BSHS)	2:31 7/10
1954-	R. Anderson (GT)	A. Sharpe (IGS)	T. Cichero (BGS)	J. O'Brien (NC)	R. Simmonds	2:53 2/5
1955-	B. Buggy (GT)	M. Barwick (NC)	M.R. Hooper (CEGS)	R. Delmodos (BBC)	A. Wai (BGS)	2:37 9/10
1956-	P. Eriksen (CEGS)	D. McCarthy (BBC)	J. Shay (NC)	A. Fingleton (GT)	P. Beal (BGS)	2:21 1/5
1957-	K. Fredericks (NC)	V.K. Huxley (TSS)	J. Dunsdon (GT)	R.C. Wippell (CEGS)	N. Potts (BGS)	2:24 4/5
1958-	E.B. Richards (GT)	N. Bomford (NC)	F. Graham (BBC)	G.H. Miller (CEGS)	A. Jordan (TSS)	2.27
1959-	J. Fingleton (GT)	F. Graham (BBC)	A. Board (CEGS)	R. Beaver (BGS)	R. Stitz (IGS)	2:19 3/5
1960-	T. McMahon (NC)	G. Mountseer (GT)	A.E.S. Board (CEGS)	C. Leagh-Murray (BGS)	R.S. Gregory (BBC)	2:19 4/5
1961-	N. Reynolds (CEGS)	J. Potts (TSS)	R. Fingleton (GT)	G. Dunne (BGS)	G. Ellwood (NC)	2:11 3/10
1962-	H. Robertson (TSS)	D. Milburn (TSS)	P.G. Mitchell (CEGS)	R. Morgan (BSHS)	J.A. Thorpe (BGS)	2:17 9/10
1963-	A. McLeod (BGS)	G. Rayner (BSHS)	P.J.D. Meares (CEGS)	A. Lough (TSS)	J.C. Dixon (IGS)	2.18
1964-	R. Birch (BSHS)	R.N. Sweetman (CEGS)	T.A. Lipscomb (NC)	G.E. Handley (BGS)	R.E. Gregory (BBC)	2:17.8
1965-	D.J. Lloyd (CEGS)	G.L. Gardiner (NC)	B.F. McMahon (GT)	C. McLaughlin (BSHS)	P.F. Maloney (TSS)	2:17.1
1968-	B. Fisher (GT)	K. Nyberg (BSHS)	K.R. McGregor (TGS)	B.J. Martin (BGS)	R.R. Frail (TSS)	2:14.5
1969-	A. Shean (CEGS)	B. McGregor (TGS)	B. Carothers (BSHS)	R. Frail (TSS)	T. Hoskin (BBC)	2:13.2
1970-	B. Cooper (BSHS)	R. Devlin (GT)	G.R. Langdon (BBC)	R. Graham (TSS)	R. Magoffin (CEGS)	2:03.9
1971-	N.W. Martin (BGS)	S. Smith (BSHS)	R. Devlin (GT)	R. Lalor (NC)	M.F. Bolt (TSS)	2:05.2
1972-	G. Frost (BSHS)	D.J. Unwin (CEGS)	C. Webb (BGS)	C. Jones (GT)	D.J. Speight (TGS)	2:10.0
1973-	R. Jones (GT)	R. Bendeick (BGS)	R. McCowan (CEGS)	M. Steele (BSHS)	S. Crocker (BBC)	2:12.4



## 200 Metre Freestyle: Under 16 (Continued)

Date	First	Second	Third	Fourth	Fifth	Time
1974-	D. Oswin (BGS)	R. Jones (GT)	R. McCowan (CEGS)	M. Steel (BSHS)	S. Crocker (BBC)	2.06.8
1975-	S. Harris (BSHS)	R. Bendeich (BGS)	M. Van de Velde (GT)	B. Donovan (CEGS)	P. Hickey (TSS)	2.08.7
1976-	D. Atkins (BSHS)	G. Bendeich (BGS)	V.D. Prince (CEGS)	A.G. Thomson (BBC)	C. Johnson (GT)	2.09.0
1977-	T. McCawley (GT)	W. Greehalgh (TSS)	R. Beardmore (BGS)	I.A. Van Haeringen (BSHS)	R.B. Brandon (BBC)	2.07.2
1978-	G.R. Seawright (TGS)	L.R. Hogg (BSHS)	R. Morrison (GT)	M. Hoey (BGS)	S.L. Muir (TSS)	2.08.4
1979-	L. Hogg (BSHS)	A. Sambrook (BGS)	L.C. Muir (TSS)	L. Leech (IGS)	R. Duncan (NC)	2.05.54
1980-	T. Dobson (GT)	S.J. Major (BSHS)	A.G. Lee (CEGS)	J.W. Ardron (IGS)	R.D. Victor (TGS)	2.06.54
1981-	S.E. Clark (BSHS)	A.D. Dietz (TSS)	B. Mulvihill (GT)	A. Woodward (NC)	S.C. Chapman (BGS)	2.01.91
1982-	J. Lemberg (BSHS)	G. Trenery (TGS)	A. Smith (BGS)	A. Woods (BBC)	B. Kane (TSS)	2.01.04
1983-	T.E. Halliday (BSHS)	M.C. O'Brien (GT)	L.J. Crisp (TSS)	G.J. Hepple (TGS)	B.J. MacDonald (IGS)	2.05.41
1984-	D.J. Armstrong (BSHS)	J.M. Brennan (BBC)	X.E. Clarke (GT)	A.J. Kurth (BGS)	K.N. Van As (CEGS)	1.58.53
1985-	C.R. Mellin (IGS)	A.D. Sole (GT)	A.I. Cribb (BGS)	B. Clatworthy (BSHS)	R.C. Macknish (ACGS)	2.03.37
1986-	C.A. Logan (BSHS)	R.L. Quinn (GT)	C. Mitchell (NC)	E.D. Barry (ACGS)	R.J. Godbolt (IGS)	1.56.87
1987-	M.K. Fredericks (GT)	T. Cronshaw (BGS)	M.J. Gallen (NC)	F.H. Bently (BBC)	W.W. Friese (IGS)	2.01.67
1988-	J.C. Cooper (BSHS)	J. McKeering (NC)	T.A. Sayer (TSS)	E. Nunn (IGS)	W.D. Fredericks (GT)	1.59.60
1989-	K.J. Perkins (BBC)	T.W. Penrose (TSS)	D.J.G. Little (BGS)	S.E. Lewis (BSHS)	A.A. Clarke (IGS)	1.59.36
1990-	D.A. Sheehan (BSHS)	R.K. Lyndon (GT)	K.D. Eldridge (ACGS)	J.A. Charlesworth (NC)	D.R. Bitmead (IGS)	1.57.30
1991 -	B. Hiddlestone (BBC)	M.J. Stewart (GT)	M. Logan (BGS)	J.C. McAllister (ACGS)	A.A. Jordan (BSHS)	2.00.34
1992-	B.O. Nothling (BGS)	T. Mahony (NC)	P.J. Gibson (GT)	A.H. Flaskas (ACGS)	R. Collie (BSHS)	1.59.35
1993-	D.J. Boxall (BSHS)	N.J. Marshall (ACGS)	P.W. Stokes (BBC)	J.S. Turnbull (GT)	D.N. Faint (NC)	1.57.16
1994-	R.A. Powells (BSHS)	L.M. Richmond (ACGS)	S.M. Nothing (BGS)	M.J. Roland (NC)	G.M. Steggall (GT)	1.57.57
1995-	S.C. Kennedy (NC)	M.G. Sara (BBC)	D. Holcombe (BSHS)	D.W. Guthrie (GT)	S.R. Cox (ACGS)	1.56.16
1996-	P. Brosgarth (GT)	J.B. Santacaterina (NC)	J. Wheeler (ACGS)	A. Athanasiov (TGS)	R.A. Clarke (BBC)	1.58.02
1997-	W.B. Guthrie (GT)	R.W. Coote (NC)	M. Bell (BGS)	R.F. McCallum (TSS)	D.W. Shand (ACGS)	1.57.97
1998-	S.A. Bright (NC)	G.T. Scarce (TSS)	G.R. Davies (BBC)	R. Melloy (BGS)	S.C. Turnbull (GT)	2.00.54
1999-	L.C. McBean (TSS)	C.J. Nasato (NC)	C.T. Mackay (ACGS)	S. McElroy (BSHS)	R. Church (IGS)	1.58.88
2000-	E. Hinschen (IGS)	L. Stanton (BGS)	B. Capell (BSHS)	G.H. Clayton (NC)	M. Turnock (TSS)	2.04.29
2001-	N.R. Sprenger (GT)	A. Martin (BBC)	A.J. Hutchinson (NC)	T. Cunningham (TSS)	T. Beadle (BGS)	1.55.86 @
2002-	A. Thompson (IGS)	D. Johnston (BSHS)	L. Brodie (NC)	A.R. Dickey (TGS)	C.M. Perkins (BBC)	1.58.16
2003-	S. James (BGS)	J. Chandler (IGS)	D.C. Ritchie (TSS)	K.M. Richardson (NC)	A.P. Dillon (GT)	1.58.97
2004-	E. Hannant (TSS)	D. Linde (IGS)	C. Clarke (BSHS)	S.M. Sprenger (GT)	B.F. Hutchinson (NC)	1.56.36
2005-	D.J. Van Velden (BBC)	T. McKendry (BGS)	S. Davies (TSS)	B.J. Donaldson (NC)	B. Freese (IGS)	2.00.72
2006-	N.R. Johnston (NC)	J. Moorfoot (TSS)	E.M. Barry (GT)	A.J. Douglas (BGS)	H. Samuela (BSHS)	1.58.01
2007-	N.R. Johnston (NC)	J. Bailey (TSS)	H.W. Simmonds (ACGS)	T.J. Thomas (BBC)	N.J. Rider (GT)	1:56.89
2008-	G.P. O'Brien (GT)	E.J. McKendry (BGS)	D.Powell (ACGS)	K.Logan (IGS)	L.Thompson (TSS)	1:55.90
2009 -	H. B. Taylor (BSHS)	Z. A. Taylor (NC)	A. J. Mills (BBC)	T. Clarke (TSS)	Z. T. Dalby (ACGS)	1:58.54
2010-	A. Digby (TSS)	R. Eugster (NC)	O. J. Breakwell (BSHS)	H. J. Pullar (BGS)	J. P. Merrilees (ACGS)	2:01.14
2011-	R.C. Gerlach (ACGS)	M.J. Mincham (TSS)	J.A. McLoughlin (NC)	W.H. Lane (TGS)	J.W. Mills (BBC)	2:00.49
2012-	C.F. Fasala (IGS)	S.B. Horton (TSS)	M.H. Kwong (NC)	P. Mills (BBC)	G. Windsor (GT)	1:57.36
2013-	E.A. Parrish (TSS)	S. Young (BGS)	J. Seawright (GT)	C. Lewis (NC)	M. Carleton (ACGS)	1:57.94
2014-	J.R. Mitchell (BBC)	L. Townsend (GT)	C. Usher (TSS)	W. Walsh (ACGS)	J.T. Scully (IGS)	1:58.32
2015-	D. Stevens (TGS)	C. McFaul (BSHS)	Z. Stubbety-Cook (ACGS)	B.J. Wolf (NC)	E.D. Cole (TSS)	1:59.76
2016-	L.T. Gough (NC)	M.J. Osborn (TSS)	T. Wilson (TGS)	L. Trew (BBC)	Y. Chan (BGS)	1:57.75

## 200 Metre Freestyle: Open (New Event, 1978)

Date	First	Second	Third	Fourth	Fifth	Time
1978-	D.J. Atkins (BSHS)	G.K. Orbell (IGS)	T. McCawley (GT)	G.A. Byram (CEGS)	R. Beardmore (BGS)	2.05.00
1979-	R. Nagel (BSHS)	G. Orbell (IGS)	M. Green (GT)	S. Muir (TSS)	R. Milroy (BGS)	2.04.50
1980-	L.R. Hogg (BSHS)	A. Sambrook (BGS)	R. Duncan (NC)	L.W. Leech (IGS)	S.G. Watson (TSS)	2.03.88
1981-	A.M. Wilson (BSHS)	T.H. Dodson (GT)	C.G. Chapman (BGS)	R.D. Victor (TGS)	J.W. Ardron (IGS)	2.03.29
1982-	S. Clark (BSHS)	A. MacLachlan (TSS)	T.H. Dodson (GT)	S. Chapman (BGS)	A. Woodward (NC)	2.02.04
1983-	J.W. Lemberg (BSHS)	A.G. Woods (BBC)	A.J. Smith (BGS)	R.W. Zinn (IGS)	M.C. Waugh (GT)	1.58.14
1984-	M.R. Magnusson (CEGS)	R.A. Cameron (BBC)	M.C. O'Brien (GT)	L.T. Crisp (TSS)	B.R. MacDonald (IGS)	2.04.00
1985-	D.J. Armstrong (BSHS)	M.J. Mooney (IGS)	X.F. Clarke (GT)	A.J. Kurth (BGS)	C.J. Davies (ACGS)	1.57.16
1986-	X.F. Clarke (GT)	A.I. Cribb (BGS)	N.G. Magnusson (ACGS)	N. Myles-Edelsten (TSS)	G.C. McKie (BBC)	2.02.44
1987-	C.A. Logan (BSHS)	R.L. Quinn (GT)	R.J. Godbolt (IGS)	E.D. Barry (ACGS)	R.A. Stone (BBC)	1.57.61
1988-	F.H. Bently (BBC)	M.K. Fredericks (GT)	M. Gallen (NC)	D.J. Helgeson (BGS)	W.W. Friese (IGS)	2.01.62
1989-	J.C. Cooper (BSHS)	D.J. Helgeson (BGS)	M. Humphreys (BBC)	J.A. McKeering (NC)	W.D. Fredericks (GT)	1.57.68
1989-	K.J. Perkins (BBC)	T.W. Penrose (TSS)	S.E. Lewis (BSHS)	D.J. Little (BGS)	C.B. Wright (NC)	1.59.80
1991-	K. Perkins (BBC)	C.C. Hackett (TSS)	K.D. Eldridge (ACGS)	R.K. Lyndon (GT)	H.M. Collie (BSHS)	1.52.36
1992-	K. Herrod (BSHS)	M.J. Stewart (GT)	B.C. Hiddlestone (BBC)	B. McGregor (NC)	J.C. McAllister (ACGS)	1.54.93
1993-	B.O. Nothling (BGS)	M.P. Chappel (GT)	T.K. Mahony (NC)	C.M. Ballinger (BBC)	B. Dixon (TSS)	1.58.68
1994-	D.J. Boxall (BSHS)	L.F. Brown (NC)	C.R. Thomas (BGS)	P.W. Stokes (BBC)	J.S. Turnbull (GT)	1.57.58
1995-	L.M. Richmond (ACGS)	J.R. English (BBC)	C.R. Thomas (BGS)	M.J.T. Roland (NC)	G.M. Steggall (GT)	1.56.81
1996-	S.C. Kennedy (NC)	L.M. Richmond (ACGS)	M.D.S. Thomas (TSS)	M.G. Sara (GT)	J. Salomaa (TGS)	1.55.65
1997-	S.J. Kesby (NC)	R.D. Faulkner (TSS)	P. Brosgarth (GT)	R. Clarke (BBC)	G. Heidke (TGS)	1.56.40
1998-	R.D. Faulkner (TSS)	S.J. Kesby (NC)	R. Brosgarth (GT)	D. Berndt (BGS)	J. McAully (IGS)	1.55.58
1999-	S.A. Bright (NC)	G. Heidke (TGS)	M. Riley (BGS)	S.C. Turnbull (GT)	S.C. Scarce (TSS)	1.59.25
2000-	R.P. McDonald (NC)	L. McBean (TSS)	S. Morgan (BSHS)	P.A. Bures (GT)	D.C. Muller (BBC)	1.55.25
2001-	R.P.S. McDonald (NC)	S. Morgan (BSHS)	J. Bird (TSS)	T.C. Cole (GT)	C. Mackay (ACGS)	1.57.19
2002-	N.R. Sprenger (GT)	A.J. Hutchinson (NC)	T. Cunningham (TSS)	A. Martin (BBC)	S.J. Bassett (ACGS)	1.52.29 @
2003-	A.J. Hutchinson (NC)	A. Thompson (IGS)	D. Johnston (BSHS)	D. Millwain (TSS)	C.D. Sprenger (GT)	1.56.27
2004-	D. Johnston (BSHS)	D. Millwain (TSS)	L. Brodie (NC)	J. Chandler (IGS)	S. James (BGS)	1.54.39
2005-	E. Hannant (TSS)	R.J. Hilder (NC)	C. Hamer (IGS)	M.J. Weatherley (BGS)	M. Dewhurst (BGS)	1.55.02
2006-	D.J. Van Velden (BBC)	A. Brown (TSS)	J.A. Amberger (NC)	M. Brooks (BSHS)	T.M. McKendry (BGS)	1.54.47
2007-	J. Moorfoot (TSS)	E.M. Barry (GT)	S.H. Moore (BGS)	K.M. Crawford (NC)	M. Brooks (BSHS)	1:56.04
2008-	N.R. Johnston (NC)	H. Simmonds (ACGS)	J. Bailey (TSS)	R.J. Donald (BSHS)	R.G. Slattery (IGS)	1:56.17
2009 -	T. Parrish (TSS)	E. J. McKendry (BGS)	N. J. Rider (GT)	L. L. Allan (BBC)	L. J. Donald (BSHS)	1:55.22
2010-	Z.A. Taylor (NC)	A.J. Mills (BBC)	C. Fedrick (IGS)	S. D. Blakeway (ACGS)	L. G. Bailey (BGS)	2:01.53
2011-	J.P. Merrilees (ACGS)	R. Eugster (NC)	O. J. Breakwell (BSHS)	P.J. McInerney (GT)	F.H. Hope (BBC)	1:59.08
2012-	J.A. McLoughlin (NC)	M.J. Mincham (TSS)	R. Gerlach (ACGS)	W.H. Lane (TGS)	S. Pegg (BBC)	1:57.63
2013-	C. F. Fasala (IGS)	L.M. Colquhoun (TSS)	T.C. Ludlow (TGS)	P.C. Mills (BBC)	G. Windsor (GT)	1:56.81
2014-	M. Carleton (ACGS)	M.J. Mincham (TSS)	S. Young (BGS)	J. Seawright (GT)	O.J. Pye (IGS)	1:54.14
2015-	S. Young (BGS)	J.K. Kersten (TSS)	L. Townsend (GT)	E.R. Mitchell (BBC)	A. Camp (ACGS)	1:53.56
2016-	C. Usher (TSS)	D. Stevens (TGS)	D. Pool (ACGS)	C. Ormrod (BGS)	C. McFaul (BSHS)	1:57.16

## 200 Metre Medley Relay: Under 13

Date	First	Second	Third	Fourth	Fifth	Time
1974-	BGS	CEGS	GT	NC	BSHS	2.17.1
1975-	BGS	BBC	CEGS	GT	TGS	2.28.4
1976-	BSHS	BGS	GT	CEGS	BBC	2.24.6
1977-	IGS	GT	TSS	BSHS	BGS	2.22.4

## 200 Metre Medley Relay: Under 13 (Continued)

Date	First	Second	Third	Fourth	Fifth	Time
1978-	BSHS	BGS	GT	IGS	NC	2:19.2
1979-	BSHS	TSS	GT	BGS	TGS	2:27.11
1980-	BSHS	CEGS	TSS	BGS	TGS	2:21.31
1981-	BSHS	BGS	BBC	GT	TGS	2:14.89
1982-	BSHS	IGS	BGS	GT	TGS	2:14.99
1983-	BSHS	TSS	CEGS	BGS	GT	2:12.71
1984-	BSHS	TSS	BGS	BBC	CEGS	2:15.81
1985-	BGS	BSHS	IGS	TSS	BBC	2:17.18
1986-	NC	BSHS	ACGS	BBC	GT	2:13.75
1987-	GT	BGS	BSHS	NC	ACGS	2:12.72
1988-	ACGS	GT	BGS	NC	BBC	2:16.36
1989-	GT	BGS	ACGS	BSHS	TSS	2:10.72
1990-	GT	BSHS	ACGS	BBC	TSS	2:11.02
1991-	BGS	ACGS	TSS	GT	BSHS	2:11.50
1992-	NC	BSHS	ACGS	BGS	TSS	2:08.44
1993-	NC	BGS	BBC	ACGS	TGS	2:12.65
1994-	GT	NC	BBC	BGS	ACGS	2:11.37
1995-	ACGS	NC	BGS	GT	BSHS	2:10.14
1996-	NC	BBC	BGS	GT	ACGS	2:11.31
1997-	NC	GT	IGS	BGS	BBC	2:10.03
1998-	BBC	BGS	NC	GT	ACGS	2:09.75
1999-	BBC	IGS	TGS	NC	TSS	2:09.67
2000-	IGS	NC	BGS	GT	ACGS	2:12.05
2001-	BGS	IGS	GT	BBC	ACGS	2:08.97
2002-	IGS	NC	ACGS	BSHS	BBC	2:07.01
2003-	GT	BGS	TSS	NC	BSHS	2:10.21
2004-	TSS	IGS	NC	ACGS	BSHS	2:07.48
2005-	NC	GT	TSS	IGS	ACGS	2:09.56
2006-	IGS	ACGS	NC	TSS	BGS	2:08.36
2007-	TSS	IGS	ACGS	BSHS	NC	2:10.95
2008-	NC	IGS	TSS	BSHS	BBC	2:10.41
2009 -	BGS	NC	BSHS	IGS	TSS	2:12.36
2010-	NC	GT	BGS	BSHS	IGS	2:07.50
2011-	TGS	BGS	BSHS	IGS	ACGS	2:06.56
2012-	BSHS	ACGS	IGS	BGS	NC	2:07.04
2013-	BSHS	BGS	TGS	GT	NC	2:03.35 @
2014-	ACGS	BGS	BSHS	TSS	GT	2:13.70
2015-	GT	IGS	BGS	BSHS	BBC	2:10.60
2016-	BBC	BSHS	BGS	GT	TGS	2:10.24

## 300 Metre Freestyle Relay: Under 13

Date	First	Second	Third	Fourth	Fifth	Time
1964-	BGS	GT	NC	BBC	BSHS	3:20.1
1965-	GT	CEGS	BBC	NC	TSS	3:19.8
1968-	CEGS	GT	BGS	TSS	NC	3:17.7
1969-	GT	NC	BGS	TSS	BSHS	3:16.4
1970-	TSS	BSHS	GT	CEGS	BGS	3:12.7
1971-	BGS	CEGS	NC	GT	BSHS	3:13.8
1972-	BGS	CEGS	GT	NC	IGS	3:04.7
1973-	BGS	GT	CEGS	BSHS	IGS	3:9.9
1974-	BGS	GT	BSHS	CEGS	NC	3:13.3
1975-	BSHS	BGS	GT	NC	CEGS	3:16.0
1976-	NC	BSHS	BGS	CEGS	GT	3:12.4
1977-	BGS	GT	BSHS	CEGS	TSS	2:18.8
1978-	BSHS	BGS	GT	NC	TSS	3:11.1
1979-	BGS	GT	BSHS	CEGS	NC	3:09.12
1980-	GT	BGS	BSHS	NC	TGS	3:11.89
1981-	BSHS	BGS	CEGS	GT	TGS	3:13.34
1982-	GT	BSHS	IGS	BGS	BBC	3:10.70
1983-	GT	BGS	NC	IGS	TSS	3:11.77
1984-	BGS	GT	IGS	TSS	BSHS	3:07.91
1985-	GT	NC	BGS	BBC	ACGS	3:04.89
1986-	NC	IGS	BGS	ACGS	BBC	3:09.31
1987-	GT	BGS	BSHS	NC	ACGS	3:06.12
1988-	BGS	IGS	GT	BBC	NC	3:06.37
1989-	GT	BGS	IGS	ACGS	NC	3:07.07
1990-	ACGS	BGS	BBC	IGS	NC	3:06.51
1991-	ACGS	GT	NC	BGS	TSS	3:05.36
1992-	BGS	NC	ACGS	GT	BBC	3:03.95
1993-	NC	ACGS	BGS	TSS	BSHS	3:00.26
1994-	NC	TSS	IGS	GT	BGS	3:03.27
1995-	NC	BBC	GT	TSS	BGS	3:01.88
1996-	NC	TSS	BBC	BGS	GT	2:59.98
1997-	NC	BGS	TSS	GT	ACGS	2:58.84
1998-	NC	TSS	BGS	GT	BBC	2:59.99
1999-	BGS	NC	TSS	GT	ACGS	3:05.19
2000-	BGS	GT	NC	TSS	IGS	2:54.22
2001-	BGS	TSS	NC	IGS	BBC	2:58.58
2002-	BGS	NC	GT	ACGS	BBC	2:53.16
2003-	BGS	NC	GT	BBC	ACGS	2:53.30
2004-	NC	GT	BGS	TSS	BBC	2:56.73
2005-	BGS	NC	IGS	ACGS	BBC	2:51.68
2006-	BGS	GT	BBC	NC	ACGS	2:53.94
2007-	GT	NC	ACGS	BBC	BGS	2:59.05
2008-	BBC	NC	BGS	ACGS	GT	2:58.54
2009 -	BBC	NC	GT	ACGS	IGS	2:59.99
2010-	BGS	NC	BBC	ACGS	GT	3:00.63
2011-	BSHS	GT	BGS	NC	TGS	3:05.15
2012-	BSHS	BGS	BBC	NC	GT	2:54.25
2013-	NC	BSHS	BBC	GT	TSS	2:55.57
2014-	BBC	ACGS	NC	BGS	GT	2:49.23 @
2015-	TSS	GT	BSHS	BGS	NC	3:01.77
2016-	TSS	BGS	NC	ACGS	GT	3:06.83



## 200 Metre Medley Relay: Under 14

Date	First	Second	Third	Fourth	Fifth	Time
1974-	BGS	GT	CEGS	NC	TGS	2.14.5
1975-	BGS	CEGS	TSS	BSHS	BBC	2.19.3
1976-	BSHS	BGS	IGS	TSS	CEGS	2.20.1
1977-	BSHS	IGS	BGS	CEGS	BBC	2.14.5
1978-	BSHS	IGS	BGS	GT	CEGS	2.14.5
1979-	BSHS	TSS	BGS	GT	CEGS	2.08.72
1980-	BSHS	GT	TSS	TGS	IGS	2.12.6
1981-	BSHS	BGS	GT	CEGS	TGS	2.14.62
1982-	BSHS	CEGS	GT	BGS	BBC	2.05.30
1983-	BSHS	IGS	BGS	CEGS	BBC	2.04.36
1984-	BSHS	TSS	CEGS	NC	BGS	2.05.34
1985-	BGS	GT	BBC	ACGS	BSHS	2.08.42
1986-	BSHS	BGS	IGS	BBC	TSS	2.09.06
1987-	BSHS	NC	BGS	GT	BBC	2.05.36
1988-	BGS	BSHS	GT	BBC	ACGS	2.06.69
1989-	ACGS	GT	BBC	BGS	BSHS	2.07.98
1990-	GT	BGS	ACGS	BSHS	TSS	2.00.57
1991-	BSHS	GT	ACGS	BGS	BBC	2.04.13
1992-	ACGS	BGS	BBC	TSS	GT	2.04.93
1993-	NC	BSHS	GT	BGS	BBC	2.01.73
1994-	NC	BGS	TGS	BBC	ACGS	2.04.75
1995-	GT	NC	BGS	ACGS	BBC	2.03.84
1996-	ACGS	BGS	GT	NC	IGS	2.04.16
1997-	BBC	NC	ACGS	BGS	TGS	2.06.00
1998-	IGS	TSS	GT	NC	BGS	2.02.84
1999-	BGS	BBC	NC	GT	IGS	2.04.03
2000-	BBC	NC	GT	IGS	TSS	2.02.54
2001-	NC	BGS	GT	IGS	TSS	1.59.87
2002-	BGS	BBC	GT	BSHS	IGS	2.02.65
2003-	IGS	ACGS	NC	BGS	TSS	1.59.78
2004-	BSHS	GT	NC	BGS	TSS	2.01.14
2005-	NC	TSS	ACGS	IGS	BGS	2.00.37
2006-	GT	NC	IGS	ACGS	TSS	2.04.21
2007-	BGS	ACGS	IGS	NC	TSS	2:02.23
2008-	TSS	IGS	ACGS	BSHS	NC	2:03.58
2009 -	IGS	NC	TSS	BGS	ACGS	2:01.66
2010-	NC	BGS	ACGS	TSS	BSHS	2:01.94
2011-	NC	ACGS	BGS	GT	TSS	2:00.08
2012-	TGS	BGS	IGS	ACGS	BSHS	1:58.64 @
2013-	BSHS	ACGS	BGS	IGS	TSS	1:59.93
2014-	BSHS	NC	TGS	BGS	ACGS	1:59.37
2015-	TSS	BGS	IGS	BSHS	ACGS	2:01.83
2016-	GT	BGS	IGS	ACGS	BSHS	2:06.17

## 300 Metre Freestyle Relay: Under 14

Date	First	Second	Third	Fourth	Fifth	Time
1947-	NC	CEGS	GT	BSHS	TSS	3.52 4/5
1948-	GT	CEGS	NC	TSS	BGS	3.37 4/5
1949-	CEGS	GT	NC	BBC	BSHS	3.36 4/5
1950-	GT	NC	CEGS	BBC	TSS	3.28 1/10
1952-	GT	BBC	CEGS	NC	TGS	3.37 8/10
1953-	GT	NC	BBC	TSS	BSHS	3.2 3/4
1954-	NC	CEGS	GT	BBC	TSS	3.23 9/10
1955-	CEGS	TSS	GT	NC	BBC	3.22 3/5
1956-	GT	CEGS	NC	TSS	BBC	3.19 4/5
1957-	GT	CEGS	NC	BGS	BBC	3.34 4/5
1958-	GT	CEGS	NC	TSS	BBC	3.19 4/5
1959-	GT	CEGS	BGS	TSS	NC	3.12 2/5
1960-	CEGS	GT	BGS	BBC	TSS	3.12 3/10
1961-	CEGS	GT	NC	BGS	TSS	3.12 9/10
1962-	CEGS	GT	BGS	NC	BBC	3.9 1/5
1963-	CEGS	GT	BGS	TSS	BSHS	No time taken
1964-	BBC	CEGS	NC	GT	TSS	3.11
1965-	GT	TSS	BGS	NC	CEGS	3.6.5
1968-	BSHS	CEGS	BGS	TSS	BBC	3.10.6
1969-	BGS	CEGS	BSHS	TSS	GT	3.00.6
1970-	GT	BGS	BSHS	TSS	NC	3.01.9
1971-	BGS	TSS	BSHS	GT	NC	3.04.3
1972-	BGS	CEGS	BBC	BSHS	GT	3.00.0
1973-	BGS	GT	CEGS	BSHS	IGS	3.9.9
1974-	BGS	BSHS	IGS	GT	NC	3.02.6
1975-	GT	BSHS	BGS	CEGS	BBC	3.00.8
1976-	GT	BSHS	NC	CEGS	TSS	3.09.5
1977-	BSHS	TSS	NC	BGS	CEGS	3.05.65
1978-	BSHS	GT	BGS	TSS	IGS	3.03.5
1979-	BSHS	BGS	GT	CEGS	TSS	2.59.66
1980-	BGS	BSHS	NC	BBC	GT	2.59.64
1981-	IGS	BSHS	GT	BGS	NC	2.57.99
1982-	IGS	BSHS	BGS	GT	BBC	2.52.77
1983-	GT	BSHS	IGS	BGS	NC	2.54.96
1984-	BGS	GT	IGS	NC	CEGS	2.54.85
1985-	BGS	GT	TSS	ACGS	BBC	2.55.09
1986-	BGS	NC	BBC	GT	ACGS	2.53.63
1987-	ACGS	NC	BBC	IGS	BGS	2.49.82
1988-	GT	BGS	BBC	NC	ACGS	2.51.69
1989-	IGS	BGS	GT	NC	ACGS	2.55.97
1990-	GT	NC	IGS	BGS	ACGS	2.50.17
1991-	ACGS	NC	BGS	BBC	TGS	2.55.27
1992-	GT	NC	ACGS	BGS	BBC	2.49.88
1993-	NC	BGS	BSHS	ACGS	GT	2.53.76
1994-	NC	BGS	GT	TSS	ACGS	2.48.61
1995-	NC	TSS	BGS	GT	IGS	2.49.33

## 300 Metre Freestyle Relay: Under 14 (Continued)

Date	First	Second	Third	Fourth	Fifth	Time
1996-	NC	BBC	BGS	GT	ACGS	2:47.40
1997-	TSS	BGS	BBC	NC	GT	2:53.60
1998-	NC	BGS	GT	BBC	ACGS	2:47.50
1999-	NC	BBC	BGS	ACGS	TSS	2:50.96
2000-	BGS	NC	IGS	GT	TSS	2:48.98
2001-	BGS	GT	NC	BBC	IGS	2:45.34
2002-	NC	BGS	TSS	IGS	BBC	2:47.70
2003-	BGS	NC	GT	ACGS	BBC	2:47.83
2004-	BGS	GT	BBC	NC	TSS	2:46.91
2005-	NC	BGS	GT	TSS	ACGS	2:48.72
2006-	BGS	NC	ACGS	BBC	TGS	2:40.34
2007-	GT	BGS	NC	ACGS	IGS	2:48.78
2008-	GT	NC	TSS	BBC	ACGS	2:48.12
2009 -	NC	BBC	GT	ACGS	IGS	2:48.00
2010 -	NC	BBC	GT	TSS	BGS	2:49.73
2011-	BGS	NC	BBC	GT	BSHS	2:51.51
2012-	NC	TSS	BGS	ACGS	BSHS	2:48.52
2013-	NC	BGS	BBC	ACGS	TSS	2:45.84
2014-	IGS	BBC	BSHS	ACGS	GT	2:46.99
2015-	BBC	ACGS	TSS	NC	BGS	2:38.92@
2016-	TSS	GT	BBC	ACGS	BSHS	2:53.33

## 200 Metre Medley Relay: Under 15

Date	First	Second	Third	Fourth	Fifth	Time
1974-	BGS	CEGS	GT	TGS	TSS	2:05.2
1975-	BGS	GT	BBC	CEGS	NC	2:10.7
1976-	BGS	BSHS	CEGS	GT	BBC	2:08.7
1977-	BGS	BSHS	GT	TGS	TSS	2:11.8
1978-	BSHS	IGS	BGS	CEGS	GT	2:06
1979-	BSHS	IGS	BBC	CEGS	GT	2:09.44
1980-	BSHS	BGS	GT	TSS	CEGS	2:04.51
1981-	BSHS	TGS	GT	TSS	BGS	2:02.56
1982-	BSHS	TSS	CEGS	BGS	TGS	2:04.51
1983-	BSHS	CEGS	GT	BGS	BBC	2:02.80
1984-	BSHS	BGS	BBC	IGS	CEGS	2:01.79
1985-	TSS	GT	ACGS	BSHS	BGS	2:02.80
1986-	GT	TSS	BSHS	BGS	BBC	2:03.22
1987-	BGS	BSHS	BBC	IGS	TSS	2:01.44
1988-	BSHS	BBC	GT	TSS	BGS	2:02.12
1989-	BSHS	GT	BGS	TSS	BBC	1:56.87
1990-	ACGS	GT	BSHS	BGS	BBC	1:59.92
1991-	GT	BGS	ACGS	BSHS	NC	1:56.21
1992-	ACGS	GT	BSHS	NC	BGS	1:58.63
1993-	BGS	NC	ACGS	BBC	BSHS	1:58.15
1994-	BSHS	NC	BGS	ACGS	GT	1:56.36
1995-	GT	NC	BGS	BBC	TGS	1:59.82
1996-	TSS	BGS	GT	NC	ACGS	1:59.57
1997-	ACGS	BGS	NC	TSS	TGS	1:57.33
1998-	BBC	ACGS	TSS	TGS	NC	1:59.86
1999-	NC	GT	TSS	IGS	ACGS	1:56.70
2000-	BGS	NC	GT	IGS	BBC	1:56.42
2001-	NC	IGS	GT	ACGS	TGS	1:56.60
2002-	NC	BGS	GT	IGS	TSS	1:57.56
2003-	BGS	TSS	GT	BSHS	IGS	1:55.60
2004-	IGS	NC	ACGS	TSS	BGS	1:54.48
2005-	GT	BGS	NC	BSHS	TSS	1:54.90
2006-	NC	TSS	ACGS	IGS	GT	1:55.40
2007-	NC	ACGS	GT	TSS	IGS	1:57.66
2008-	NC	BGS	ACGS	IGS	TSS	1:56.72
2009 -	NC	TSS	BSHS	IGS	BGS	1:55.32
2010 -	TSS	NC	IGS	ACGS	BGS	1:59.17
2011-	NC	TSS	TGS	BSHS	BGS	1:54.27 @
2012-	NC	TSS	GT	BGS	IGS	1:56.70
2013-	TGS	BSHS	ACGS	BGS	TSS	1:55.18
2014-	ACGS	BSHS	BGS	IGS	TSS	1:54.68
2015-	BSHS		TGS	GT	TSS	1:57.37
2016-	BGS					
2016-	TSS	BGS	BBC	ACGS	IGS	1:55.95

## 300 Metre Freestyle Relay: Under 15

Date	First	Second	Third	Fourth	Fifth	Time
1947-	NC	TSS	GT	BGS	TGS	3:27.4
1949-	CEGS	NC	GT	BGS	BBC	3:22 7/10
1950-	CEGS	TSS	BGS	GT	TGS	3:23 6/10
1952-	CEGS	GT	BGS	BBC	NC	3:18 8/10
1953-	CEGS	GT	BBC	BGS	NC	3:21 8/10
1954-	GT	NC	CEGS	BBC	BSHS	3.7 2/5
1955-	NC	CEGS	GT	BGS	BGS	3.7 3/5
1956-	CEGS	NC	GT	BBC	BBC	3.7 9/10
1957-	GT	CEGS	TSS	BBC	NC	3.8 2/5
1958-	BGS	GT	NC	CEGS	BBC	3.7 2/5
1959-	CEGS	GT	NC	BGS	BSHS	3.0
1960-	CEGS	GT	BGS	TSS	NC	2.59
1961-	CEGS	GT	NC	BGS	TSS	2:59 5/10
1962-	BGS	CEGS	GT	TSS	IGS	3.2 2/5
1963-	CEGS	BGS	GT	BBC	TSS	3.04
1964-	NC	CEGS	GT	TSS	BGS	2:54.6
1965-	BBC	CEGS	GT	NC	TSS	3.0.4
1968-	NC	GT	BSHS	CEGS	TSS	2:57.3
1969-	BSHS	BGS	CEGS	TSS	BBC	2:57.4
1970-	BGS	BSHS	CEGS	TSS	GT	2:53.0
1971-	TSS	GT	CEGS	BGS	NC	2:56.3

## 300 Metre Freestyle Relay: Under 15 (Continued)

Date	First	Second	Third	Fourth	Fifth	Time
1972-	CEGS	BGS	GT	BSHS	NC	2:56.0
1973-	BGS	CEGS	GT	BBC	IGS	2:48.1
1974-	BGS	GT	BSHS	CEGS	BBC	2:50.1
1975-	BGS	BSHS	CEGS	IGS	NC	2:54.5
1976-	GT	BGS	BSHS	NC	GT	2:53.9
1978-	NC	BSHS	BGS	CEGS	TSS	2:56.00
1979-	BGS	BSHS	GT	IGS	CEGS	2:51.64
1980-	BGS	BSHS	GT	NC	CEGS	2:52.23
1981-	BGS	BSHS	NC	BBC	GT	2:47.35
1982-	GT	IGS	BGS	BSHS	BBC	2:47.04
1983-	IGS	BSHS	BGS	NC	GT	2:45.23
1984-	GT	IGS	CEGS	BGS	BSHS	2:46.16
1985-	BGS	TGS	GT	ACGS	IGS	2:45.08
1986-	BGS	GT	NC	BBC	IGS	2:48.96
1987-	ACGS	NC	BGS	BBC	GT	2:44.90
1988-	ACGS	BBC	GT	NC	BGS	2:42.91
1989-	GT	ACGS	NC	BGS	BBC	2:45.07
1990-	BGS	IGS	NC	GT	ACGS	2:44.59
1991-	GT	NC	BGS	ACGS	BSHS	2:41.48
1992-	NC	ACGS	GT	BGS	TGS	2:43.57
1993-	GT	TSS	BBC	NC	BGS	2:42.94
1994-	BGS	NC	TSS	ACGS	GT	2:44.08
1995-	NC	BGS	ACGS	GT	BBC	2:40.44
1996-	BGS	NC	GT	BBC	IGS	2:41.73
1997-	NC	BBC	GT	BGS	IGS	2:41.13
1998-	NC	BBC	BGS	IGS	GT	2:40.55
1999-	BGS	NC	BBC	GT	IGS	2:39.33
2000-	GT	NC	BGS	BBC	TSS	2:44.38
2001-	BBC	BGS	NC	GT	TSS	2:38.34
2002-	BGS	NC	GT	TSS	IGS	2:40.02
2003-	NC	BGS	TSS	IGS	ACGS	2:39.66
2004-	BGS	BBC	NC	GT	IGS	2:41.68
2005-	BGS	NC	GT	IGS	BBC	2:39.22
2006-	NC	BGS	ACGS	GT	TSS	2:39.47
2007-	BGS	BBC	NC	ACGS	IGS	2:33.41 @
2008-	BGS	BBC	ACGS	GT	TSS	2:45.17
2009 -	GT	BBC	BGS	NC	TSS	2:41.66
2010 -	BBC	NC	GT	BGS	TSS	2:40.93
2011-	BGS	NC	GT	TSS	BBC	2:41.32
2012-	BGS	NC	TSS	GT	BBC	2:43.04
2013-	GT	NC	ACGS	TSS	BBC	2:40.51
2014-	NC	BBC	BGS	ACGS	TSS	2:42.87
2015-	BBC	IGS	NC	TSS	BSHS	2:37.88
2016-	BBC	TSS	BGS	ACGS	NC	2:42.83

## 200 Metre Medley Relay: Under 16

Date	First	Second	Third	Fourth	Fifth	Time
1974-	BGS	CEGS	BBC	GT	IGS	2:07.1
1975-	BGS	CEGS	GT	BSHS	TSS	2:01.9
1976-	BGS	BBC	BSHS	NC	GT	2:06.4
1977-	BGS	BSHS	TSS	CEGS	GT	2:06.5
1978-	BSHS	BGS	CEGS	TGS	BBC	2:08.00
1979-	BSHS	IGS	GT	TSS	BGS	2:01.66
1980-	BSHS	BBC	IGS	CEGS	BGS	2:00.28
1981-	BSHS	TSS	BGS	TGS	CEGS	2:01.34
1982-	BSHS	TGS	CEGS	BGS	GT	1:58.85
1983-	BSHS	NC	BGS	TSS	CEGS	2:00.78
1984-	BSHS	CEGS	IGS	GT	BBC	1:58.88
1985-	BSHS	BGS	IGS	BBC	TGS	1:58.36
1986-	BSHS	GT	BGS	ACGS	TSS	2:01.24
1987-	GT	BSHS	TSS	BBC	BGS	1:59.29
1988-	BGS	BSHS	BBC	TGS	IGS	1:57.66
1989-	BSHS	BBC	TSS	GT	BGS	1:57.48
1990-	BSHS	BGS	GT	BBC	TSS	1:52.30
1991-	GT	ACGS	NC	BSHS	BBC	1:55.08
1992-	GT	BGS	ACGS	BSHS	NC	1:54.19
1993-	GT	ACGS	BSHS	NC	BGS	1:55.29
1994-	ACGS	NC	BGS	BSHS	GT	1:55.37
1995-	NC	IGS	GT	BGS	ACGS	1:54.54
1996-	NC	GT	BGS	ACGS	IGS	1:53.99
1997-	GT	NC	TSS	BBC	BGS	1:54.43
1998-	IGS	BGS	NC	TSS	GT	1:53.89
1999-	NC	BBC	ACGS	BGS	TSS	1:52.09
2000-	NC	TSS	GT	BGS	IGS	1:53.00
2001-	BGS	GT	ACGS	IGS	TSS	1:54.48
2002-	NC	IGS	GT	ACGS	TGS	1:53.23
2003-	IGS	BGS	GT	TSS	ACGS	1:58.13
2004-	TSS	BGS	IGS	GT	BSHS	1:53.20
2005-	IGS	BBC	ACGS	NC	TSS	1:54.25
2006-	GT	NC	BSHS	IGS	BBC	1:53.22
2007-	NC	TSS	IGS	GT	BGS	1:53.40
2008-	TSS	NC	GT	ACGS	BGS	1:53.74
2009 -	NC	BGS	IGS	ACGS	TSS	1:53.05
2010 -	NC	ACGS	BGS	BSHS	IGS	1:53.34
2011-	NC	TSS	ACGS	IGS	BGS	1:54.06
2012-	TSS	NC	BGS	IGS	TGS	1:52.21
2013-	TSS	NC	BGS	IGS	TGS	1:51.61 @
2014-	TSS	BSHS	ACGS	BGS	TGS	1:53.28
2015-	ACGS	BGS	BSHS	IGS	TGS	1:52.25
2016-	TGS	BBC	BSHS	BGS	TSS	1:51.88

## 300 Metre Freestyle Relay: Under 16

Date	First	Second	Third	Fourth	Fifth	Time
1947-	CEGS	BGS	GT	NC	TSS	3.19 2/5
1948-	CEGS	NC	TSS	BGS	GT	3.12
1949-	NC	BGS	CEGS	TGS	GT	3.15 1/2
1950-	GT	CEGS	NC	TGS	BGS	3.12 2/10
1952-	GT	CEGS	NC	BGS	BBC	3.9 1/10
1953-	CEGS	BGS	BBC	TSS	GT	3.8 3/10
1954-	GT	NC	BGS	CEGS	BBC	3.8 1/2
1955-	GT	NC	CEGS	BBC	BGS	2.58 2/5
1957-	NC	CEGS	GT	TSS	BGS	2.58
1958-	CEGS	NC	GT	BGS	BBC	2.57 3/5
1959-	BBC	BGS	GT	NC	TSS	2.56 4/5
1960-	NC	GT	CEGS	BGS	TSS	2.57 3/5
1961-	CEGS	BGS				
1962-	CEGS	BGS	TSS	NC	BBC	2.53 5/10
1963-	CEGS	BGS				
1964-	NC	CEGS	TSS	BBC	BGS	2.53.8
1965-	CEGS	GT	TSS	NC	BGS	2.52.1
1968-	BSHS	GT	CEGS	NC	BBC	2.53.0
1969-	CEGS	NC	TSS	BGS	GT	2.51.4
1970-	BSHS	BGS	TSS	GT	CEGS	2.50.4
1971-	BGS	TSS	CEGS	BSHS	NC	2.49.2
1972-	BGS	CEGS	TGS	GT	NC	2.49.8
1973-	CEGS	BGS	GT	BSHS	NC	2.47.8
1974-	BGS	BSHS	GT/CEGS		NC	2.50.0
1975-	BGS	CEGS	GT	TSS	BSHS	2.45.8
1976-	BGS	CEGS	NC	BSHS	GT	2.53.4
1977-	GT	BGS	BSHS	CEGS	NC	2.50.0
1978-	BGS	BSHS	GT	NC	CEGS	2.51.1
1979-	BSHS	NC	BGS	CEGS	TSS	2.47.34
1980-	NC	BGS	GT	BSHS	CEGS	2.47.78
1981-	GT	BGS	BSHS	NC	CEGS	2.42.30
1982-	BGS	GT	BSHS	CEGS	NC	2.42.12
1983-	IGS	BGS	BSHS	CEGS	BBC	2.43.39
1984-	BGS	BSHS	GT	IGS	NC	2.39.37
1985-	GT	ACGS	BGS	BSHS	NC	2.39.96
1986-	BGS	BBC	TGS	ACGS	NC	2.42.74
1987-	NC	ACGS	BGS	GT	BSHS	2.40.15
1988-	ACGS	NC	GT	BBC	BGS	2.40.26
1989-	IGS	NC	GT	ACGS	BGS	2.42.28
1990-	GT	NC	ACGS	BGS	BSHS	2.38.99
1991-	BGS	GT	ACGS	NC	BBC	2.39.58
1992-	NC	GT	BGS	BSHS	IGS	2.33.81
1993-	BBC	NC	ACGS	GT	BGS	2.37.56
1994-	BBC	GT	NC	TSS	ACGS	2.34.09
1995-	NC	BGS	BSHS	BBC	TSS	2.36.41
1996-	BBC	NC	BGS	GT	ACGS	2.37.30
1997-	BGS	NC	GT	IGS	TSS	2.34.04
1998-	BBC	GT	NC	BGS	TSS	2.36.44
1999-	NC	BBC	GT	ACGS	BGS	2.39.92
2000-	BGS	NC	BBC	ACGS	IGS	2.36.80
2001-	BBC	NC	GT	BGS	IGS	2.33.19
2002-	BBC	BGS	NC	IGS	GT	2.38.95
2003-	NC	TSS	GT	BGS	BBC	2.32.44
2004-	NC	BGS	IGS	ACGS	TSS	2.37.16
2005-	BGS	TSS	ACGS	NC	TGS	2.37.10
2006-	NC	BGS	GT	BBC	IGS	2.34.81
2007-	NC	BGS	GT	ACGS	TSS	2:33.31
2008-	BGS	BBC	NC	TSS	GT	2:30.99 @
2009 -	BGS	NC	BBC	GT	ACGS	2:39.85
2010 -	GT	BGS	NC	BBC	TSS	2:35.68
2011-	BBC	BGS	NC	GT	TSS	2:37.69
2012-	TSS	NC	GT	BGS	BBC	2:36.75
2013-	NC	BGS	GT	TSS	BBC	2:33.38
2014-	GT	BGS	BBC	NC	TSS	2:33.71
2015-	BBC	TSS	NC	BGS	BSHS	2:37.00
2016-	TSS	NC	IGS	BBC	TGS	2:34.30

## 200 Metre Medley Relay: Open

Date	First	Second	Third	Fourth	Fifth	Time
1974-	TSS	BGS	CEGS	NC	GT	2.05.3
1975-	CEGS	BGS	BBC	BSHS	GT	2.05.3
1976-	BGS	CEGS	BSHS	GT	TGS	2.02.0
1977-	BGS	BSHS	CEGS	TGS	BBC	2.05.3
1978-	BGS	BSHS	CEGS	GT	IGS	2.03.8
1979-	BSHS	IGS	BGS	CEGS	TSS	2.03.43
1980-	BSHS	BGS	GT	IGS	NC	2.00.75
1981-	BSHS	BGS	TSS	BBC	TGS	2.03.01
1982-	BSHS	GT	BGS	TGS	BBC	1.55.30
1983-	BSHS	CEGS	GT	TGS	BBC	2.00.23
1984-	BSHS	BBC	CEGS	TSS	BGS	1.58.83
1985-	BBC	BSHS	GT	ACGS	BGS	1.53.58
1986-	BBC	BSHS	GT	BGS	IGS	1.58.01
1987-	BBC	TGS	TSS	BGS	ACGS	1.55.73
1988-	BGS	GT	TSS	BBC	IGS	1.55.33
1989-	BGS	BSHS	GT	TGS	TSS	1.54.28
1990-	GT	BSHS	BGS	TSS	NC	1.53.16
1991-	GT	BGS	BSHS	TSS	ACGS	1.55.83
1992-	GT	BSHS	NC	ACGS	BBC	1.53.59
1993-	BSHS	GT	ACGS	NC	BGS	1.51.75
1994-	GT	NC	BGS	ACGS	BSHS	1.51.04
1995-	BGS	GT	ACGS	NC	IGS	1.50.36
1996-	NC	ACGS	GT	BGS	BSHS	1.51.72

## 200 Metre Medley Relay: Open (Continued)

Date	First	Second	Third	Fourth	Fifth	Time
1997-	NC	TGS	BGS	IGS	GT	1:51.79
1998-	GT	TSS	NC	BGS	TGS	1:51.39
1999-	BGS	ACGS	IGS	TSS	TGS	1:50.11
2000-	NC	TSS	BGS	ACGS	BBC	1:48.98
2001-	NC	TSS	BGS	BGS	IGS	1:51.57
2002-	NC	GT	BGS	TSS	IGS	1:51.24
2003-	NC	GT	TSS	TGS	IGS	1:50.52
2004-	NC	TSS	IGS	BSHS	ACGS	1:49.86
2005-	IGS	TSS	BGS	GT	BSHS	1:50.00
2006-	TSS	IGS	BBC	NC	ACGS	1:50.59
2007-	TSS	BSHS	IGS	ACGS	NC	1:47.83
2008-	TSS	NC	IGS	ACGS	BSHS	1:48.52
2009 -	TSS	ACGS	GT	NC	BGS	1:49.71
2010-	NC	IGS	BGS	ACGS	TSS	1:50.96
2011-	NC	ACGS	BGS	BSHS	TGS	1:49.89
2012-	ACGS	TGS	IGS	BGS	NC	1:51.61
2013-	TSS	BGS	GT	IGS	TGS	1:48.15
2014-	TSS	GT	IGS	BGS	ACGS	1:46.38
2015-	TSS	ACGS	BBC	BSHS	TGS	1:45.71@
2016-	TSS	ACGS	BGS	TGS	IGS	1:48.38

## 300 Metre Freestyle Relay: Open

Date	First	Second	Third	Fourth	Fifth	Time
1947-	CEGS	TGS	BGS	GT	NC	3.8 1/2
1948-	BGS	CEGS	TGS	TSS	BSHS	3.9 3/10
1949-	CEGS	NC	TSS	BGS	BBC	3.4 9/10
1950-	CEGS	NC	BGS	BBC	GT	2.59 3/10
1952-	CEGS	GT	NC	TSS	BBC	3.3 1/10
1953-	GT	BBC	NC	CEGS	TSS	2.59 6/10
1954-	BBC	GT	NC	CEGS	BGS	2.59 1/5
1955-	NC	GT	BGS	CEGS	BBC	2.57 4/5
1956-	CEGS	NC	GT	BGS	TSS	2.54 4/5
1957-	GT	CEGS	NC	BGS	TSS	2.53
1958-	GT	BGS	CEGS	BBC	BBC	2.51 4/5
1959-	CEGS	GT	NC	BBC	BGS	2.47 4/5
1960-	CEGS	TSS	BBC	GT	BGS	2.49 3/5
1961-	CEGS	TSS	GT	BGS	NC	2.48
1962-	CEGS	GT	TSS	NC	BGS	2.44 4/5
1963-	CEGS	GT	TSS	BGS	NC	2.43.7
1964-	CEGS	BSHS	NC	TSS	GT	2.45
1965-	TSS	CEGS	GT	NC	BGS	2.44.5
1968-	CEGS	GT	BGS	TSS	BSHS	2.44.1
1969-	GT	CEGS	IGS	TSS	BBC	2.45.7
1970-	CEGS	TSS	BSHS	GT	BGS	2.45.8
1971-	BSHS	BGS	TSS	GT	CEGS	2.46.8
1972-	BSHS	CEGS	TSS	BGS	GT	2.45.3
1973-	GT	CEGS	TSS	BGS	TGS	2.43.2
1974-	GT	CEGS	BGS	NC	BSHS	2.42.1
1975-	BGS	GT	BSHS	CEGS	NC	2.46.7
1976-	BGS	CEGS	BSHS	GT	NC	2.42.6
1977-	BGS	CEGS	BSHS	NC	IGS	2.48.6
1978-	GT	BGS	BSHS	NC	CEGS	2.45.06
1979-	BGS	BSHS	NC	GT	CEGS	2.45.42
1980-	BSHS	NC	CEGS	TGS	GT	2.41.21
1981-	IGS	BSHS	BGS	GT	NC	2.38.62
1982-	GT	BGS	BSHS	TSS	CEGS	2.38.35
1983-	BSHS	GT	BGS	IGS	NC	2.35.67
1984-	CEGS	IGS	BSHS	BGS	BBC	2.39.28
1985-	BGS	GT	ACGS	BSHS	NC	2.38.18
1986-	ACGS	BGS	BBC	GT	NC	2.39.23
1987-	ACGS	BBC	GT	BGS	IGS	2.35.77
1988-	ACGS	NC	BGS	GT	TSS	2.36.79
1989-	BGS	ACGS	NC	BBC	BSHS	2.37.06
1990-	NC	ACGS	IGS	GT	BSHS	2.36.19
1991-	BBC	NC	GT	TSS	BGS	2.34.82
1992-	GT	NC	BGS	BSHS	ACGS	2.34.91
1993-	NC	GT	TSS	BGS	BSHS	2.33.30
1994-	BBC	NC	BGS	GT	ACGS	2.33.87
1995-	NC	BBC	BGS	GT	ACGS	2.29.89
1996-	NC	BBC	TGS	BGS	ACGS	2.31.30
1997-	NC	ACGS	BBC	BGS	TSS	2.29.05
1998-	BGS	NC	GT	BBC	TSS	2.30.54
1999-	NC	GT	BBC	BGS	ACGS	2.28.48
2000-	BGS	GT	NC	ACGS	TGS	2.32.80
2001-	NC	GT	IGS	BGS	BBC	2.31.92
2002-	BBC	NC	GT	BGS	TGS	2.32.18
2003-	IGS	NC	BGS	ACGS	BBC	2.28.19
2004-	NC	TSS	GT	BGS	IGS	2.28.60
2005-	TSS	BGS	NC	ACGS	IGS	2.30.49
2006-	TSS	BGS	BSHS	NC	ACGS	2.29.91
2007-	TSS	GT	NC	BGS	IGS	2:27.87
2008-	TSS	NC	GT	BGS	ACGS	2:30.52
2009 -	BGS	TSS	NC	BBC	ACGS	2:25.80 @
2010-	TSS	BGS	GT	BBC	NC	2:35.09
2011-	GT	BGS	BBC	NC	TSS	2:32.98
2012-	TSS	NC	BGS	GT	BBC	2:30.98
2013-	TSS	BBC	BGS	NC	GT	2:31.74
2014-	TSS	NC	BGS	BBC	ACGS	2:27.29
2015-	TSS	BGS	GT	IGS	ACGS	2:30.24
2016-	TSS	BGS	BSHS	GT	NC	2:28.07



# RECORDS OF OLD EVENTS

Date	First	Second	Third	Forth	Fifth	Time
<b>50 Yards: Under 14</b>						
1921-	R.Browne (GT)	J. Collins (BGS)	J. Talty (NC)			37.1/5
1922-	J.P. Lacey (GT)	W. McAuliffe (NC)	Elliott (TSS)			35.3/5
1923-	J. Henderson (CEGS)	D. Hudson (BGS)	T. Dallon (NC)			36.2/5
1924-	M. Simpson (BGS)	L. Draney (NC)	W. Cameron (TSS)			34.4/5
1925-	P. Scanlan (NC)	R.J. McConnell (CEGS)	O'Connor (TSS)			32.1/5
<b>50 Yards: Under 15</b>						
1918-	L. Fogarty (GT)	C. Jessop (CTC)	L. South (BGS)			33
1919-	J. Mobrai (GT)	E. Lucy (BGS)	R. Biggs (CEGS)			30
1920-	R. Stephenson (BGS)	E. Ryan (NC)	T. Hay (TGS)			32
1921-	R.M. Ward (CTC)	J. Cooper (NC)	T. Oates (BGS)			35
1922-	J. Gibson (BGS)	T. Beirne (NC)	J. Alexander (BSHS)			32
1923-	W. McAuliffe (NC)	Cameron (TSS)	L. Stewart (BBC)			33.4/5
1924-	W. Boyle (NC)	G. Hudson (BGS)	C. Lethbridge (TSS)			32.4/5
1925-	Petrie (TSS)	N. Gredden (IGS)	A. Fites (BGS)			31.1/5
<b>100 Yards Relay: Under 15</b>						
1918-	GT	BGS	CTC			No time taken
1919-	GT	BGS	CTC			61
1920-	BGS	NC	CTHS			
1921-	NC	TSS	BBC			66
1922-	BGS	NC	TSS			62.2/5
1923-	BBC	CEGS	NC			59.4/5
1924-	BGS	BSHS	CEGS			60.2/5
1925-	BGS	TSS	NC			61
<b>200 Yards Relay: Under 15</b>						
1926-	CEGS	NC	BBC			2.24.1/5
1927-	BBC	BSHS	BGS			2.29.2/5
1928-	GT	BGS	TSS			2.40.1/5
1929-	CEGS	BGS	GT			2.23.1/5
1930-	TGS	BGS	GT			2.20.1/5
1931-	NC	BGS	TSS			2.21.4/5
1933-	BGS	TSS	BBC			2.21.3/5
1934-	GT	TGS	TSS			2.22.4/5
1935-	GT	TGS	CEGS			2.16.3/5
1936-	CEGS	TGS	BBC	BGS	TSS	2.11.4/5
1937-	TGS					
1939-	CEGS	BGS	GT	NC	TSS	2.14.1/5
1940-	CEGS	BGS	GT	NC	BBC	2.17.1/5
1941-	CEGS	TGS	BGS & GT (tie)	BSHS		2.16
1943-	BGS	CEGS	NC	TGS	GT	2.15.1/5
1944-	TGS	CEGS	NC	TSS	NC	2.18
1945-	CEGS	BSHS	TGS	BBC	BGS	2.9.1/2
<b>100 Yards Freestyle: Under 16</b>						
1919-	F. Venning (GT)	G. Capper (BGS)	L. Creedy (NC)			73
1920-	T. Ervine (BGS)	J. Corrigan (GT)	J. McCormack (NC)			75.1/5
1921-	J. Lee (BGS)	T. Lacey (GT)	M. Pike (CEGS)			78.2/5
1922-	E. Joyce (NC)	L. Elliott (IGS)	L. McLean (TSS)			75.2/5
1923-	F. Smith (IGS)	G. Douglas (BBC)	N. Wilmington (NC)			77.1/5
1924-	D. Persse (CEGS)	K. Sylow (BGS)	E. Hogan (GT)			69.4/5
1925-	H. Day (BGS)	A. McIntyre (TGS)	C. Taylor (BSHS)			67.2/5
<b>200 Metre Brace Relay: Under 16</b>						
1929-	TSS	BGS	GT			2.35.3/5
1930-	BGS	CEGS	TGS			2.31.4/5
1931-	BGS	TGS	GT			2.33.4/5
1932-	No competition					
1933-	TGS	BSHS	BBC			2.34.4/5
1934-	BSHS	TGS	TSS			2.31.1/5
1935-	TSS	TGS	GT			2.34.2/5
<b>50 Yards: Open</b>						
1918-	M. Fogarty (GT)	C. Williams (NC)	F. Neilsen (BGS)			28.3/5
1919-	J. Cooper (CTHS)	M. Fogarty (GT)	G. Burns (BGS)			27.1/5
1920-	C. Creedy (NC)	C.W. Schafter (BGS)	J. Mowbray (GT)			303/5
1921-	J. Champion (TSS)	J. Mowbray (GT)	C. Creedy (NC)			30
1922-	J. Champion (TSS)	C. Creedy (NC)	H. Beaman (CEGS)			28.2/5
1923-	C. Creedy (NC)	R. Ward (BGS)	A.G. Gerrand (BSHS)			30
1924-	R. Ward (BGS)	L. McLean (TSS)	L. Dunn (NC)			27.4/5
1925-	R. Ward (BGS)	I. Leahy (TSS)	V. Ferry (GT)			30
<b>100 Yards: Open</b>						
1918-	M. Fogarty (GT)	C. Williamson (NC)	N. Vallery (BGS)			70
1919-	J. Cooper (CTC)	A.B. Lucy (BGS)	K.R. Townley (NC)			72
1920-	K. Stack (GT)	C. Creedy (NC)	S.C. Garrett (BGS)			71
1921-	C. Creedy (NC)	J. Champion (TSS)	C. Corrigan (GT)			69
1922-	J. Champion (TSS)	C. Creedy (NC)	H.B. Beaman (CEGS)			67.4/5
1923-	C. Creedy (NC)	J.E. Pike (TSS)	J. Lissner (BGS)			70.1/5
1924-	R. Ward (BGS)	L. McLean (TSS)	G. Douglas (BBC)			68
1925-	R. Ward (BGS)	J. Alexander (BSHS)	D. Persse (CEGS)			67

# RECORDS OF OLD EVENTS

Date	First	Second	Third	Forth	Fifth	Time
------	-------	--------	-------	-------	-------	------

## 440 Yards: Open

1918-	J. Cooper (NC)	P. Neilsen (BGS)	K. Stack (GT)			6.45
1919-	J. Cooper (CTC)	Hay (GT)	H.Dixon (TSS)			6.19
1920-	K.R. Townley (NC)	F.W. Nicklin (BGS)	K. Stack (GT)			6.47
1921-	C. Inman (TSS)	R. Stephenson (BGS)	T.P. Fowler (CEGS)			6.32
1922-	C. Inman (TSS)	W. Lacey (GT)	R. Stephenson (BGS)			6.20
1923-	E. Pike (TSS)	A. McShane (NC)	A.C. Gerrand (BSHS)			6.37
1924-	K. Sylow (BGS)	A. McShane (NC)	J. Cameron (TSS)			6.23.4/5
1925-	K. Sylow (BGS)	J. Killey (BGS)	A. McShane (NC)			6.32

## 50 Yards Back and Breastroke: Open

1918-	N. Vallery (BGS)	H. Horstmann (NC)	T. Cannon (GT)			40
1919-	J.G. Drake (BGS)	J. Simmonds (BBC)	F. Venning (GT)			43
1920-	J.G. Drake (BGS)	A. Cole (GT)	L. Dunn (NC)			42
1921-	G. Cole (GT)	T. Collins (CEGS)	J. Gibson (BGS)			41
1922-	G. Cole (GT)	P. Lutvey (NC)	T. Collins (CEGS)			40.1/5
1923-	T. Collins (CEGS)	J. Gibson (BGS)	P. Lutvey (NC)			38.4/5
1924-	G. Douglas (BBC)	N. Ward (BGS)	P. Neville (NC)			38.215
1925-	T.S. Cullinan (NC)	M. Gannon (BGS)	D. Snelling (CEGS)			42.3/5

## 50 Metre Backstroke: Open

1926-	J. Overell (TSS)	D. Snelling (CEGS)	Nelson (BGS)			42.315
1927-	K. Sylow (BGS)	J. Overell (TSS)	A. McShane (NC)			40.315
1928-	J. Cran (TSS)	J. Forster (CEGS)	C. Jocumsen (NC)			39.215
1929-	R. Overell (TSS)	C. Jocumsen (NC)	P. McGovern (GT)			39.215
1930-	R. Overell (TSS)	J. Heaslop (CEGS)				39.415
1931-	R. Overell (TSS)	C. Jocumsen (NC)	J. Moffat (BGS)			36.415
1933-	J. Barbat (BGS)	D. Tochey (NC)	W. Douglas (TSS)			39.115
			E. Muller (TGS), tie			
1934-	H. Krebs (IGS)	O.W. Salkeld (BGS)	D. Vincent (BSHS)			38.215
1935-	T. Muller (TGS)	A. Krebs (IGS)	J. Venning (GT)			37.215
1936-	A. Krebs (IGS)	J. Venning (GT)	W. Stuart (TGS)	W. Buchanan (TSS)	G. Mildeeke (BSHS)	36.415
1937-	J. Parkinson (CEGS)	J. Bernays (TGS)	C. Wright (BBC)	W. Heatley (TSS)	N. Miller (BGS)	37
1939-	J.S. Parkinson (CEGS)	J.C. Rivett (TGS)	T.J. Grant (GT)	K. Beltoft (NC)	E.J. Reed (BBC)	35
1940-	D. Wilson (CEGS)	J.F. Moylan (GT)	M.E. Fraser (TSS)	W.H. Irving (BGS)	J. Stuart (TGS)	38
1941-	A. Davidson (CEGS)	G. Stuart (TGS)	J.J. Grant (GT)	J.A. Bell (TSS)	B.H. Dowling (BGS)	37
1943-	P. Mactaggart (CEGS)	N.C. Perkins (BGS)	W. Wright (TGS)	F.J. Hebbel (BBC)	R. O'Shea (NC)	35.215
1944-	P.D. Lyons (BGS)	N.M. Gow (CEGS)	R.J. Scott (TGS)	K. O'Neill (NC)	P. Lowry (BSHS)	37
1945-	J. Card (TGS)	W. Chandler (TSS)	I.D. Brown (BGS)	J. Falconer (CEGS)	F.J. Williams (GT)	35.315

## 50 Metre Breastroke: Open

1926-	A. McShane (NC)	H. Carter (TSS)	C. Campbell (BGS)			41.415
1927-	A. McShane (NC)	P. Scanlan (GT)	D. Negus (BSHS)			39.115
1928-	M. Muller (TGS)	E. Pym (BGS)	P. Scanlan (NC)			42
1929-	A. Rowan (CEGS)	E. Collings (BGS)	J. McWhirter (TSS)			43.315
1930-	J. McWhirter (TSS)	R. Fraser (CEGS)	P. Hart (BGS)			41
1931-	G. Vowles (BGS)	C. Jocumsen (NC)	R. Overell (TSS)			42
1933-	J. Gould (IGS)	D. Morelli (NC)	R.C. Faine (TSS)			40
1934-	J. Gould (IGS)	V.M. Nicholson (TSS)	A.A. Hurwood (BGS)			38.415
1935-	J. Gould (IGS)	G.B. Evans (BGS)	W. Arrowsmith (BBC)			37
1936-	G.B. Evans (BGS)	S.P. Larsen (TSS)	B. Mulcahy (GT)	R. Parkinson (CEGS)	F. Gaven (NC)	38.215
1937-	C. Bernays (TGS)	R. Wright (BBC)	C. Chaplain (BGS)	J. Manly (BSHS)		39
				M. Ritte (CEGS), tie		
1939-	W. Gradwell (-)	K. Biltoft (NC)	A. Morgan (IGS)	L. Ricketts (BBC)	R. Fraser (TGS)	42.415
1940-	T.J. Cottee (CEGS)	D. Campbell (BSHS)	J. Johnson (TSS)	B. Lewis (NC)	A. McClymont (TGS)	40.415
1941-	M. Emerson (CEGS)	S.R. Anderson (BBC)	F. Campbell (BSHS)	P.B. Lyons (BGS)	K.A. Stephens (TGS)	39
1943-	P.B. Lyons (BGS)	J. Roe (CEGS)	S.R. Anderson (BBC)	P. Byrne (NC)	H. Longland (TGS)	36.315
1944-	P.B. Lyons (BGS)	W.R. Dowd (BBC)	N.F. Parker (CEGS)	H. Longland (BGS)	R. McCannon (NC)	37.1110
1945-	I.D. Brown (BGS)	I.L. Irvine (CEGS)	W.R. Dowd (BBC)	B. Cahill (NC)	G. Edwards (TSS)	39

## 100 Yards Relay: Open

1918-	BGS	NC	GT			58
1919-	GT	BBC	TSS			57
1920-	GT	NC	BGS			56
1921-	TSS	GT	TGS			56
1922-	TSS	NC	GT			55
1923-	BGS					
1924-	BGS	TSS	CEGS			55.1/10
1925-	BGS	TSS	BSHS			53

## 200 Metre Relay: Open

1926-	BGS	TSS	NC			2.41.1/5
1927-	BGS	NC	CEGS			2.10.3/5
1928-	BGS	TSS	BSHS			2.15.2/5
1930-	CEGS	BGS	TGS			2.10.1/5
1931-	BGS	TSS	CEGS			2.8.3/5
1934-	BGS	TSS	TGS			2.6.2/5
1935-	CEGS	TGS	BGS			2.6.4/5
1936-	BGS	CEGS	TGS	TSS	GT	2.6
1937-	CEGS	BGS	BBC	TGS	TSS	2.3.1/5
1939-	CEGS	TGS	TSS	BBC	GT	2.2.1/5
1940-	CEGS	BGS	GT	TGS	BBC	2.5.4/5
1941-	CEGS	GT	TGS	BBC	BGS	2.6.3/5
1943-	CEGS	BGS	TGS	BBC	BSHS	2.2.4/5
1944-	BGS	CEGS	NC	BSHS	TGS	2.7.4/5
1945-	TSS	CEGS	NC	TGS	BGS	2.3.2/5

# HISTORY OF GPS PREMIERS

## Basketball

1986	Ipswich Grammar School
1987	Brisbane Boys' College
1988	Anglican Church Grammar School
1989	Anglican Church Grammar School
1990	Anglican Church Grammar School & Nudgee College (tie)
1991	Nudgee College & Ipswich Grammar School (tie)
1992	Nudgee College & Ipswich Grammar School (tie)
1993	Ipswich Grammar School
1994	Ipswich Grammar School (The Bro. C. L. Dillon Memorial Trophy)
1995	Brisbane Boys' College
1996	Ipswich Grammar School
1997	Gregory Terrace
1998	Brisbane State High School & Nudgee College (tie)
1999	Brisbane State High School
2000	Brisbane State High School & Gregory Terrace (tie)
2001	Nudgee College
2002	Brisbane State High School
2003	Nudgee College
2004	Brisbane State High School & Gregory Terrace (tie)
2005	Brisbane Boys' College
2006	Brisbane State High School
2007	Brisbane State High School
2008	Anglican Church Grammar School
2009	The Southport School
2010	Brisbane State High School
2011	Brisbane State High School & Brisbane Boys' College (tie)
2012	The Southport School
2013	Anglican Church Grammar School
2014	Anglican Church Grammar School
2015	Ipswich Grammar School
2016	Brisbane State High School

## Chess

1995	Brisbane Grammar School
1996	Brisbane Grammar School
1997	Anglican Church Grammar School
1998	Anglican Church Grammar School
1999	Anglican Church Grammar School
2000	Anglican Church Grammar School
2001	Anglican Church Grammar School
2002	Anglican Church Grammar School
2003	Brisbane Grammar School
2004	Brisbane State High School
2005	Brisbane State High School
2006	Toowoomba Grammar School (tie)
2007	Brisbane Grammar School
2008	Anglican Church Grammar School
2009	Brisbane Grammar School
2010	Anglican Church Grammar School & Brisbane Grammar School (tie)
2011	Brisbane Grammar School
2012	Brisbane Grammar School
2013	Brisbane Grammar School
2014	Brisbane Grammar School
2015	Anglican Church Grammar School
2016	Brisbane Grammar School

## Cricket

1919	Brisbane Grammar School
1920	Brisbane Grammar School & The Southport School (tie)
1921	Brisbane Grammar School
1922	Ipswich Grammar School & Nudgee College (tie)
1923	Toowoomba Grammar School & The Southport School (tie)
1924	Toowoomba Grammar School
1925	Nudgee College
1926	The Southport School
1927	The Southport School
1928	Toowoomba Grammar School & The Southport School (tie)
1929	The Southport School & Church of England Grammar School (tie)
1930	Brisbane Grammar School
1931	Brisbane Grammar School & Church of England Grammar School (tie)
1932	Toowoomba Grammar School
1933	Toowoomba Grammar School
1934	Church of England Grammar School

1935	Church of England Grammar School
1936	Toowoomba Grammar School
1937	Ipswich Grammar School
1938	Nudgee College
1939	Nudgee College
1940	Church of England Grammar School
1941	Church of England Grammar School
1942 to 1945	No Competitions (World War II)
1946	Brisbane Grammar School
1947	Brisbane Boys' College
1948	Church of England Grammar School
1949	Brisbane State High School
1950	Church of England Grammar School
1952	Gregory Terrace
1953	Ipswich Grammar School
1954	Brisbane Grammar School
1955	Brisbane Grammar School & Church of England Grammar School (tie)
1956	Brisbane Grammar School
1957	Ipswich Grammar School
1958	Ipswich Grammar School
1959	Church of England Grammar School
1960	Brisbane Grammar School
1961	Brisbane Grammar School
1962	Brisbane Boys' College & Church of England Grammar School (tie)
1963	Church of England Grammar School
1964	Nudgee College
1965	Brisbane Grammar School
1966	Brisbane State High School
1967	Church of England Grammar School
1968	Ipswich Grammar School
1969	Ipswich Grammar School
1970	The Southport School
1971	The Southport School & Brisbane Grammar School (tie)
1972	The Southport School
1973	The Southport School
1974	The Southport School
1975	Ipswich Grammar School
1976	Church of England Grammar School
1977	Brisbane State High School
1978	Brisbane Grammar School
1979	Brisbane State High School
1980	The Southport School
1981	The Southport School (The Earle Williams Trophy)
1982	The Southport School
1983	Brisbane Grammar School
1984	Church of England Grammar School
1985	Brisbane Boys' College
1986	Toowoomba Grammar School
1987	Toowoomba Grammar School
1988	Toowoomba Grammar School
1989	Ipswich Grammar School
1990	Toowoomba Grammar School
1991	Nudgee College
1992	Brisbane State High School
1993	Brisbane State High School
1994	Nudgee College
1995	Brisbane Boys' College
1996	Anglican Church Grammar School
1997	Anglican Church Grammar School
1998	Nudgee College
1999	Anglican Church Grammar School
2000	Toowoomba Grammar School
2001	Nudgee College
2002	Brisbane State High School
2003	Brisbane Boys' College
2004	Gregory Terrace
2005	Toowoomba Grammar School
2006	Ipswich Grammar School
2007	Ipswich Grammar School
2008	Ipswich Grammar School
2009	Nudgee College
2010	The Southport School
2011	The Southport School
2012	Anglican Church Grammar School
2013	Brisbane Grammar School
2014	The Southport School
2015	The Southport School
2016	Ipswich Grammar School

## Cross Country

(The Jack Ross Trophy)	
1971	Church of England Grammar School
1972	Church of England Grammar School
1973	Church of England Grammar School
1974	Brisbane Grammar School
1975	Brisbane Grammar School & Church of England Grammar School (tie)
1976	Church of England Grammar School
1977	Church of England Grammar School
1978	Church of England Grammar School
1979	Brisbane Grammar School
1980	Church of England Grammar School
1981	Brisbane Grammar School
1982	Brisbane Grammar School
1983	Church of England Grammar School
1984	Brisbane Grammar School
1985	Anglican Church of Grammar School
1986	Anglican Church of Grammar School
1987	Anglican Church of Grammar School
1988	Anglican Church of Grammar School
1989	Anglican Church of Grammar School
1990	The Southport School
1991	Ipswich Grammar School
1992	Ipswich Grammar School
1993	Brisbane Grammar School
1994	Brisbane Grammar School
1995	Brisbane Grammar School
1996	Brisbane Grammar School
1997	Brisbane Grammar School
1998	Brisbane Grammar School
1999	Nudgee College
2000	Brisbane Grammar School
2001	Gregory Terrace
2002	Gregory Terrace
2003	Gregory Terrace
2004	Gregory Terrace & Ipswich Grammar School (tie)
2005	Nudgee College
2006	Brisbane Grammar School
2007	Anglican Church Grammar School & Ipswich Grammar School (tie)
2008	Gregory Terrace
2009	Anglican Church Grammar School
2010	Gregory Terrace & Nudgee College (tie)
2011	Gregory Terrace
2012	Anglican Church Grammar School
2013	Gregory Terrace
2014	(Y5-7) Anglican Church Grammar School
2014	(Y8-12) Gregory Terrace
2015	(Y5-7) Nudgee College
2015	(Y7-12) Nudgee College
2016	(Y5-7) Nudgee College
2016	(Y7-12) Brisbane Grammar School

## Debating

2002	Gregory Terrace & Brisbane Grammar School (tie)
2003	Brisbane Grammar School
2004	Brisbane Grammar School
2005	Brisbane Grammar School & Gregory Terrace (tie)
2006	Gregory Terrace
2007	Anglican Church Grammar School (The Vicki Sargent Memorial Trophy)
2008	Brisbane Grammar School
2009	Brisbane Grammar School
2010	Brisbane Grammar School
2011	Brisbane Grammar School
2012	Anglican Church Grammar School
2013	Brisbane Grammar School
2014	Brisbane Grammar School
2015	Brisbane Grammar School
2016	Brisbane Grammar School

# HISTORY OF GPS PREMIERS

## Football (formerly known as Soccer)

1991	Brisbane Boys' College
1992	Brisbane Grammar School
1993	Brisbane Boys' College
1994	Brisbane Grammar School
1995	Nudgee College
1996	Ipswich Grammar School
1997	Nudgee College
1998	Ipswich Grammar School & Nudgee College (tie)
1999	Brisbane Grammar School
	& Ipswich Grammar School (tie)
2000	Brisbane Grammar School
2001	Nudgee College
2002	Ipswich Grammar School
2003	Nudgee College
2004	Brisbane Boys' College
2005	Brisbane State High School
2006	Brisbane Grammar School
	& Brisbane State High School (tie)
2007	Brisbane Grammar School
2008	Ipswich Grammar School
2009	Ipswich Grammar School
2010	Brisbane Boys' College
2011	Brisbane Boys' College
2012	The Southport School
2013	Nudgee College & The Southport School (tie)
2014	Nudgee College & The Southport School (tie)
2015	Toowoomba Grammar School
2016	Toowoomba Grammar School & Nudgee College [tie]

## Gymnastics

1915	Brisbane Grammar School
1916	Nudgee College
1917	Brisbane Grammar School
1918	Brisbane Grammar School (GPS commenced 1918)
1919	Gregory Terrace
1920	Nudgee College
1921	Brisbane Grammar School
1922	Brisbane Grammar School
1923	Brisbane Grammar School
1924	No Competition
1925	Brisbane Grammar School
1926	Brisbane Grammar School
1927	Brisbane Grammar School
1928	Brisbane Grammar School
1929 to 1932	No Competitions
1933	Brisbane Grammar School
1934	Brisbane Grammar School
1935	The Southport School
1936	The Southport School
1937	Brisbane Grammar School
1938	Brisbane Grammar School
1939	Brisbane Grammar School
1940	Church of England Grammar School
1941	Gregory Terrace
1942	Gregory Terrace
1943	Brisbane Grammar School
1944	Brisbane Grammar School
1945	Brisbane Grammar School
1946	Brisbane Grammar School
1947	Brisbane Grammar School
1948	Brisbane Grammar School
1949	Church of England Grammar School
1950	Brisbane Grammar School
1951	Brisbane Grammar School
1952	Church of England Grammar School
1953	Brisbane Grammar School
1954	Church of England Grammar School
1955	Church of England Grammar School
1956	Church of England Grammar School
1957	Brisbane Grammar School
1958	Brisbane Grammar School
1959	Brisbane Grammar School
1960	Brisbane Grammar School
1961	Brisbane Grammar School
1962	The Southport School
1963	The Southport School
1964	Church of England Grammar School
1965	Church of England Grammar School
1966	Brisbane Grammar School

1967	Brisbane Grammar School
1968	Brisbane Grammar School
1969	Church of England Grammar School
1970	Brisbane Grammar School
1971	Brisbane Grammar School
1972	Brisbane Grammar School
1973	Brisbane Grammar School
1974	Brisbane Grammar School
1975	Brisbane Grammar School
1976	Brisbane Grammar School
1977	Brisbane Grammar School
1978	Brisbane Grammar School
1979	Brisbane Grammar School
1980	Brisbane Grammar School
1981	Brisbane Grammar School
1982	Brisbane Grammar School
1983	Brisbane Grammar School
1984	Brisbane Grammar School
1985	Brisbane Grammar School
1986	Brisbane Grammar School
1987	Brisbane Grammar School
1988	Anglican Church Grammar School
1989	Anglican Church Grammar School
1990	Anglican Church Grammar School
	(The Jim Young Cup)
1991	Anglican Church Grammar School
1992	Brisbane Grammar School
1993	Toowoomba Grammar School
1994	Toowoomba Grammar School & Gregory Terrace (tie)
1995	Gregory Terrace
1996	Nudgee College
1997	Anglican Church Grammar School
1998	Brisbane Boys' College
1999	Brisbane Boys' College
2000	Brisbane Boys' College
2001	Brisbane Boys' College
2002	Anglican Church Grammar School
2003	Anglican Church Grammar School
2004	Brisbane Grammar School
	& Brisbane Boys' College (tie)
2005	Brisbane Grammar School
2006	Brisbane Grammar School
2007	Brisbane Boys' College
2008	The Southport School
2009	The Southport School
2010	The Southport School
2011	Brisbane Grammar School
2012	Brisbane Grammar School
2013	Brisbane Grammar School
2014	Brisbane Grammar School
2015	Brisbane Grammar School
2016	Brisbane Grammar School

## Rowing

	(The O'Connor Cup)
1918	The Southport School
1919	Brisbane Boys' College
1920	The Southport School
1921	The Southport School
1922	Church of England Grammar School
1923	The Southport School
1924	Brisbane Boys' College
1925	Brisbane State High School
1926	Church of England Grammar School
1927	Brisbane State High School
1928	Brisbane Grammar School
	& Brisbane State High School (tie)
1929	Brisbane Grammar School
1930	The Southport School
1931	The Southport School
1932	Brisbane State High School
1933	The Southport School
1934	Brisbane Grammar School
1936	Church of England Grammar School
1937	Brisbane Boys' College
1938	Brisbane Boys' College
1939	Church of England Grammar School
1940	Church of England Grammar School
1941	Church of England Grammar School
1942 to 1945	No Competition

1946	Brisbane Boys' College
1947	Brisbane Boys' College
1948	Brisbane State High School
1949	Brisbane Boys' College
1950	Brisbane Boys' College
1951	Brisbane Boys' College
1952	Brisbane Boys' College
1953	The Southport School
1954	The Southport School
1955	Brisbane Grammar School (First year in eights)
1956	Brisbane Boys' College
1957	Brisbane Boys' College
1958	The Southport School
1959	The Southport School
1960	Brisbane Grammar School
1961	Brisbane Boys' College
1962	Brisbane Boys' College
1963	Church of England Grammar School
1964	Brisbane Grammar School
1965	Brisbane Boys' College
	& Brisbane Grammar School (tie)
1966	Brisbane Boys' College
1967	Brisbane Grammar School
1968	Brisbane Boys' College
1969	Church of England Grammar School
1970	The Southport School
1971	Church of England Grammar School
1972	Brisbane Boys' College
1973	Church of England Grammar School
1974	Brisbane Boys' College
1975	Church of England Grammar School
1976	Brisbane Grammar School
1977	Brisbane Grammar School
1978	The Southport School
1979	Brisbane Grammar School
1980	Brisbane Grammar School
1981	Brisbane Grammar School
1982	Gregory Terrace
1983	No Race
1984	Brisbane Grammar School
1985	The Southport School
1986	The Southport School
1987	The Southport School
1988	Brisbane Grammar School
1989	The Southport School
1990	Brisbane Boys' College
1991	The Southport School
1992	Brisbane Boys' College
1993	Brisbane Boys' College
1994	Gregory Terrace
1995	Brisbane Grammar School
1996	Gregory Terrace
1997	Brisbane Grammar School
1998	Anglican Church Grammar School
1999	Brisbane Grammar School
2000	The Southport School
2001	Brisbane Grammar School
2002	Brisbane Boys' College
2003	Nudgee College
2004	Anglican Church Grammar School
2005	Anglican Church Grammar School
2006	The Southport School
2007	Brisbane Grammar School
2008	Gregory Terrace
2009	Nudgee College
2010	Anglican Church Grammar School
2011	Nudgee College
2012	Anglican Church Grammar School
2013	Nudgee College
2014	Nudgee College
2015	Nudgee College
2016	Nudgee College



# HISTORY OF GPS PREMIERS

## Rowing

(The Old Boys' Cup)

1988	The Southport School
1989	The Southport School
1990	Anglican Church Grammar School
1991	Anglican Church Grammar School
1992	Brisbane Boys' College
1993	Brisbane Boys' College
1994	Brisbane Grammar School
1995	Brisbane Grammar School
1996	Brisbane Grammar School
1997	Gregory Terrace
1998	Brisbane Grammar School
1999	Anglican Church Grammar School
2000	The Southport School
2001	Brisbane Boys' College
2002	Brisbane Boys' College
2003	Brisbane Boys' College
2004	Anglican Church Grammar School
2005	Anglican Church Grammar School
2006	Anglican Church Grammar School
2007	Gregory Terrace
2008	Gregory Terrace
2009	Gregory Terrace
2010	Not awarded as all races were not conducted due to weather
2011	Nudgee College
2012	Nudgee College & The Southport School (tie)
2013	The Southport School
2014	Nudgee College
2015	Nudgee College
2016	Nudgee College

## Rugby

1918	Ipswich Grammar School
1919	Ipswich Grammar School
1920	Nudgee College
1921	Nudgee College
1922	The Southport School
1923	Nudgee College
1924	Nudgee College & Toowoomba Grammar School (tie)
1925	Nudgee College
1926	The Southport School
1927	Gregory Terrace
1928	Nudgee College
1929	Gregory Terrace
1930	Toowoomba Grammar School
1931	Nudgee College
1932	Nudgee College & Toowoomba Grammar School (tie)
1933	The Southport School
1934	Ipswich Grammar School
1935	Nudgee College
1936	Nudgee College
1937	Nudgee College
1938	The Southport School
1939	Church of England Grammar School
1940	Nudgee College
1941	Nudgee College
1942 to 1945	No Competitions
1946	Nudgee College
1947	Brisbane State High School
1948	Toowoomba Grammar School
1949	Church of England Grammar School
1950	Nudgee College & Church of England Grammar School (tie)
1951	Church of England Grammar School
1952	Nudgee College
1953	Nudgee College
1954	Toowoomba Grammar School, Nudgee College, Brisbane Boys' College, Church of England Grammar School (tie)
1955	Church of England Grammar School
1956	Brisbane Grammar School, Toowoomba Grammar School, Gregory Terrace (tie)
1957	Church of England Grammar School
1958	Brisbane Grammar School
1959	Church of England Grammar School
1960	Nudgee College
1961	Nudgee College
1962	Church of England Grammar School
1963	Church of England Grammar School
1964	Brisbane State High School

1965	Nudgee College
1966	Nudgee College
1967	Church of England Grammar School
1968	Nudgee College
1969	Brisbane State High School
1970	Nudgee College
1971	Nudgee College
1972	Brisbane Grammar School
1973	Brisbane Grammar School & Brisbane State High School (tie)
1974	Brisbane State High School & Church of England Grammar School (tie)
1975	Brisbane State High School
1976	Brisbane State High School & Brisbane Grammar School (tie)
1977	Gregory Terrace
1978	Gregory Terrace
1979	Gregory Terrace & Brisbane Grammar School (tie)
1980	Gregory Terrace
1981	Gregory Terrace
1982	Church of England Grammar School
1983	Brisbane State High School
1984	Brisbane State High School & Ipswich Grammar School (tie)
1985	Ipswich Grammar School
1986	Nudgee College
1987	Nudgee College
1988	Ipswich Grammar School
1989	Ipswich Grammar School
1990	Nudgee College
1991	Nudgee College
1992	Brisbane Grammar School & Brisbane State High School (tie)
1993	Ipswich Grammar School, Brisbane State High School, Nudgee College (tie)
1994	Nudgee College
1995	Nudgee College
1996	Gregory Terrace
1997	Nudgee College
1998	Nudgee College
1999	Anglican Church Grammar School
2000	Nudgee College
2001	The Southport School
2002	Nudgee College
2003	Anglican Church Grammar School & The Southport School (tie)
2004	Gregory Terrace
2005	Anglican Church Grammar School & Brisbane State High School (tie)
2006	The Southport School
2007	The Southport School
2008	Nudgee College
2009	Brisbane State High School
2010	Brisbane State High School / Nudgee College & The Southport School (tie)
2011	Nudgee College
2012	Brisbane Grammar School
2013	Nudgee College
2014	Anglican Church Grammar School
2015	Anglican Church Grammar School
2016	Brisbane State High School

## Sailing

2000	Brisbane Grammar School
2001	Anglican Church Grammar School
2002	The Southport School
2003	The Southport School
2004	Anglican Church Grammar School
2005	Brisbane Grammar School
2006	Brisbane Grammar School
2007	Brisbane Boys' College
2008	Brisbane Boys' College
2009	Anglican Church Grammar School
2010	Anglican Church Grammar School
2011	Brisbane Boys' College
2012	<i>Not awarded as all races were not conducted due to weather</i>
2013	Brisbane Grammar School
2014	The Southport School
2015	The Southport School
2016	The Southport School

## Tennis

(The J. N. Radcliffe Trophy)

1918	Brisbane Grammar School
1919	Brisbane Grammar School
1920	Brisbane Grammar School
1921	Brisbane Grammar School, Ipswich Grammar School & The Southport School (tie)
1922	Brisbane Grammar School
1923	Brisbane Grammar School
1924	The Southport School
1925	Brisbane Grammar School
1926	The Southport School
1927	Toowoomba Grammar School
1928	Brisbane Grammar School
1929	Ipswich Grammar School
1930	The Southport School
1931	Brisbane Grammar School
1932	Toowoomba Grammar School
1933	Brisbane Grammar School
1934	Brisbane Boys' College, Brisbane Grammar School & The Southport School (tie)
1935	Nudgee College
1936	Nudgee College
1937	Toowoomba Grammar School
1938	Toowoomba Grammar School
1939	Toowoomba Grammar School
1940	Toowoomba Grammar School
1941	Church of England Grammar School & Ipswich Grammar School (tie)
1942 to 1945	No Competitions
1946	Toowoomba Grammar School
1947	Toowoomba Grammar School
1948	Church of England Grammar School & Toowoomba Grammar School (tie)
1949	Toowoomba Grammar School
1950	Brisbane Grammar School
1951	Brisbane Grammar School
1952	Toowoomba Grammar School
1953	Brisbane Grammar School
1954	Brisbane State High School
1955	Gregory Terrace
1956	The Southport School
1957	Church of England Grammar School & Toowoomba Grammar School (tie)
1958	Church of England Grammar School
1959	Brisbane State High School
1960	Church of England Grammar School
1961	Church of England Grammar School
1962	Church of England Grammar School
1963	Brisbane Grammar School
1964	Brisbane Grammar School
1965	Brisbane Grammar School
1966	Brisbane Grammar School
1967	Brisbane Grammar School
1968	Brisbane Grammar School
1969	Brisbane Grammar School
1970	Brisbane Grammar School
1971	Brisbane Grammar School
1972	Brisbane Grammar School & Brisbane State High School (tie)
1973	Brisbane State High School
1974	Brisbane Grammar School
1975	Brisbane Grammar School
1976	Brisbane Grammar School
1977	Brisbane Grammar School
1978	Brisbane Grammar School
1979	Brisbane Grammar School
1980	Brisbane Grammar School
1981	Brisbane Grammar School
1982	Brisbane Grammar School
1983	Brisbane Boys' College
1984	Brisbane State High School
1985	Brisbane Grammar School
1986	Brisbane Grammar School
1987	Brisbane Boys' College
1988	Nudgee College
1989	Nudgee College
1990	Nudgee College
1991	Brisbane Grammar School
1992	Gregory Terrace
1993	Nudgee College
1994	Nudgee College

# HISTORY OF GPS PREMIERS

## Tennis continued

1995	Gregory Terrace
1996	Anglican Church Grammar School
1997	Anglican Church Grammar School
1998	Gregory Terrace
1999	Gregory Terrace
2000	The Southport School
2001	The Southport School
2002	Ipswich Grammar School & Gregory Terrace (tie)
2003	Brisbane Grammar School, Gregory Terrace, Nudgee College (tie)
2004	Anglican Church Grammar School
2005	Anglican Church Grammar School
2006	Brisbane Boys' College
2007	Brisbane Boys' College
2008	Brisbane Boys' College
2009	Brisbane Grammar School & Ipswich Grammar School (tie)
2010	Ipswich Grammar School
2011	Brisbane Boys' College, Brisbane Grammar School, Nudgee College (tie)
2012	Brisbane Grammar School
2013	Brisbane Boys' College, Brisbane Grammar School, Nudgee College (tie)
2014	Brisbane Boys' College
2015	Brisbane Boys' College
2016	Brisbane Boys' College

## Track and Field

(The Sir John Goodwin Cup)

1918	The Southport School
1919	The Southport School & Nudgee College (tie)
1920	Nudgee College
1921	Nudgee College
1922	The Southport School
1923	Church of England Grammar School
1924	Brisbane Grammar School
1925	Brisbane Boys' College
1926	Brisbane Grammar School
1927	Gregory Terrace
1928	Brisbane Grammar School
1929	The Southport School & Church of England Grammar School (tie)
1930	Gregory Terrace
1931	Nudgee College
1932	Brisbane Grammar School
1933	The Southport School
1934	Gregory Terrace
1935	Brisbane Grammar School & Church of England Grammar School (tie)
1936	Brisbane Grammar School
1937	Brisbane Grammar School
1938	Brisbane Grammar School
1939	Brisbane Boys' College
1940	Nudgee College
1941	Brisbane Grammar School
1942	Brisbane Boys' College
1943	Church of England Grammar School
1944	Church of England Grammar School
1945	Toowoomba Grammar School
1946	Brisbane State High School
1947	Brisbane State High School
1948	Brisbane Grammar School
1949	Church of England Grammar School
1950	Gregory Terrace
1951	Gregory Terrace
1952	Church of England Grammar School

1953	Church of England Grammar School
1954	Church of England Grammar School
1955	Nudgee College
1956	Church of England Grammar School
1957	Church of England Grammar School
1958	Church of England Grammar School
1959	Church of England Grammar School
1960	Church of England Grammar School
1961	Church of England Grammar School
1962	Church of England Grammar School
1963	Church of England Grammar School
1964	Church of England Grammar School
1965	Church of England Grammar School
1966	Brisbane State High School
1967	Brisbane State High School
1968	Brisbane State High School
1969	Nudgee College
1970	Nudgee College
1971	Toowoomba Grammar School
1972	Toowoomba Grammar School
1973	Church of England Grammar School
1974	Church of England Grammar School
1975	Brisbane State High School
1976	Brisbane State High School
1977	Brisbane State High School
1978	Brisbane State High School
1979	Brisbane State High School
1980	Brisbane State High School
1981	Brisbane State High School
1982	Brisbane State High School
1983	Brisbane State High School
1984	Ipswich Grammar School
1985	Ipswich Grammar School
1986	Ipswich Grammar School
1987	Ipswich Grammar School
1988	Brisbane Grammar School
1989	Brisbane Grammar School
1990	Ipswich Grammar School
1991	Ipswich Grammar School
1992	Ipswich Grammar School
1993	Nudgee College
1994	Brisbane Grammar School
1995	Brisbane Grammar School
1996	Nudgee College
1997	Nudgee College
1998	Ipswich Grammar School
1999	Ipswich Grammar School
2000	Ipswich Grammar School
2001	Ipswich Grammar School
2002	Ipswich Grammar School
2003	Ipswich Grammar School
2004	Ipswich Grammar School
2005	Ipswich Grammar School
2006	Nudgee College
2007	Ipswich Grammar School
2008	Ipswich Grammar School
2009	Ipswich Grammar School
2010	Nudgee College
2011	Ipswich Grammar School
2012	Ipswich Grammar School
2013	Nudgee College
2014	(Y5-7) Anglican Church Grammar School
2014	(Y8-12) Nudgee College
2015	(Y5-7) Nudgee College
2015	(Y7-12) Nudgee College
2016	(Y5-7) Brisbane Boys' College
2016	(Y7-12) Brisbane Boys' College

## Volleyball

1994	Brisbane Boys' College
1995	Brisbane Boys' College
1996	Brisbane Boys' College & Gregory Terrace (tie)
1997	Gregory Terrace
1998	Anglican Church Grammar School
1999	Brisbane Boys' College
2000	Brisbane Grammar School & Gregory Terrace (tie)
2001	Brisbane Boys' College
2002	Ipswich Grammar School & Nudgee College (tie)
2003	Brisbane Grammar School
2004	Brisbane Grammar School
2005	Brisbane Grammar School
2006	Brisbane Grammar School (The Peter Donaldson Memorial Trophy)
2007	Brisbane Grammar School
2008	Brisbane Grammar School
2009	Brisbane Grammar School
2010	Brisbane Grammar School & Gregory Terrace (tie)
2011	Brisbane Grammar School
2012	Brisbane Grammar School
2013	Brisbane Grammar School
2014	Gregory Terrace
2015	Brisbane Grammar School & Gregory Terrace (tie)
2016	Anglican Church Grammar School

## Bauman Cup

(This Cup was awarded to the Top School over all GPS Competition at first level and Championship events.

The GPS sports used to calculate the Bauman Cup were as follows: Premierships: Cricket 1st XI, 1st VIII (Rowing was not a championship sport) 1st XV Rugby & 1st IV Tennis; Championships: Swimming, Track & Field & Gymnastics (Cross Country was not a GPS Sport).

1953	Church of England Grammar School
1954	Church of England Grammar School
1955	Church of England Grammar School
1956	Church of England Grammar School
1957	Church of England Grammar School
1958	Church of England Grammar School
1959	Church of England Grammar School
1960	Church of England Grammar School
1961	Church of England Grammar School
1962	Church of England Grammar School
1963	Church of England Grammar School
1964	Church of England Grammar School
1965	Church of England Grammar School
1966	Brisbane State High School
1967	Church of England Grammar School
1968	Church of England Grammar School
1969	Brisbane Grammar School
1970	Church of England Grammar School
1971	Brisbane Grammar School
1972	Brisbane Grammar School
1973	Brisbane Grammar School
1974	Brisbane Grammar School
1975	Brisbane Grammar School
1976	Brisbane Grammar School
1977	Discontinued

\*CEGS – Church of England Grammar School now known as Anglican Church Grammar School

# FIRE & EVACUATION PROCEDURES



## BRI/ BANE AQUATIC CENTRE

### FIRE WARNING SYSTEM

Installed in the building is an Automatic Fire Alarm System with Heat Detectors, Smoke Detectors & Manual Call Points located throughout the building. Activation of any of the above devices **WILL** automatically call the Fire Brigade.

A fire alarm will cause the emergency warning system to produce a sound called the Alert tone **Barp Barp**



Should an evacuation of the building be ordered the sound you will hear is **Whoop Whoop**

**To call Fire Brigade  
Dial 000 or mobile 112**

### SAFETY MEASURES

- ⇒ Sound the fire alarm on discovery of a fire by breaking the glass on the nearest manual call point
- ⇒ Always react to a fire alarm and assist others.
- ⇒ Familiarise yourself with the locations of fire extinguishers and the Manual Call Points in your work area
- ⇒ Exit passageways and access to extinguishers and Manual Call Points must remain clear at all times
- ⇒ Tasks which may result in a fire should be avoided. **TURN OFF** electrical appliances when not in use.
- ⇒ Your role during a fire alarm is firstly preserve life safety then attempt to extinguish the fire (only if safe to do so)

FIGHTING OF FIRES SHOULD, FOR SAFETY REASONS BE UNDERTAKEN IF TWO PERSONS ARE PRESENT, THE CORRECT FIRE EXTINGUISHER IS AVAILABLE AND IT IS SAFE TO PERFORM THIS TASK.



Mobility impaired persons should exit immediately on a fire alarm, assisted by a nominated person at the time.

### FIRE FIGHTING EQUIPMENT

Installed in the building.

#### Fire Hose Reels

**Carbon Dioxide Extinguishers**  
(Colour Red with Black Band)

**Dry Chemical Powder Extinguishers**  
(Colour Red with White band)

**Vaporizing Liquid Extinguisher**  
(Colour Red with Yellow Band)

Check the extinguisher label for instructions.

**UNDER NO CIRCUMSTANCES SHOULD FIRE HOSE REELS BE USED ON OR NEAR LIVE ELECTRICAL APPLIANCES OR POWER OUTLETS.**

### FIRE ALARM PROCEDURES

At all times, when a fire alarm sounds or hearing the Alert tone **Barp Barp**, you are to prepare to evacuate.

- ☑ Warn Public, make safe equipment, store valuables collect personal belongings from the immediate area
- ☑ Move to an exit point from your area and await instructions from the Fire Warden.

**EVACUATE THE BUILDING IF YOUR SAFETY IS AT RISK, SMOKE IS PRESENT (OBVIOUS OR SMELT) OR IF INSTRUCTED BY THE FIRE WARDEN**

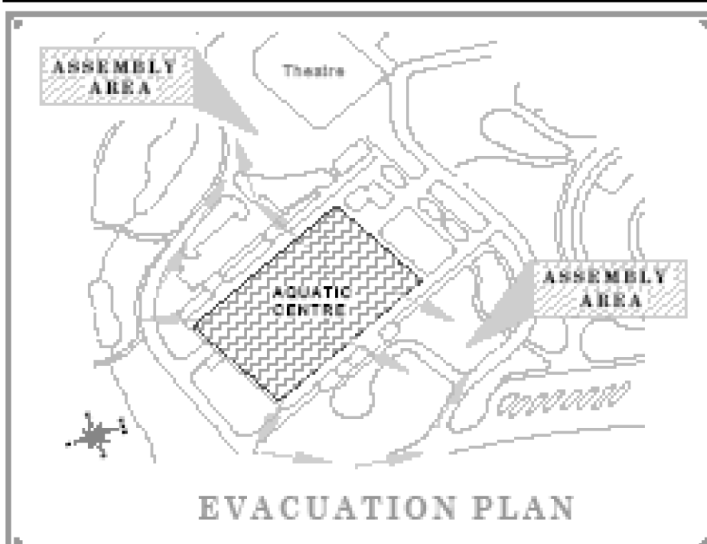
When the order to evacuate is given or when hearing the Evacuation tone **Whoop Whoop** you are to:

- ☑ Exit the building by the nominated exit points and move directly to the Assembly Area. Fire Wardens will take control and provide any further directions.

#### APPLY CAUTION IN CROSSING ROADS

**IF A FIRE ALARM SOUNDS AFTER ADMINISTRATION WORKING HOURS, OCCUPANTS ARE URGED TO EVACUATE IMMEDIATELY**

**DO NOT RE-ENTER THE BUILDING UNTIL THE FIRE BRIGADE ADVISE IT IS SAFE TO DO SO.**



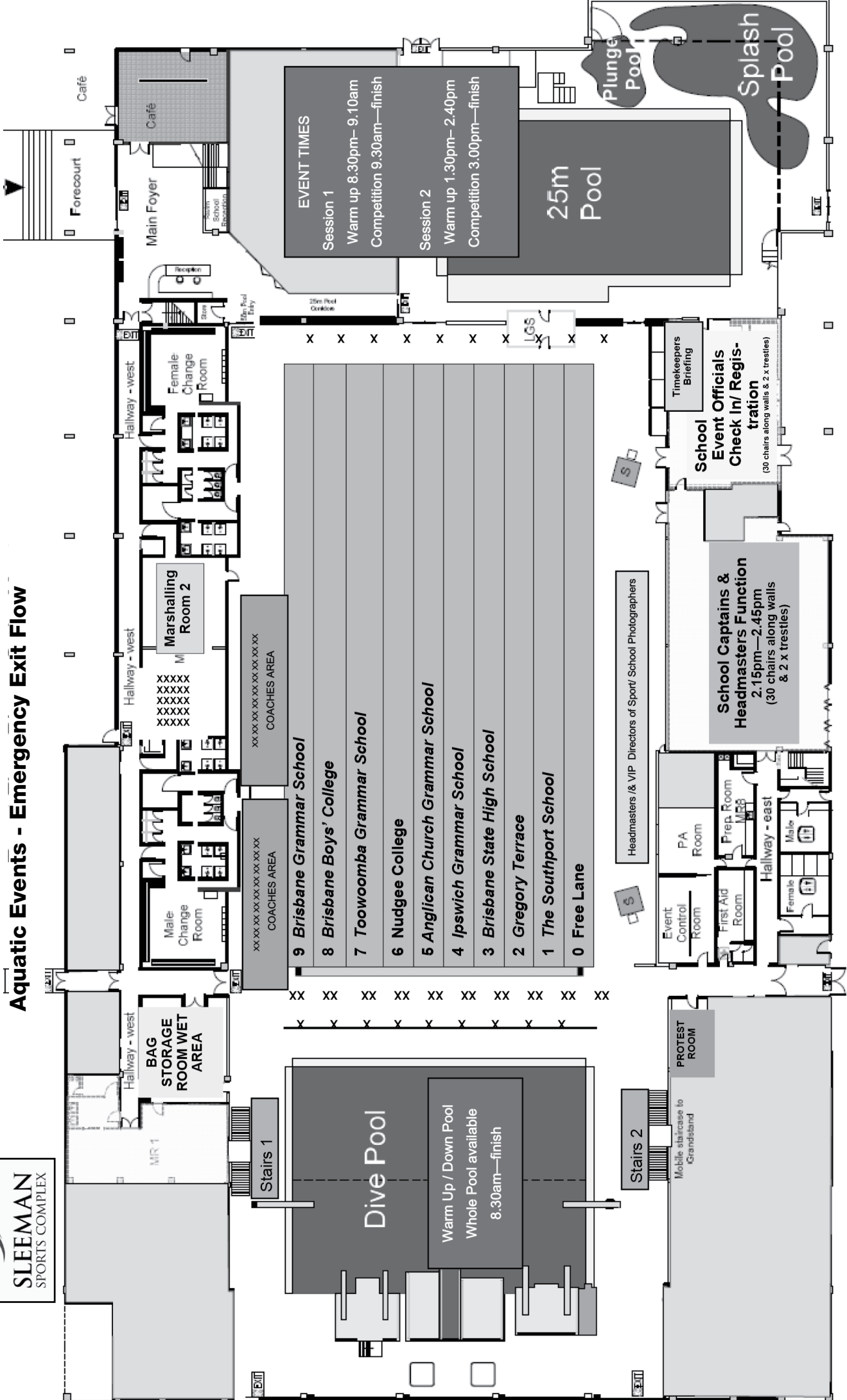
### FIRE EXTINGUISHER OPERATION:

- ⇒ Stand well back from fire (two to four paces)
- ⇒ Always face the fire with your back to a clear doorway
- ⇒ Pull pin on fire extinguisher
- ⇒ Squeeze lever
- ⇒ Direct at fire operating with a slow side to side motion
- ⇒ Slowly move closer towards the fire as it diminishes. (remain at least one pace away)

# Brisbane Aquatic Centre - Level 2



## Aquatic Events - Emergency Exit Flow

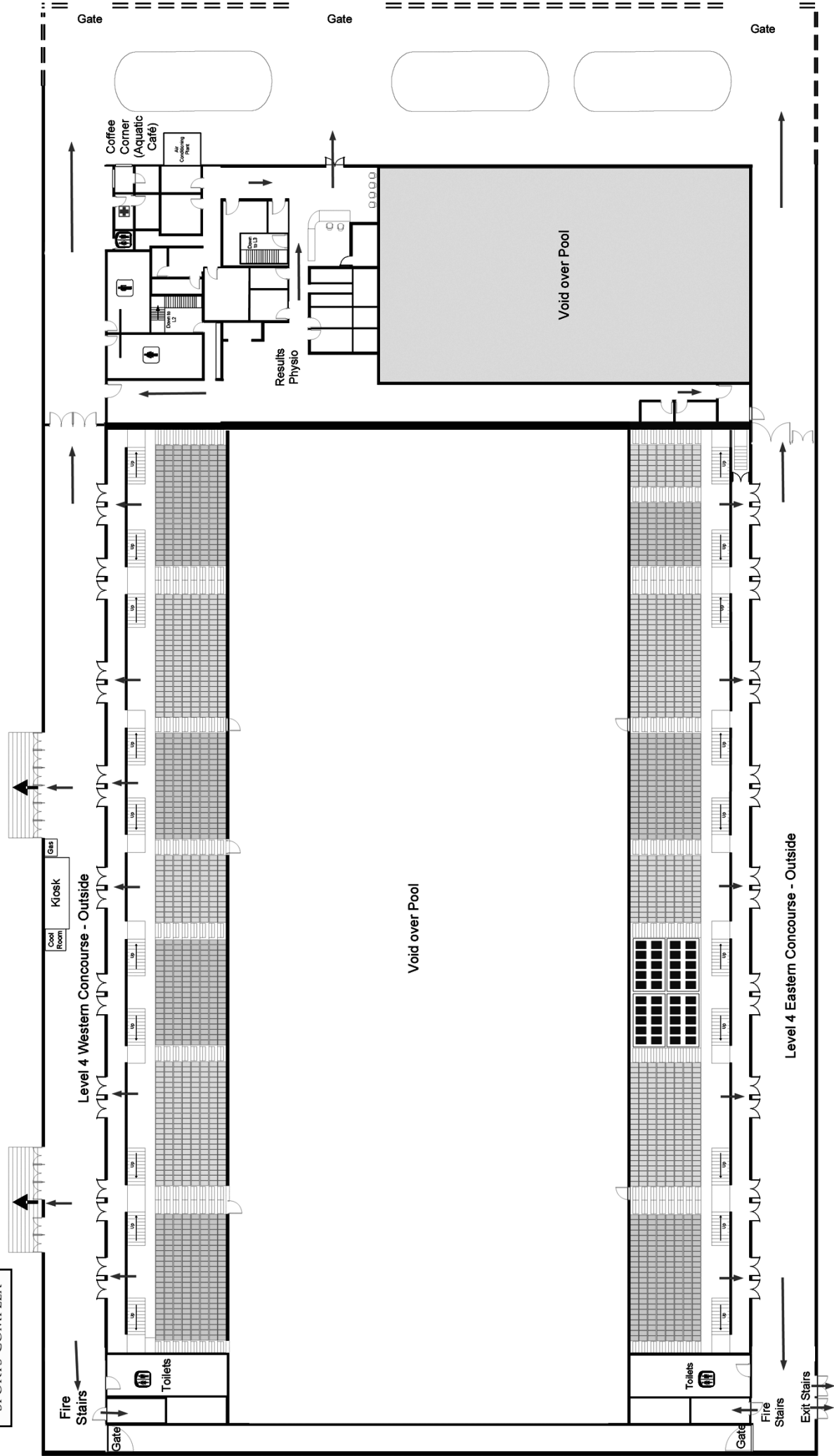




# Brisbane Aquatic Centre - Level 4

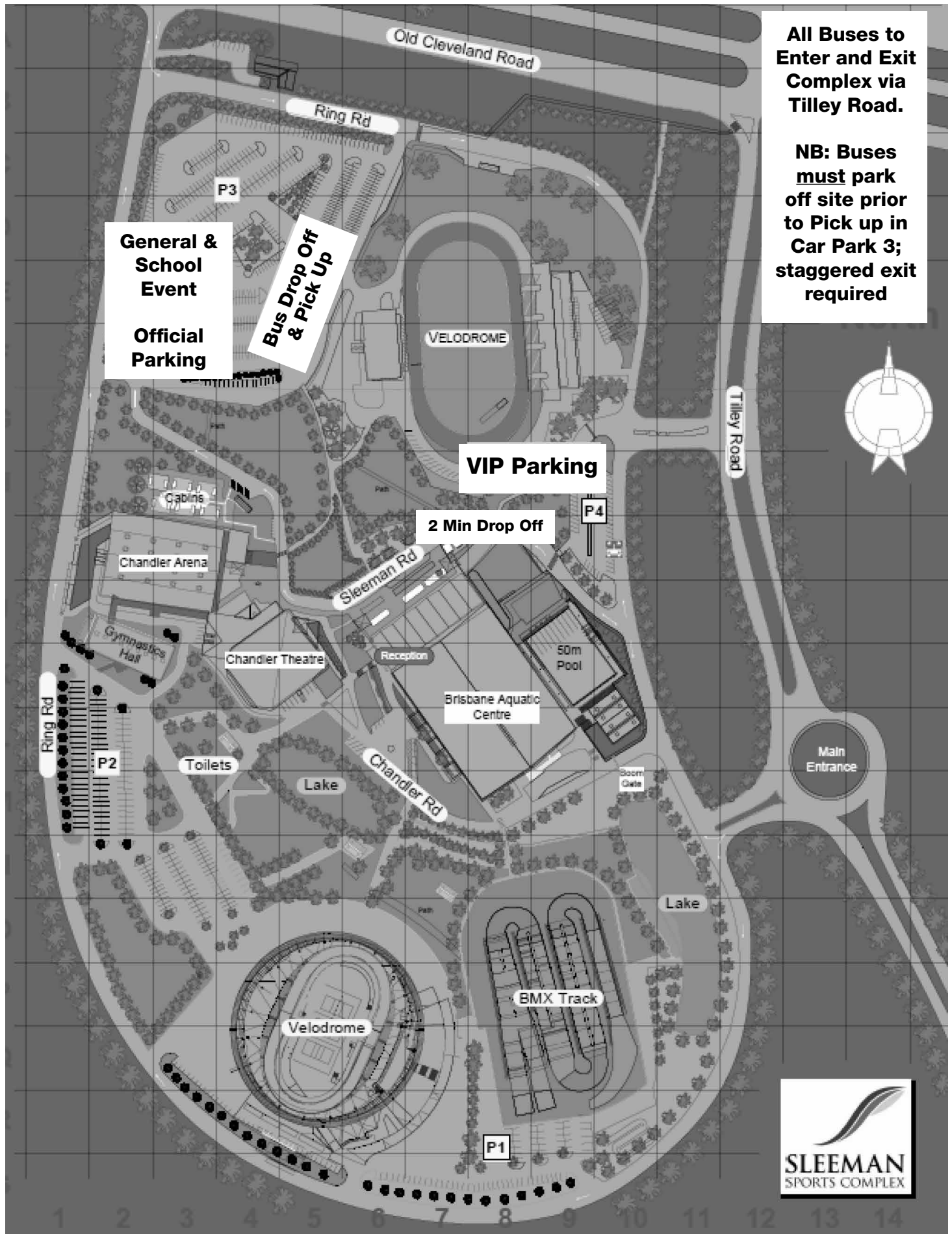


## Aquatic Events - Emergency Exit Flow



# GPS Swimming Championships - Parking Plan

## SLEEMAN SPORTS COMPLEX Pre and Event



# ACKNOWLEDGEMENTS

## HEADMASTERS MANAGEMENT COMMITTEE 2017

**Chairman: Dr. A. CAMPBELL** (Anglican Church Grammar School)

**Deputy Chairman: Mr. P. FULLAGAR** (Nudgee College)

**Treasurer: Mr. G. WAIN** (The Southport School)

**Mr. G. McDONALD** (Brisbane Boys' College)

**Mr. A. MICALLEF** (Brisbane Grammar School)

**Mr. W. HAYNES** (Brisbane State High School)

**Dr. M. CARROLL** (Gregory Terrace)

**Mr. R. MORRISON** (Ipswich Grammar School)

**Mr. P. HAUSER** (Toowoomba Grammar School)

**Executive Officer: Ms N. L'Efevre**

## GPS SPORT & ACTIVITIES COMMITTEE

**Chairman: Mr. S. TASKER** (Anglican Church Grammar School)

**Mr. M. DWYER** (Brisbane Boys' College)

**Mr. R. COCHRANE** (Brisbane Grammar School)

**Mr. G. NOON** (Brisbane State High School)

**Mr. D. WRIGHT** (Gregory Terrace)

**Mr. N. GREIVE** (Ipswich Grammar School)

**Mr. G. THORNE** (Nudgee College)

**Mr. D. BELL** (Toowoomba Grammar School)

**Mr. B. HAIN** (The Southport School)

## GPS SWIMMING SUB-COMMITTEE

**Chairman: Mr. G. NOON** (Brisbane State High School)

**Mr. M. LORRIMER / Mr. P. HOYT** (Anglican Church Grammar School)

**Mr. B. SHIELDS** (Brisbane Boys' College)

**Mr. M. LOGAN / Mr. D. LUSH** (Brisbane Grammar School)

**Mr. A. PETERMAN** (Brisbane State High School)

**Mr. M. MacDERMOTT** (Gregory Terrace)

**Ms. J. CHANDLER/ Mr. G. FASALA** (Ipswich Grammar School)

**Mr. D. PROUD / Ms. M. PATTINSON** (Nudgee College)

**Mr. R. Mc LEAN/ Mr. D. ANDERSON** (Toowoomba Grammar School)

**Mr. L. DU FEU/ Mr. D. THOMAS** (The Southport School)

## SCHOOL CAPTAINS OF SWIMMING 2017

**Matt McGregor** (Anglican Church Grammar School)

**Benjamin Carlyon** (Brisbane Boys' College)

**Charlie Ormrod (C) and Joe Jackson (VC)** (Brisbane Grammar School)

**Daniel Ashcroft and Jarrod Herman (Co-Captains)** (Brisbane State High School)

**Jacob Ruff** (Gregory Terrace)

**Ryan Maskelyne (C) and Jacob Busch (VC)** (Ipswich Grammar School)

**Wilson Ellis (C) and Lachlan Gough and Steven Coombes (VC)** (Nudgee College)

**Fraser Stewart** (Toowoomba Grammar School)

**Max Osborn** (The Southport School)



The GPS Association acknowledges the support and co-operation of the following organizations in the conduct of this event:

- Officials provided by all GPS schools
- Emergency Medics (EM)
- Brisbane Aquatic Centre at the Sleeman Sports Complex
- Swimming Queensland Technical Officials


# SWIMMING QUEENSLAND TECHNICAL OFFICIALS

## Session 1

- Teresa Goddard (Chief Referee)
- Susan Weldon
- Carmel King
- Malcolm Lee

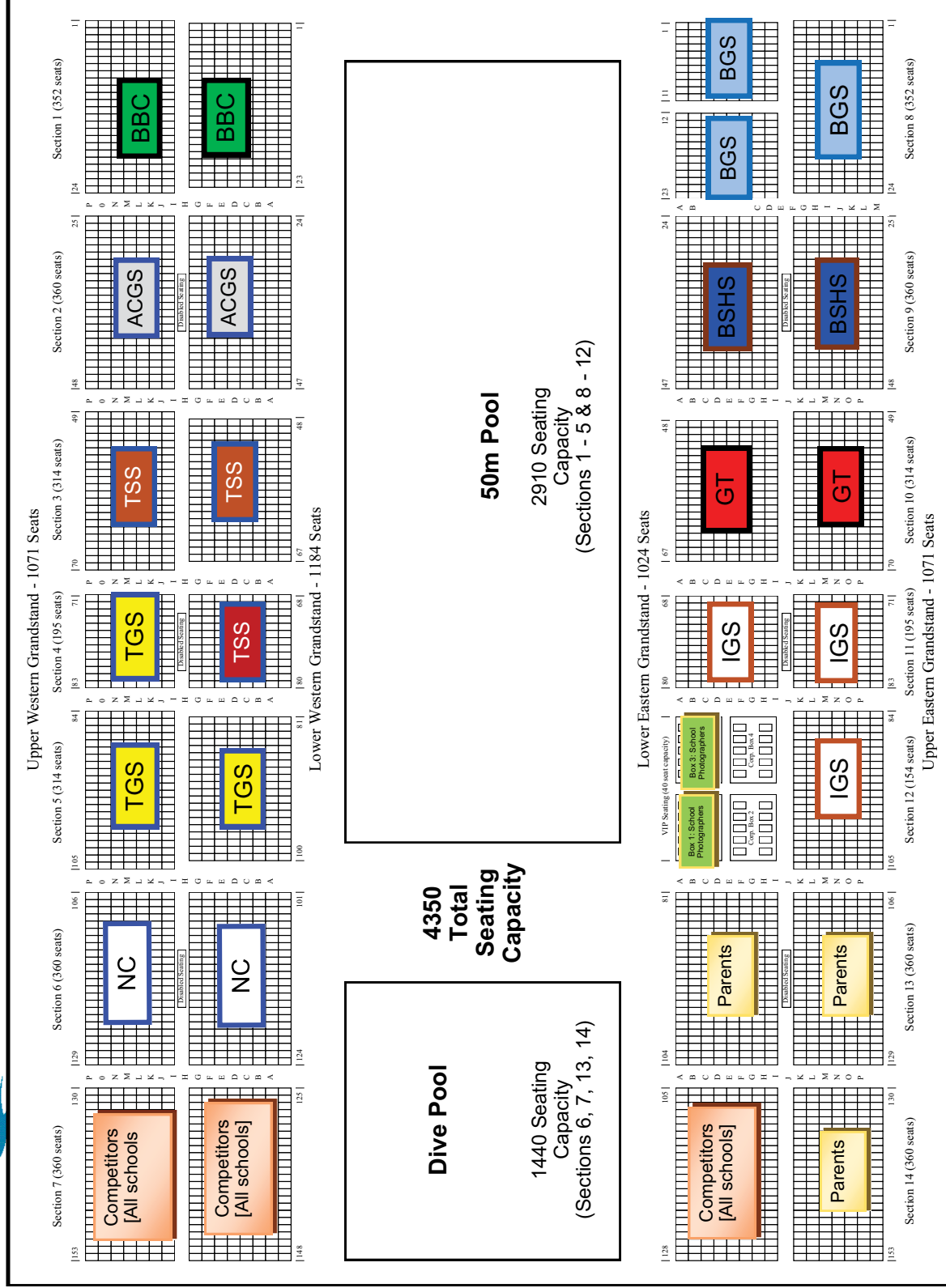
## Session 2

- Teresa Goddard (Chief Referee)
- Ted Curtis
- Andrew Thomson
- Susan Weldon
- Steve Carsley
- Malcolm Lee





# Brisbane Aquatic Centre - 2017 GPS Swimming Seating Plan



NC	Nudgee College	360 seats
TGS	Toowoomba Grammar School	405 seats
TSS	The Southport School	418 seats
ACGS	Anglican Church Grammar School	360 seats
BBC	Brisbane Boys' College	352 seats

IGS	Ipswich Grammar School	349 seats
GT	Gregory Terrace	314 seats
BSWS	Brisbane State High School	360 seats
BGS	Brisbane Grammar School	352 seats





# GPS

The Great Public Schools'  
Association of Queensland Incorporated



PO Box 465  
Springhill Qld 4004

P: 07 3358 1556  
F: 07 3358 2553

[www.gpsqld.org.au](http://www.gpsqld.org.au)